



US00D715487S

(12) **United States Design Patent**
Nome et al.

(10) **Patent No.:** **US D715,487 S**
(45) **Date of Patent:** **** Oct. 14, 2014**

- (54) **NOVELTY HEADBAND**
- (75) Inventors: **Philip A. Nome**, Houston, TX (US);
Craig Nome, Houston, TX (US)
- (73) Assignee: **Point Clear Partners, LLC**, Houston,
TX (US)
- (**) Term: **14 Years**
- (21) Appl. No.: **29/431,368**
- (22) Filed: **Sep. 6, 2012**
- (51) **LOC (10) Cl.** **28-03**
- (52) **U.S. Cl.**
CPC **A45D 8/36** (2013.01)
USPC **D28/41**
- (58) **Field of Classification Search**
CPC **A45D 8/36**
USPC **D28/21-34, 39-43; 132/101, 126,**
132/128-131, 144, 148, 219, 275-284;
D2/501, 502, 865, 866, 874, 881
See application file for complete search history.

6,003,521	A *	12/1999	Huang	132/275
6,047,709	A *	4/2000	Tu	132/275
6,289,903	B1 *	9/2001	Haufler	132/275
D463,857	S *	10/2002	Dix et al.	D24/106
6,513,167	B1 *	2/2003	Cheng	2/171
6,626,184	B1 *	9/2003	Cheng	132/275

* cited by examiner

Primary Examiner — Zenia Bennett

(74) *Attorney, Agent, or Firm* — Jones Walker, LLP

(57) **CLAIM**

The ornamental design for a novelty headband, as shown and described.

DESCRIPTION

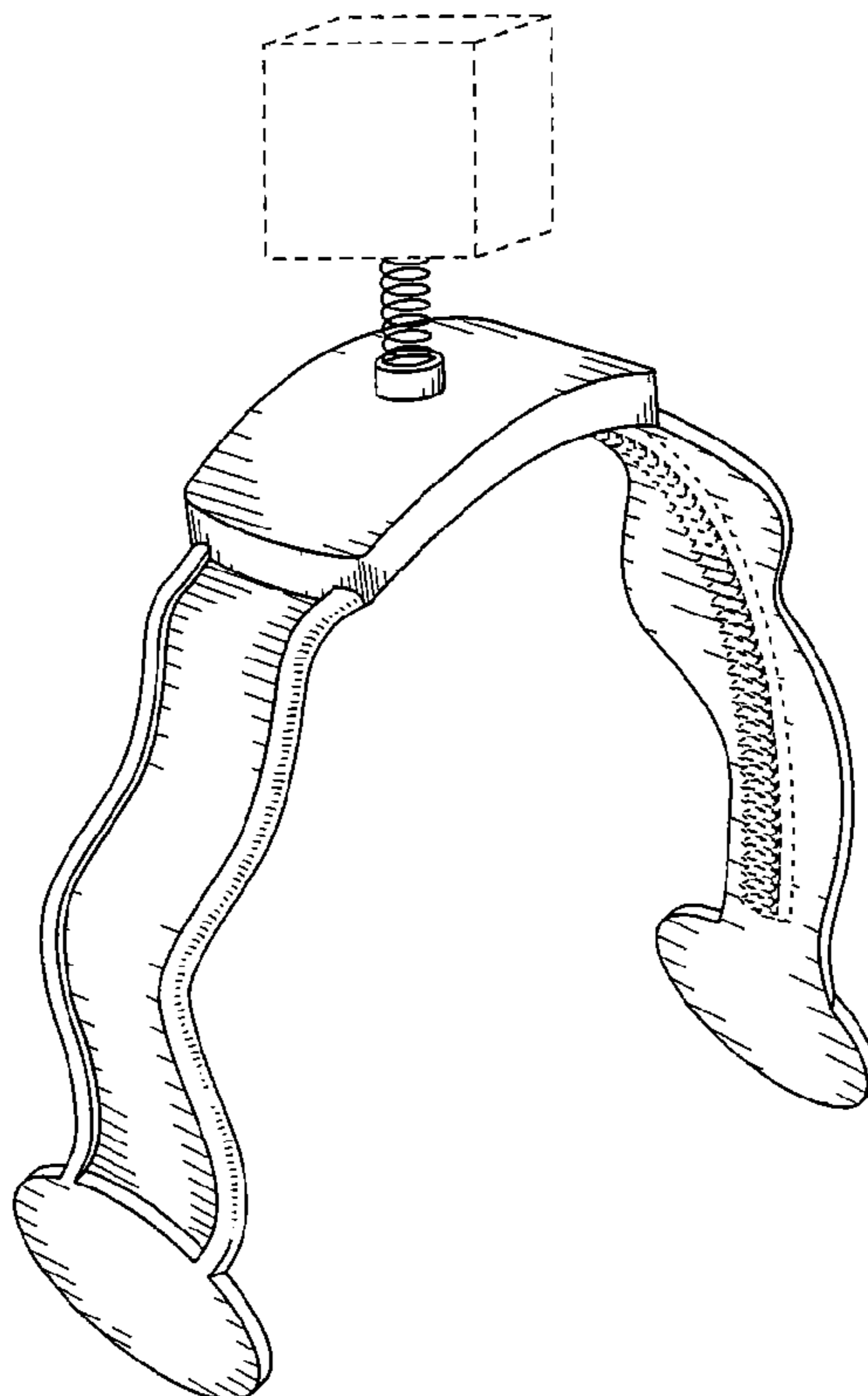
FIG. 1 is a perspective view of a novelty headband, showing the new design.
 FIG. 2 is a right side elevational view thereof, the left side elevational view being the mirror image of the right side elevational view;
 FIG. 3 is a front elevational view thereof;
 FIG. 4 is another perspective view of the novelty headband of FIG. 1; and,
 FIG. 5 is another perspective view of the novelty headband of FIG. 1.
 In the drawings, the broken lines form no part of the claimed design.

(56) **References Cited**

U.S. PATENT DOCUMENTS

D298,148	S *	10/1988	Wilkinson	D2/866
D306,882	S *	3/1990	Yeh	D2/866
5,027,992	A *	7/1991	Murray, III	224/181
D324,434	S *	3/1992	Walker	D28/41
5,934,294	A *	8/1999	Chiang	132/275

1 Claim, 2 Drawing Sheets



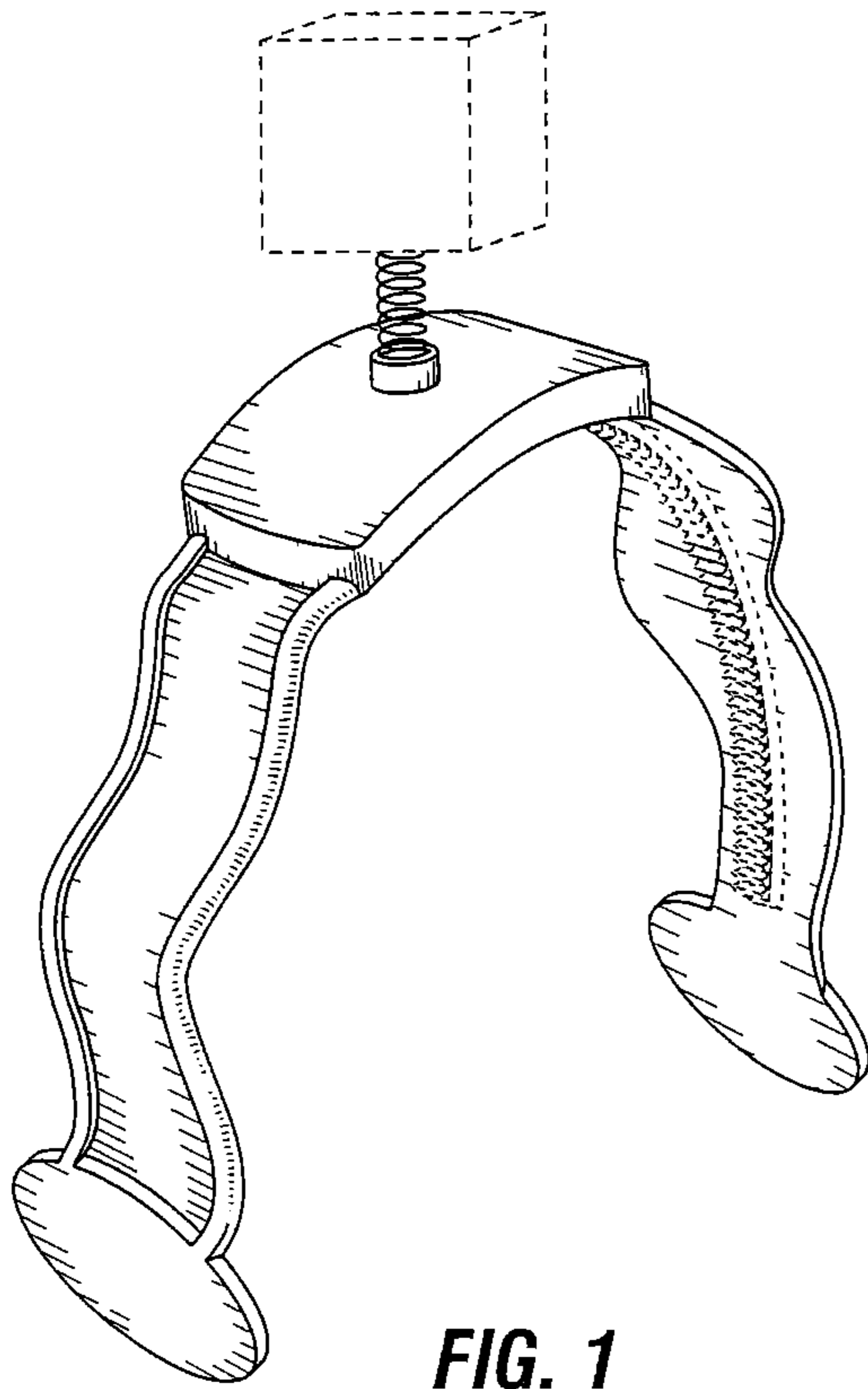


FIG. 1

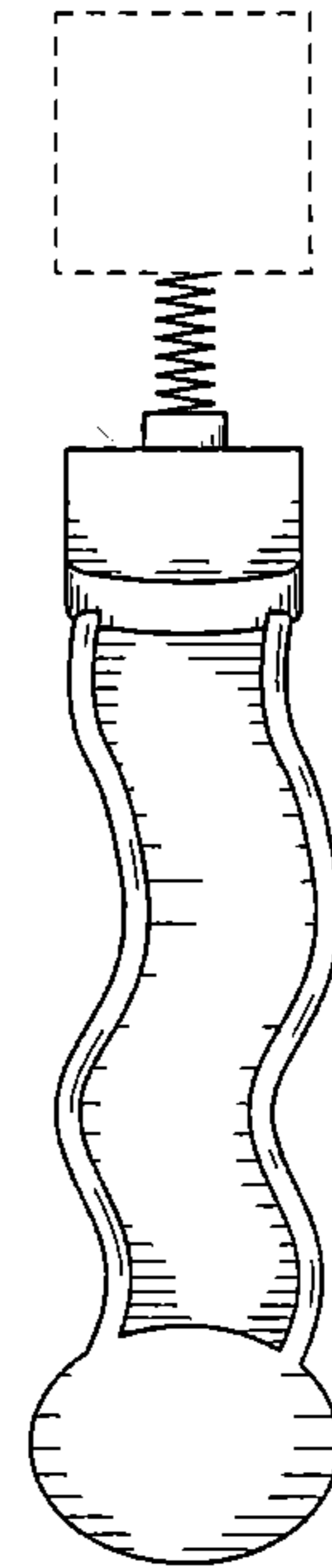


FIG. 2

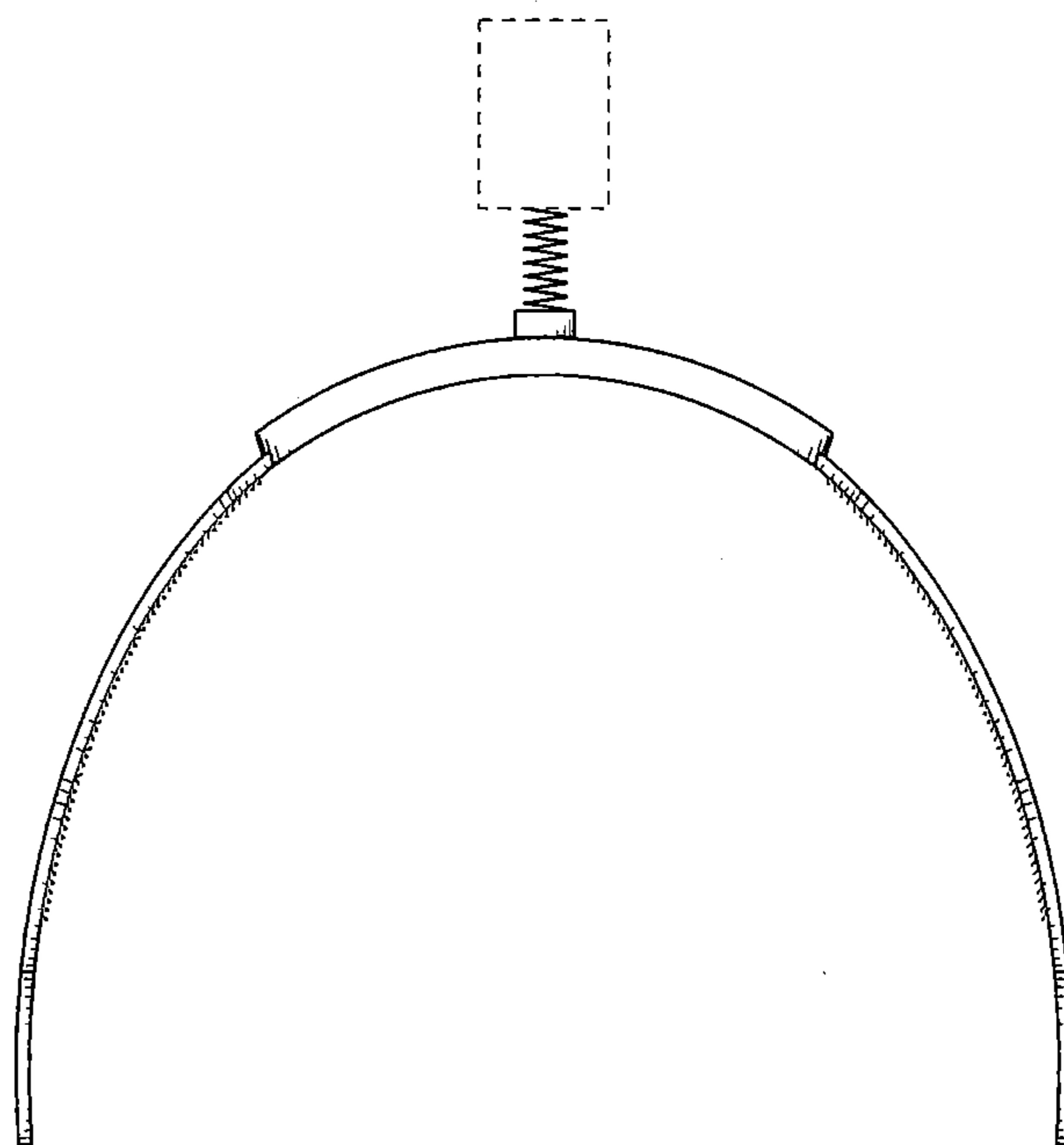


FIG. 3

