



US00D715475S

(12) **United States Design Patent**
Nankil

(10) **Patent No.:** **US D715,475 S**

(45) **Date of Patent:** **** Oct. 14, 2014**

(54) **LIGHTING FIXTURE HAVING STRUTS**

1,473,380 A * 11/1923 Peterson 362/351
1,732,745 A 10/1929 Erskine
D82,136 S 9/1930 Chapman

(71) Applicant: **Hubbell Incorporated**, Shelton, CT
(US)

(Continued)

(72) Inventor: **Robert R. Nankil**, Buena Park, CA (US)

FOREIGN PATENT DOCUMENTS

(73) Assignee: **Hubbell Incorporated**, Shelton, CT
(US)

GB 2025424 9/1992
GB 2044993 2/1995

(Continued)

(**) Term: **14 Years**

OTHER PUBLICATIONS

(21) Appl. No.: **29/440,322**

All "Cathedral" lighting fixtures from the Garden Collection shown on pp. 10 and 11 of the Kichler 2009 Kichler Lighting Catalog. © 2009.*

(22) Filed: **Dec. 20, 2012**

(Continued)

Related U.S. Application Data

(62) Division of application No. 29/419,121, filed on Apr. 25, 2012, now Pat. No. Des. 676,588, which is a division of application No. 29/401,710, filed on Sep. 14, 2011, now Pat. No. Des. 662,647, which is a division of application No. 29/347,584, filed on Mar. 8, 2010, now Pat. No. Des. 647,235.

Primary Examiner — Clare E Heflin

(74) *Attorney, Agent, or Firm* — Kevin M. Barner; Mark S. Bicks; Alfred N. Goodman

(51) **LOC (10) Cl.** **26-05**

(52) **U.S. Cl.**
USPC **D26/67; D26/85**

(58) **Field of Classification Search**
USPC D26/67-71, 73, 85, 101, 125, 128;
362/147, 152, 153, 153.1, 183, 185,
362/431, 653

See application file for complete search history.

(57) **CLAIM**

The ornamental design for a lighting fixture having struts, as shown and described.

DESCRIPTION


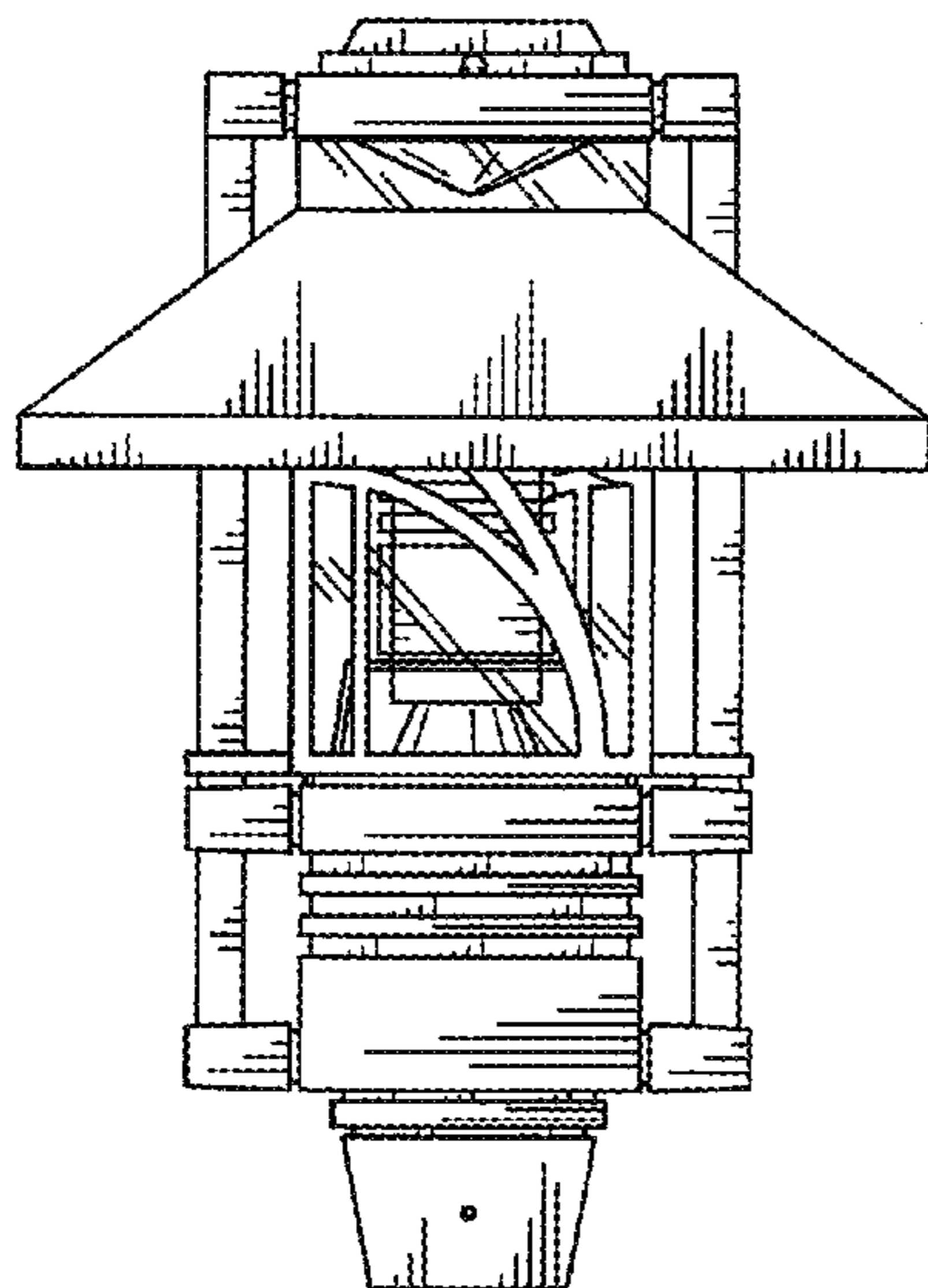
FIG. 1 is a top plan view of a lighting fixture having struts; FIG. 2 is a top perspective view of the lighting fixture illustrated in FIG. 1; FIG. 3 is a front elevational view of the lighting fixture illustrated in FIGS. 1 and 2, the back elevational view being the same; FIG. 4 is a left side elevational view of the lighting fixture illustrated in FIGS. 1-3, the right side being the same; FIG. 5 is a bottom plan view of the lighting fixture illustrated in FIGS. 1-4; and, FIG. 6 is a bottom perspective view of the lighting fixture illustrated in FIGS. 1-5.

(56) **References Cited**

U.S. PATENT DOCUMENTS

999,813 A 8/1911 Losey
1,019,246 A 3/1912 Godinez et al.
1,082,753 A 12/1913 Losey

1 Claim, 3 Drawing Sheets



(56)

References Cited

U.S. PATENT DOCUMENTS

D85,931 S 1/1932 Graff
D100,556 S * 7/1936 Gosling D26/67
D125,314 S * 2/1941 Proulx D26/67
D138,831 S 9/1944 McCann
D152,994 S 3/1949 McCann
D154,302 S 6/1949 Palmquist
2,523,818 A * 9/1950 Cortes 362/432
D160,899 S 11/1950 Stevens
2,793,285 A 5/1957 Brainerd
D185,974 S 8/1959 Rambusch et al.
D194,624 S * 2/1963 Pettengill D26/67
D199,266 S * 9/1964 Izzi et al. D26/67
D199,409 S * 10/1964 van Steenhoven D26/67
3,194,952 A 7/1965 Wells
D208,659 S * 9/1967 Koziol D26/87
D211,277 S * 6/1968 Layton D26/67
D219,022 S * 10/1970 Yamazaki D26/68
3,833,804 A * 9/1974 Vesely 362/431
D235,677 S * 7/1975 Glodberg D26/68
D235,914 S 7/1975 Schacht
D239,460 S 4/1976 Schacht
4,069,415 A * 1/1978 Dacal 362/362
D298,861 S * 12/1988 Ewing et al. D26/71
4,858,088 A 8/1989 Agabekov
4,951,184 A * 8/1990 Makurof 362/362
D338,977 S * 8/1993 Ewing et al. D26/67
5,384,694 A 1/1995 Yang
5,430,631 A * 7/1995 Dick 362/354
D383,238 S 9/1997 Chen
D403,097 S 12/1998 Littman
D411,030 S 6/1999 Chen
D427,349 S * 6/2000 Landefeld D26/67
D427,350 S * 6/2000 Landefeld D26/67
D427,351 S * 6/2000 Landefeld D26/67
D427,705 S * 7/2000 Landefeld D26/67
D444,584 S 7/2001 Landefeld
D453,388 S * 2/2002 Leen D26/67
D465,296 S * 11/2002 DiPasquale D26/67
6,494,599 B1 * 12/2002 Leen 362/362
D473,333 S * 4/2003 Willmorth D26/67
D506,281 S * 6/2005 Randazzo et al. D26/67
D518,221 S * 3/2006 Randazzo et al. D26/68
7,066,613 B2 * 6/2006 Vishwamitra 362/86
D524,475 S * 7/2006 Randazzo et al. D26/71
D535,427 S 1/2007 Chandler

D537,189 S 2/2007 Zhang
D537,556 S 2/2007 Summerford et al.
D553,286 S * 10/2007 Chung et al. D26/67
D563,584 S * 3/2008 Lee et al. D26/67
7,387,409 B1 * 6/2008 Beadle 362/308
D580,084 S 11/2008 Walsh
D580,581 S * 11/2008 Grant D26/68
D583,494 S 12/2008 Friedman et al.
7,473,016 B2 * 1/2009 Flaherty et al. 362/431
D586,493 S 2/2009 Parres
D589,194 S * 3/2009 Sabernig D26/67
D594,152 S 6/2009 Miranda
D597,696 S * 8/2009 Sabernig D26/68
D601,291 S * 9/2009 Nankil D26/67
D625,456 S 10/2010 Sonneman
D625,878 S 10/2010 Sabernig
D629,949 S * 12/2010 Ho D26/67
D629,954 S 12/2010 Compton
D639,995 S 6/2011 Compton
D640,806 S 6/2011 Zheng
D646,832 S 10/2011 Chen
D647,235 S * 10/2011 Nankil D26/67
2003/0202340 A1 10/2003 Wu
2006/0274537 A1 12/2006 Randazzo

FOREIGN PATENT DOCUMENTS

GB 2046752 4/1995
GB 2057479 7/1996
GB 2088112 11/1999
GB 3005118 7/2002
GB 3009606 12/2002
GB 3010811 2/2003
GB 3010812 2/2003
GB 3010813 2/2003
GB 4005870 1/2008

OTHER PUBLICATIONS

All "Larkin Estate" lighting fixtures shown on pp. 12 and 13 of the Kichler 2009 Kichler Lighting Catalog. © 2009.*
Ainsely Square Post Light shown on p. 84 of the Kichler 2009 Kichler Lighting Catalog. © 2009. (2 pages; includes rear cover of catalog).*
Venere Series from Architectural Area Lighting Brochure © 2009. (20 pages).*
Architectural Area Lighting, Venere Series Catalog, Jan. 2007, pp. 1-20, US.

* cited by examiner

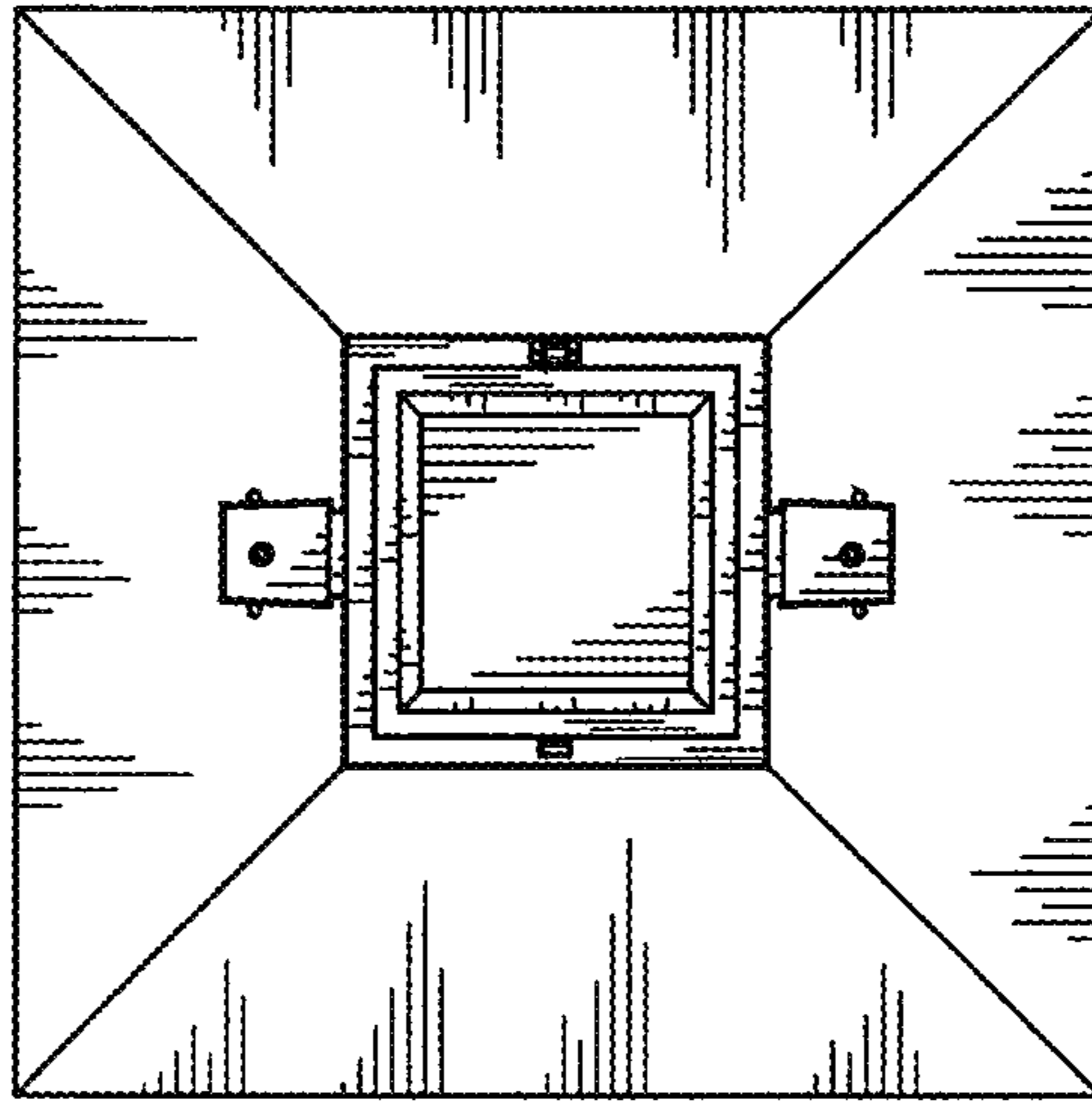


FIG. 1

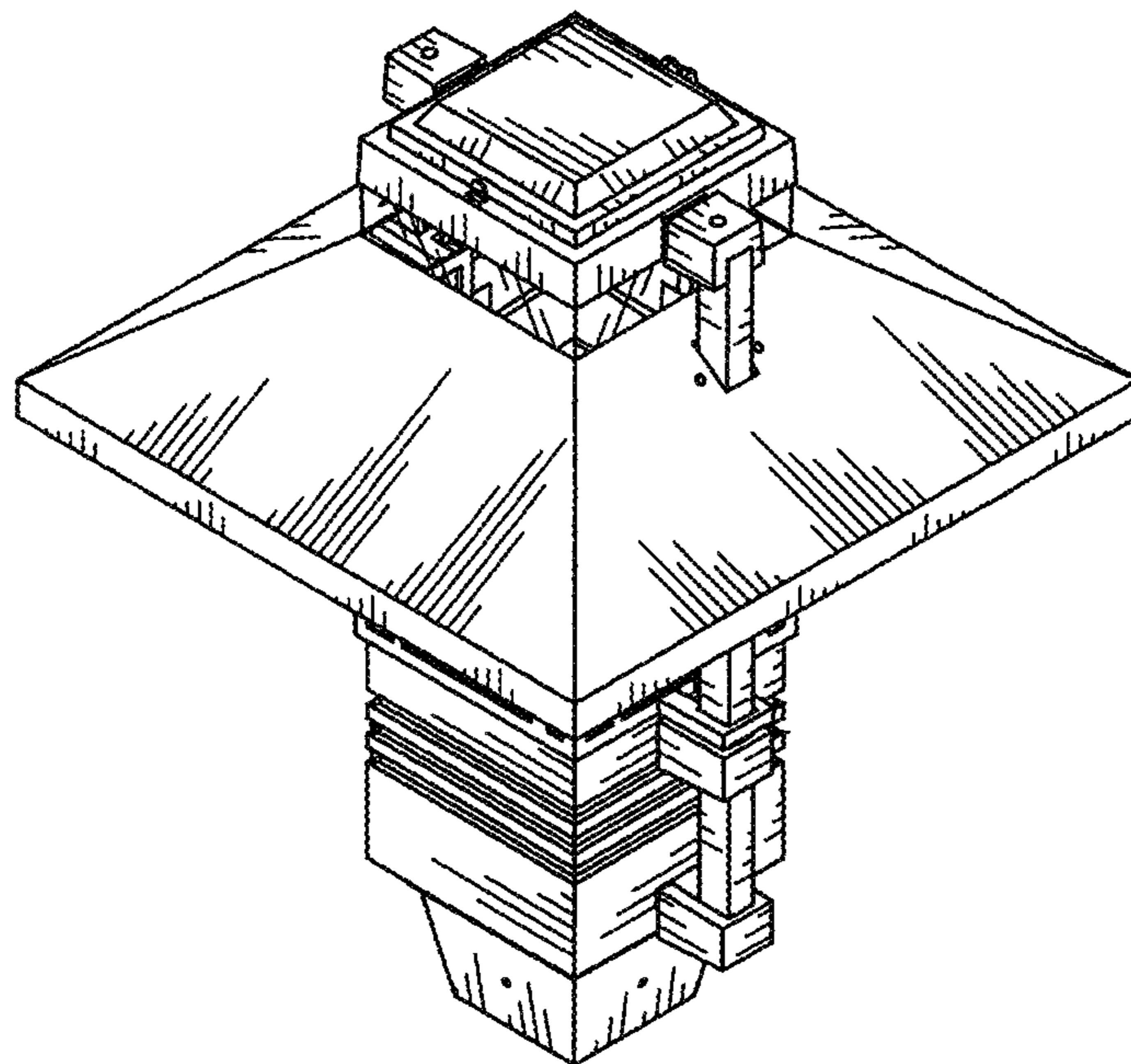


FIG. 2

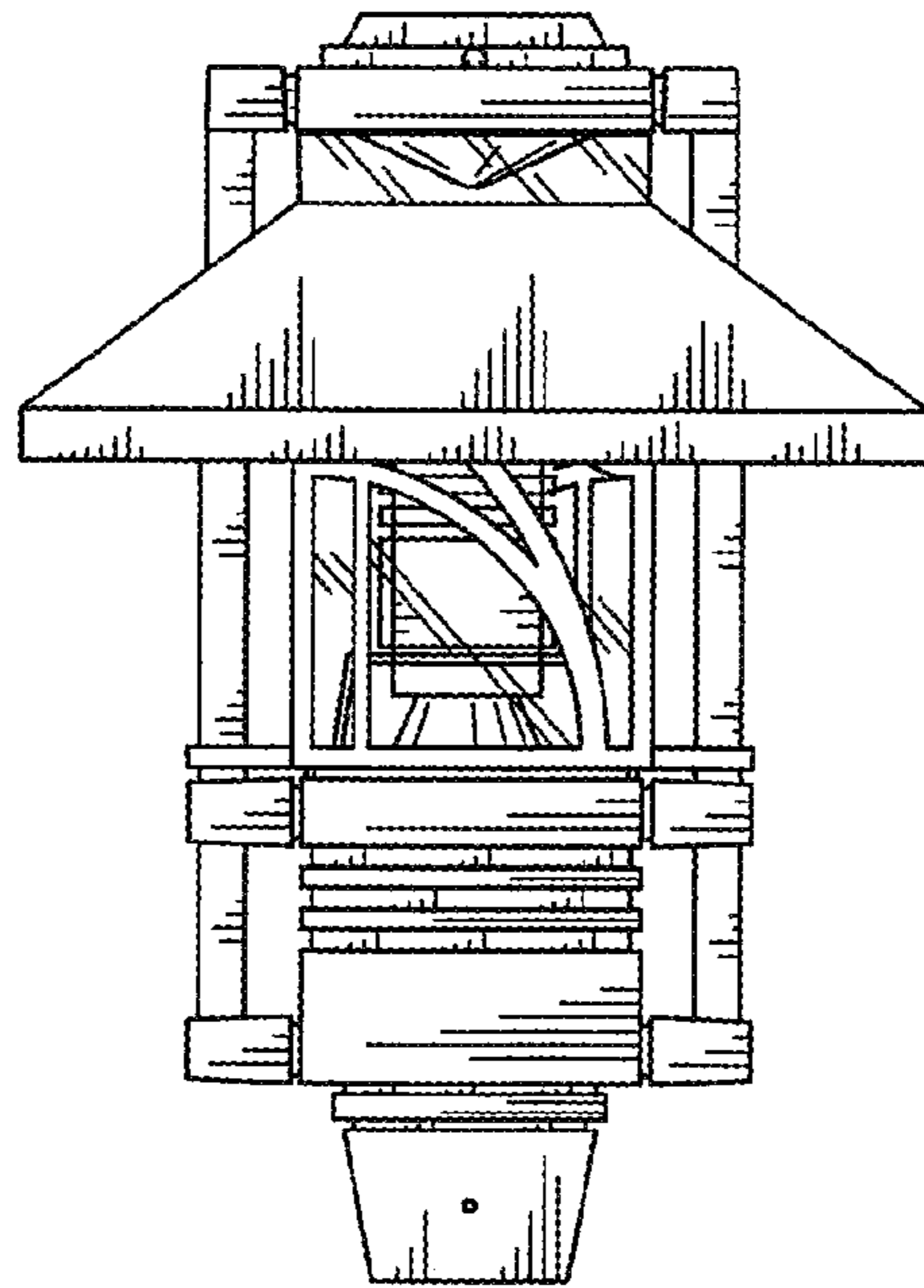


FIG. 3

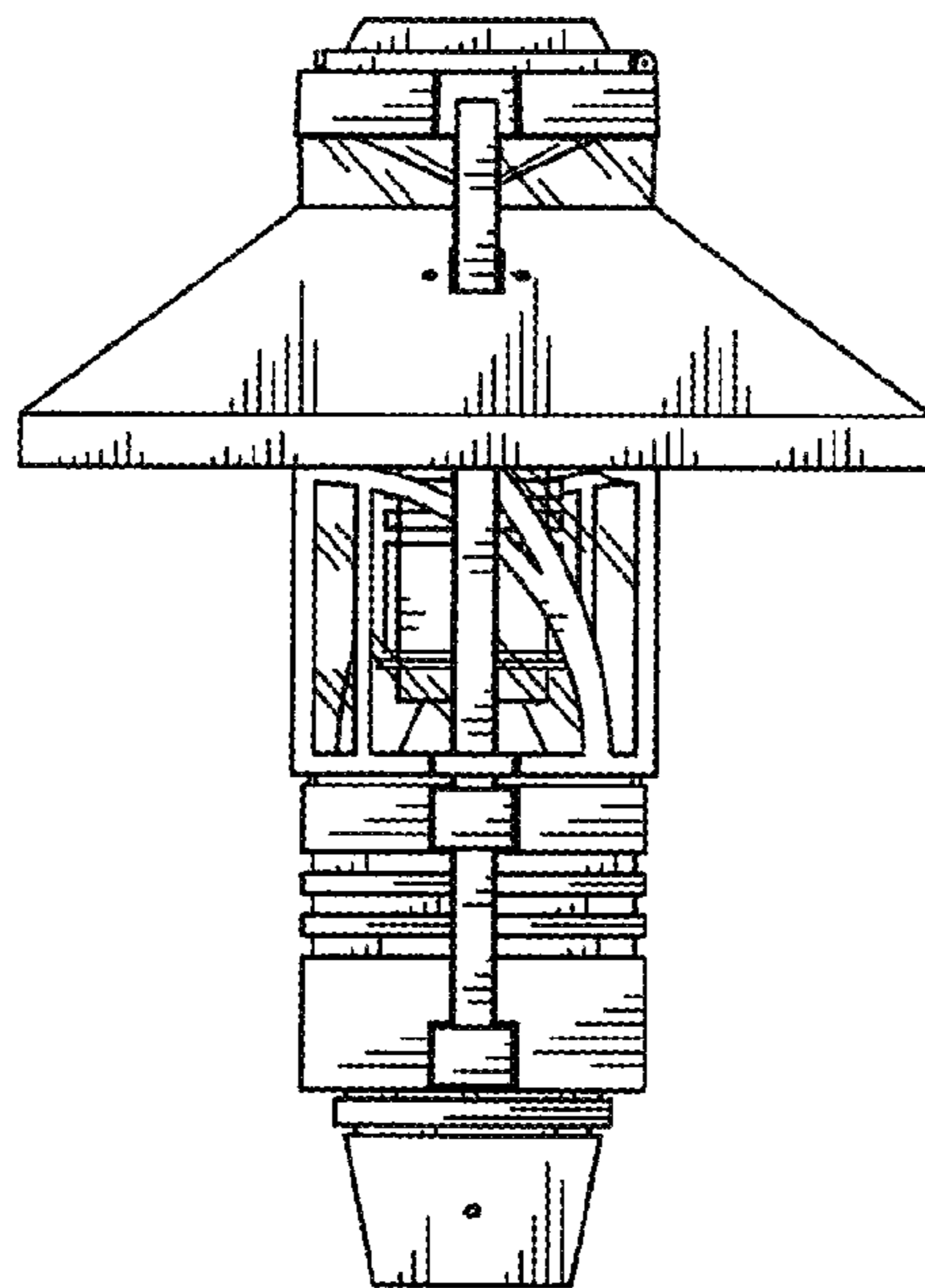


FIG. 4

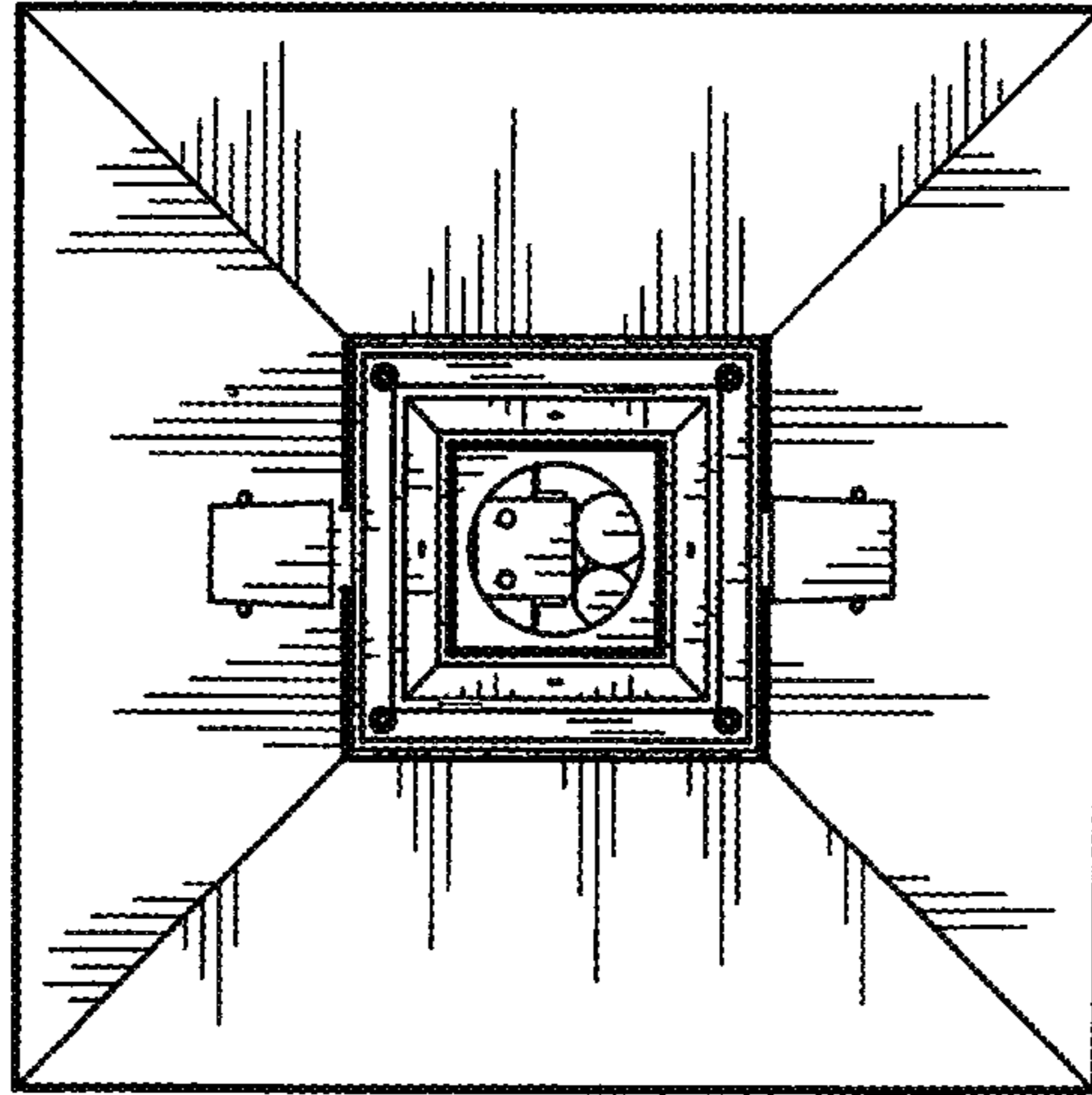


FIG. 5




FIG. 6