



US00D715471S

(12) **United States Design Patent**
Nagasaka et al.

(10) **Patent No.:** **US D715,471 S**
(45) **Date of Patent:** **** Oct. 14, 2014**

(54) **COMBINATION LAMP FOR AN
AUTOMOBILE**

(71) Applicants: **Ken Nagasaka**, Toyota (JP); **Jin Won Kim**, Tustin Ranch, CA (US);
Alexander Wen Shen, Fullerton, CA (US); **Michio Tada**, Okazaki (JP)

(72) Inventors: **Ken Nagasaka**, Toyota (JP); **Jin Won Kim**, Tustin Ranch, CA (US);
Alexander Wen Shen, Fullerton, CA (US); **Michio Tada**, Okazaki (JP)

(73) Assignee: **Toyota Jidosha Kabushiki Kaisha** (JP)

(**) Term: **14 Years**

(21) Appl. No.: **29/458,878**

(22) Filed: **Jun. 24, 2013**

(30) **Foreign Application Priority Data**

Dec. 26, 2012 (JP) 2012-031523

(51) **LOC (10) Cl.** **26-06**

(52) **U.S. Cl.**
USPC **D26/28**

(58) **Field of Classification Search**
USPC D26/28-36; 362/459-468, 475-478,
362/485-487

See application file for complete search history.

(56) **References Cited**

U.S. PATENT DOCUMENTS

D550,380	S	*	9/2007	Lin	D26/28
D560,292	S	*	1/2008	Sato	D26/28
D561,357	S	*	2/2008	Leclercq	D26/28
D565,211	S	*	3/2008	Haller et al.	D26/28
D570,015	S	*	5/2008	Hsu	D26/28
D574,524	S	*	8/2008	Tomatsu	D26/28
D602,616	S	*	10/2009	Okamura et al.	D26/28

OTHER PUBLICATIONS

MG, MG Concept 5, autopareri.com, <http://www.autopareri.com/forum/concept-anteprime/48690-mg-concept-5-foto-ufficiali.html>, available at least as early as Aug. 7, 2011.

Ford, Ford Focus, netcarshow.com, http://www.netcarshow.com/ford/2011-focus_sedan/1600x1200/wallpaper_10.htm, available at least as early as Aug. 4, 2011.

* cited by examiner

Primary Examiner — Marcus Jackson

(74) *Attorney, Agent, or Firm* — SAIDMAN DesignLaw Group

(57) **CLAIM**

The ornamental design for a combination lamp for an automobile, as shown and described.

DESCRIPTION

FIG. 1 is a perspective view of a combination lamp for an automobile showing our new design;
FIG. 2 is a front view thereof;
FIG. 3 is a rear view thereof;
FIG. 4 is a top view thereof;
FIG. 5 is a bottom view thereof;
FIG. 6 is a left side view thereof; and,
FIG. 7 is a right side view thereof.

1 Claim, 3 Drawing Sheets





Fig. 1




Fig. 2




Fig. 3

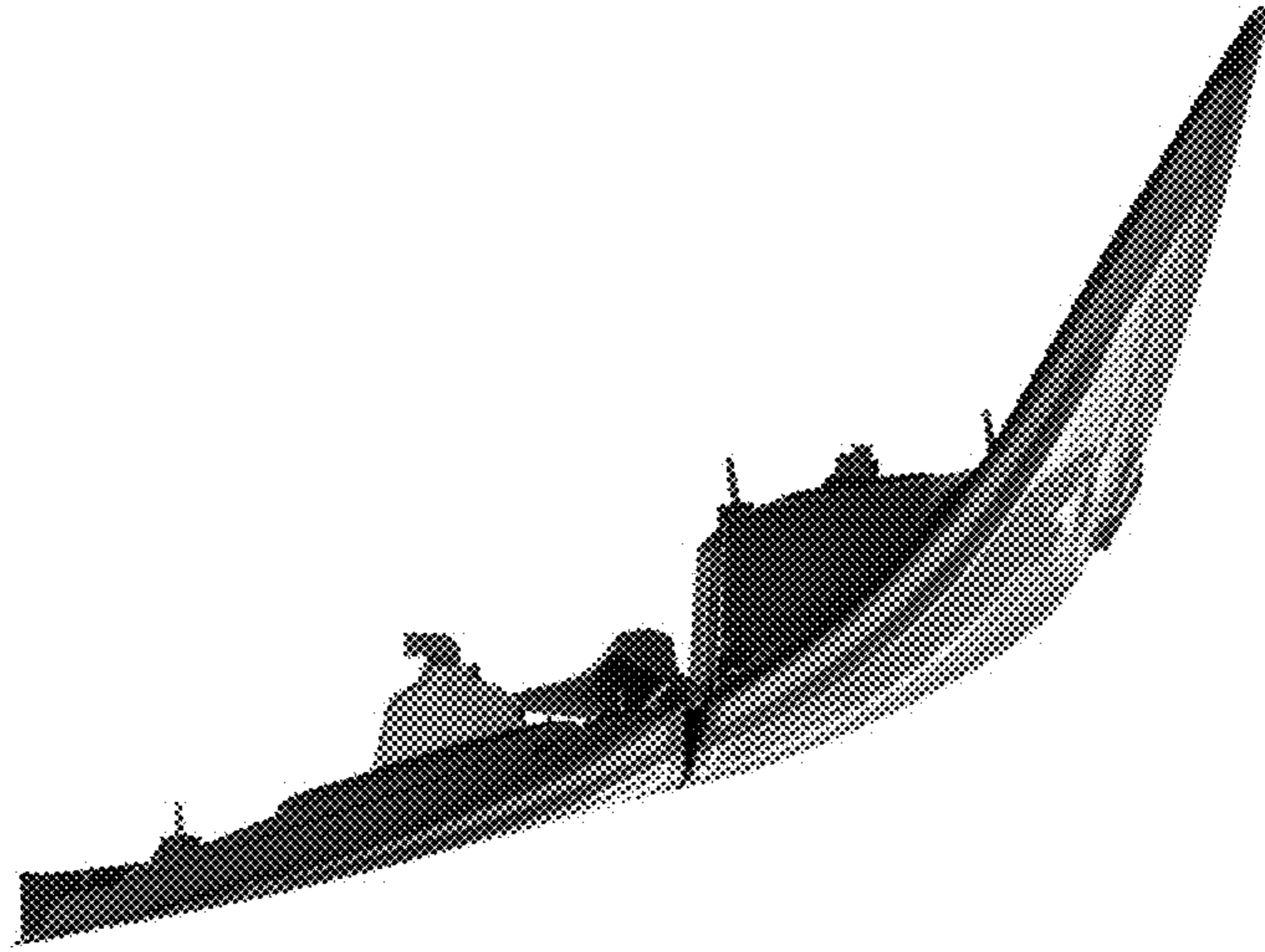


Fig. 4




Fig. 5




Fig. 6

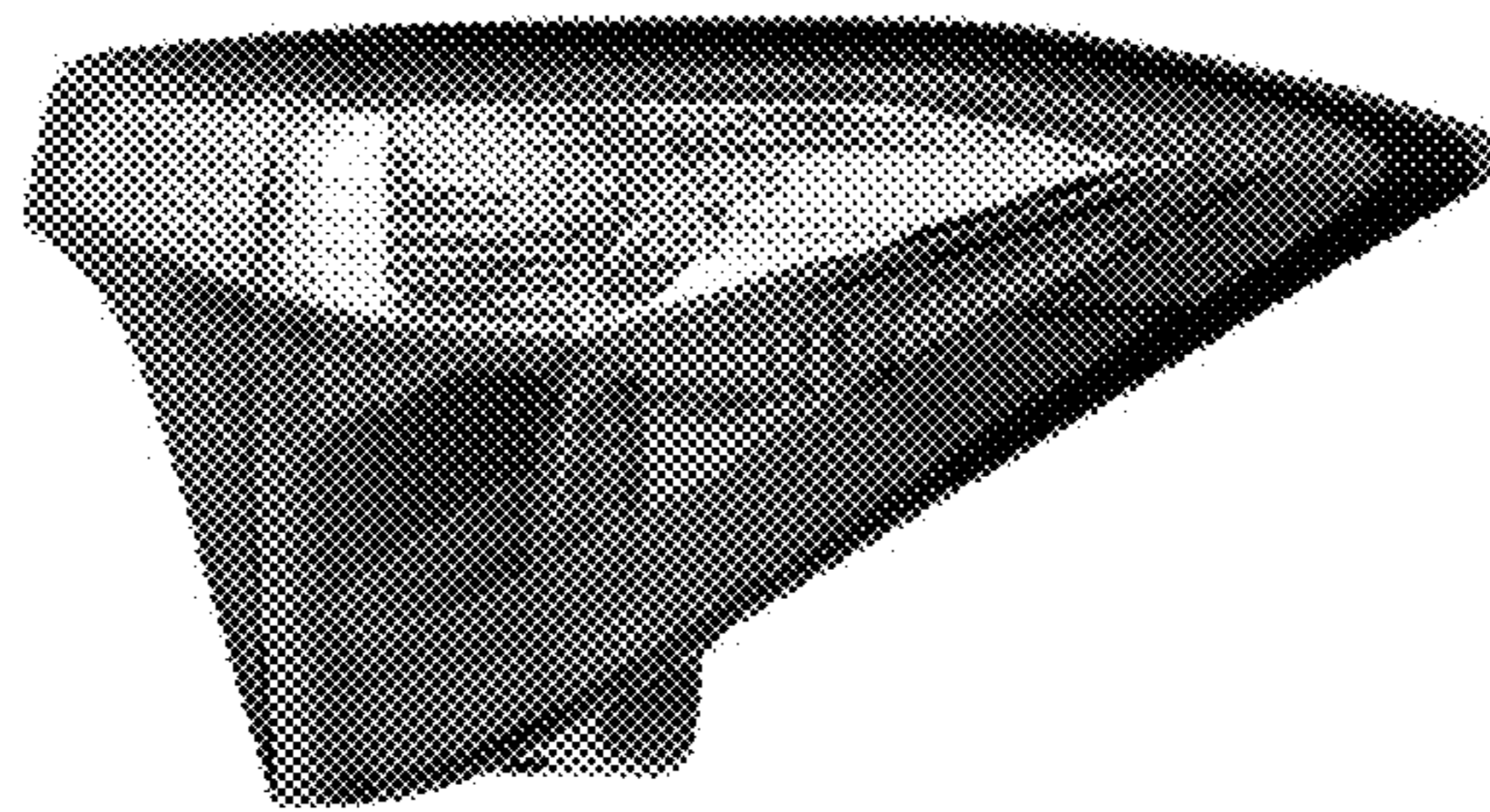


Fig. 7