



US00D715470S

(12) **United States Design Patent**
Yoshida et al.

(10) **Patent No.:** **US D715,470 S**

(45) **Date of Patent:** **** Oct. 14, 2014**

(54) **REAR LIGHT FOR A MOTOR VEHICLE**

(56) **References Cited**

(71) Applicant: **Mazda Motor Corporation**, Hiroshima (JP)

U.S. PATENT DOCUMENTS

(72) Inventors: **Atsushi Yoshida**, Hiroshima (JP);
Tomoyuki Mori, Hiroshima (JP);
Daisuke Nagasato, Hiroshima (JP);
Hiroaki Tojyo, Hiroshima (JP);
Kazuhiro Ito, Hiroshima (JP)

D455,508 S *	4/2002	Sinkwitz	D26/28
D465,039 S *	10/2002	Murkett	D26/28
D490,170 S *	5/2004	Metros et al.	D26/28
D491,298 S *	6/2004	Hall et al.	D26/28
D539,450 S *	3/2007	Pfeiffer	D26/28
D540,480 S *	4/2007	Pfeiffer	D26/28
D553,268 S *	10/2007	Pfeiffer	D26/28
D565,211 S *	3/2008	Haller et al.	D26/28
D674,939 S *	1/2013	Lai	D26/28

(73) Assignee: **Mazda Motor Corporation**, Hiroshima (JP)

* cited by examiner

(**) Term: **14 Years**

Primary Examiner — Marcus Jackson

(21) Appl. No.: **29/451,101**

(74) *Attorney, Agent, or Firm* — Studebaker & Brackett PC

(22) Filed: **Mar. 27, 2013**

(57) **CLAIM**

The ornamental design for a rear light for a motor vehicle, as shown and described.

(30) **Foreign Application Priority Data**

DESCRIPTION

Oct. 9, 2012 (JP) D2012-024534

(51) **LOC (10) Cl.** **26-06**

(52) **U.S. Cl.**
USPC **D26/28**

(58) **Field of Classification Search**
USPC D26/28-36; 362/459-468, 475-478,
362/485-487

FIG. 1 is a perspective view of a rear light for a motor vehicle;
FIG. 2 is a front view thereof;
FIG. 3 is a rear view thereof;
FIG. 4 is a left side view thereof;
FIG. 5 is a right side view thereof;
FIG. 6 is a top view thereof;
FIG. 7 is a bottom view thereof; and,
FIG. 8 is an enlarged front view thereof.

See application file for complete search history.

1 Claim, 8 Drawing Sheets





FIG.1




FIG. 2




FIG. 3




FIG.4




FIG. 5




FIG. 6

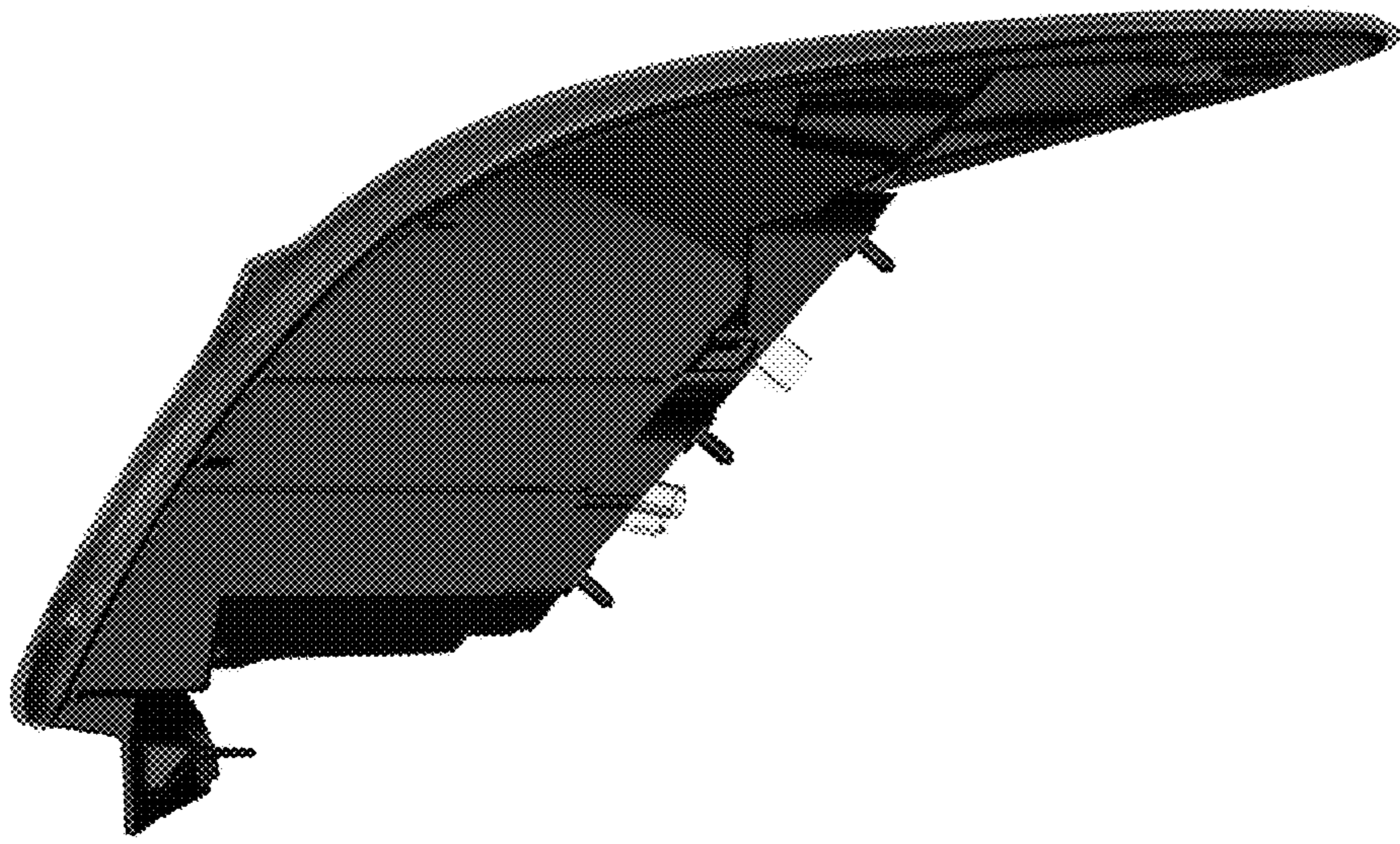


FIG. 7



FIG. 8