



US00D715463S

(12) **United States Design Patent**  
**Jun**

(10) **Patent No.:** **US D715,463 S**  
(45) **Date of Patent:** **\*\* Oct. 14, 2014**

- (54) **LED BULB**
- (71) Applicant: **Xue Jun**, Tingzhou (CN)
- (72) Inventor: **Xue Jun**, Tingzhou (CN)
- (73) Assignee: **Component Hardware Group, Inc.**,  
Lakewood, NJ (US)
- (\*\*) Term: **14 Years**
- (21) Appl. No.: **29/456,799**
- (22) Filed: **Jun. 4, 2013**
- (51) **LOC (10) Cl.** ..... **26-04**
- (52) **U.S. Cl.**  
USPC ..... **D26/2**
- (58) **Field of Classification Search**  
USPC ..... D26/1-4; 313/313, 315, 316, 317, 318,  
313/493; 315/52, 53, 56, 57, 58  
See application file for complete search history.

- D627,087 S \* 11/2010 Jonsson et al. .... D26/2
- D645,993 S \* 9/2011 Wang ..... D26/2
- D651,327 S \* 12/2011 Hsiao et al. .... D26/2
- D676,983 S \* 2/2013 Holland et al. .... D26/2

\* cited by examiner

*Primary Examiner* — Marcus Jackson  
(74) *Attorney, Agent, or Firm* — Francis C. Hano; Carella,  
Byrne et al.

(57) **CLAIM**  
The ornamental design of a LED bulb, as shown and described.

**DESCRIPTION**

FIG. 1 illustrates a perspective bottom view of a LED bulb in accordance with the invention;  
FIG. 2 illustrates a side view of the LED bulb of FIG. 1, all side views are identical;  
FIG. 3 illustrates a bottom view of the LED bulb of FIG. 1; and,  
FIG. 4 illustrates a top view of the LED bulb of FIG. 1.

**1 Claim, 3 Drawing Sheets**

- (56) **References Cited**  
U.S. PATENT DOCUMENTS  
D508,575 S \* 8/2005 Buschmann et al. .... D26/2  
D626,667 S \* 11/2010 Jonsson et al. .... D26/2

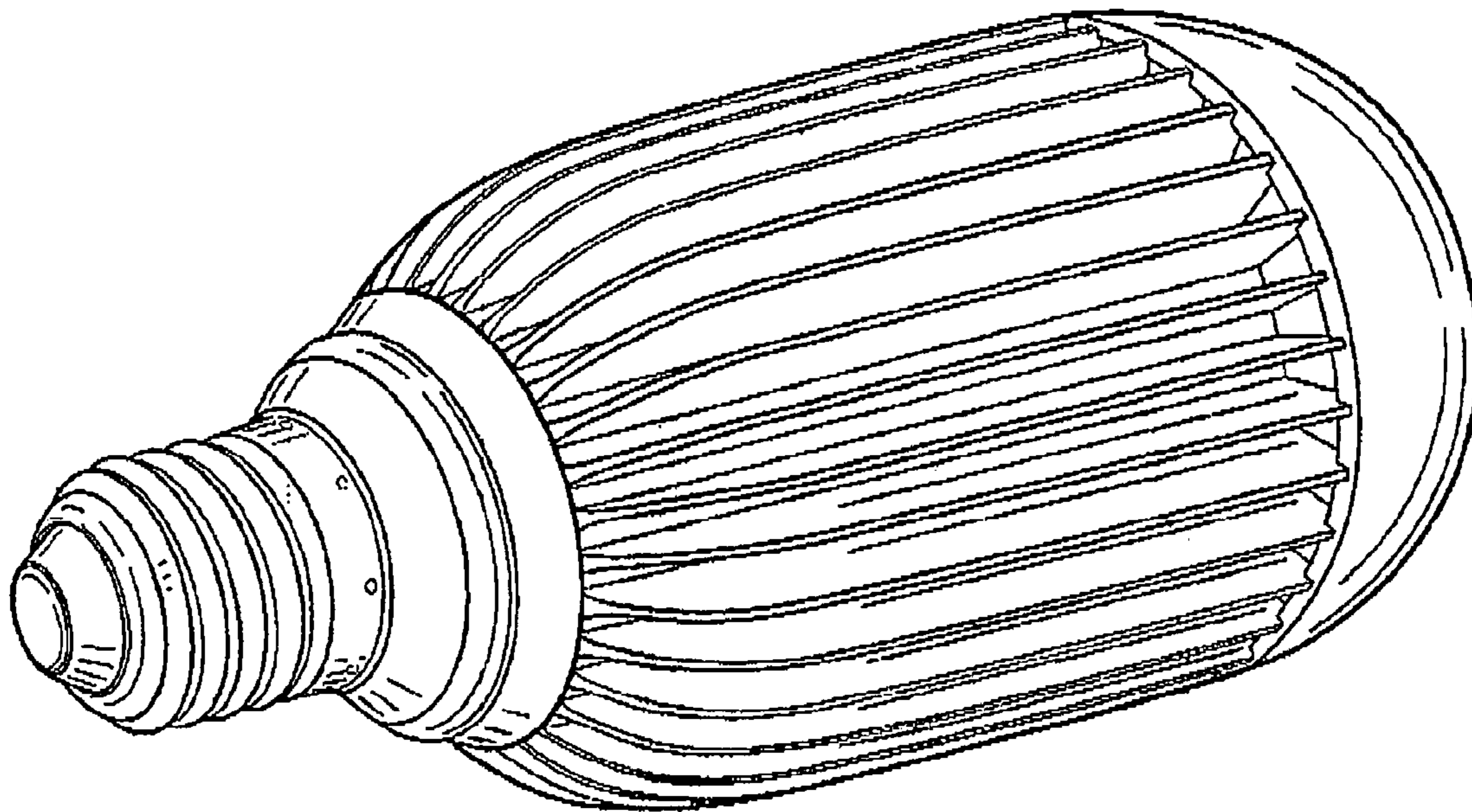


FIG. 1

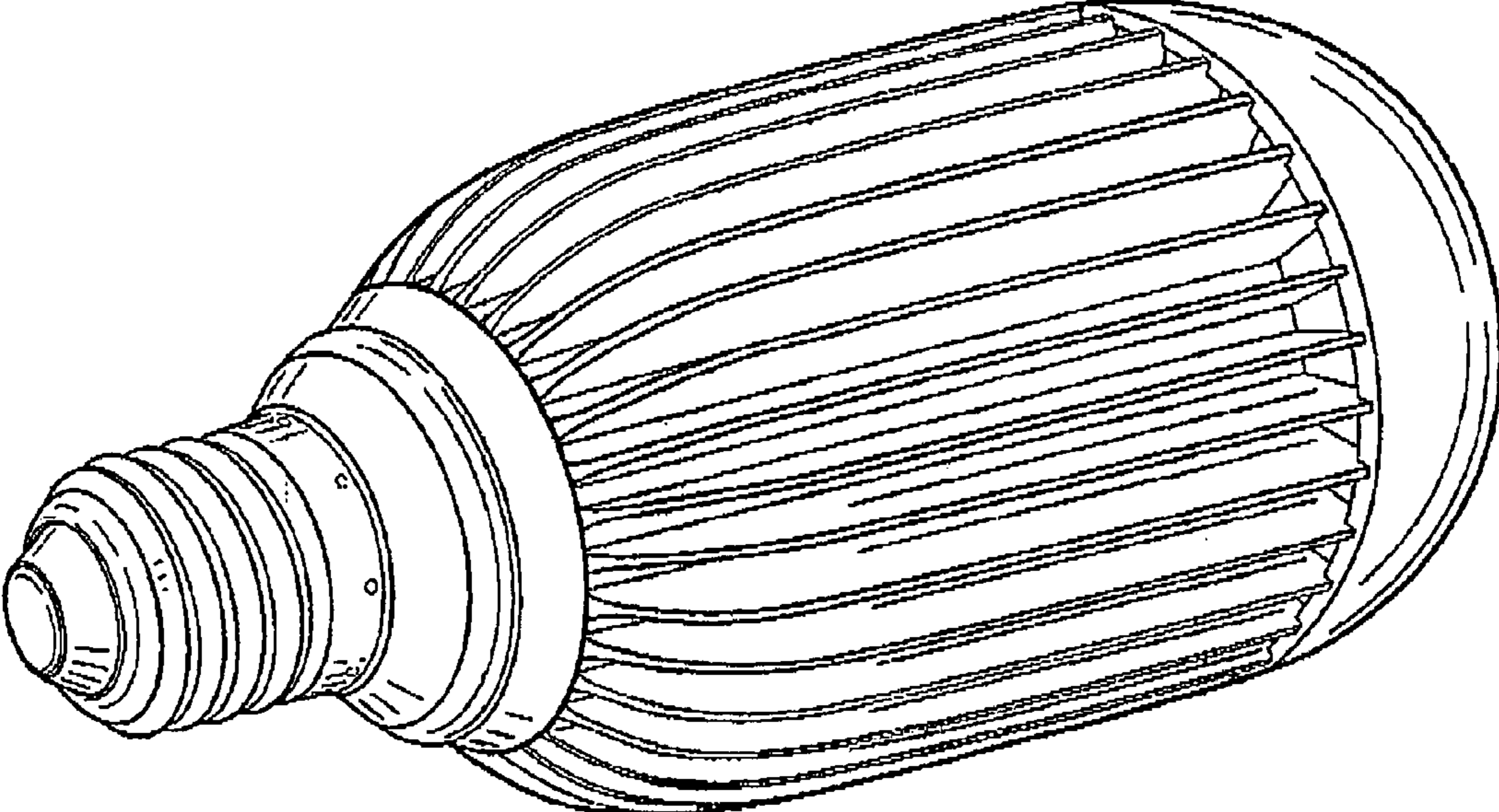
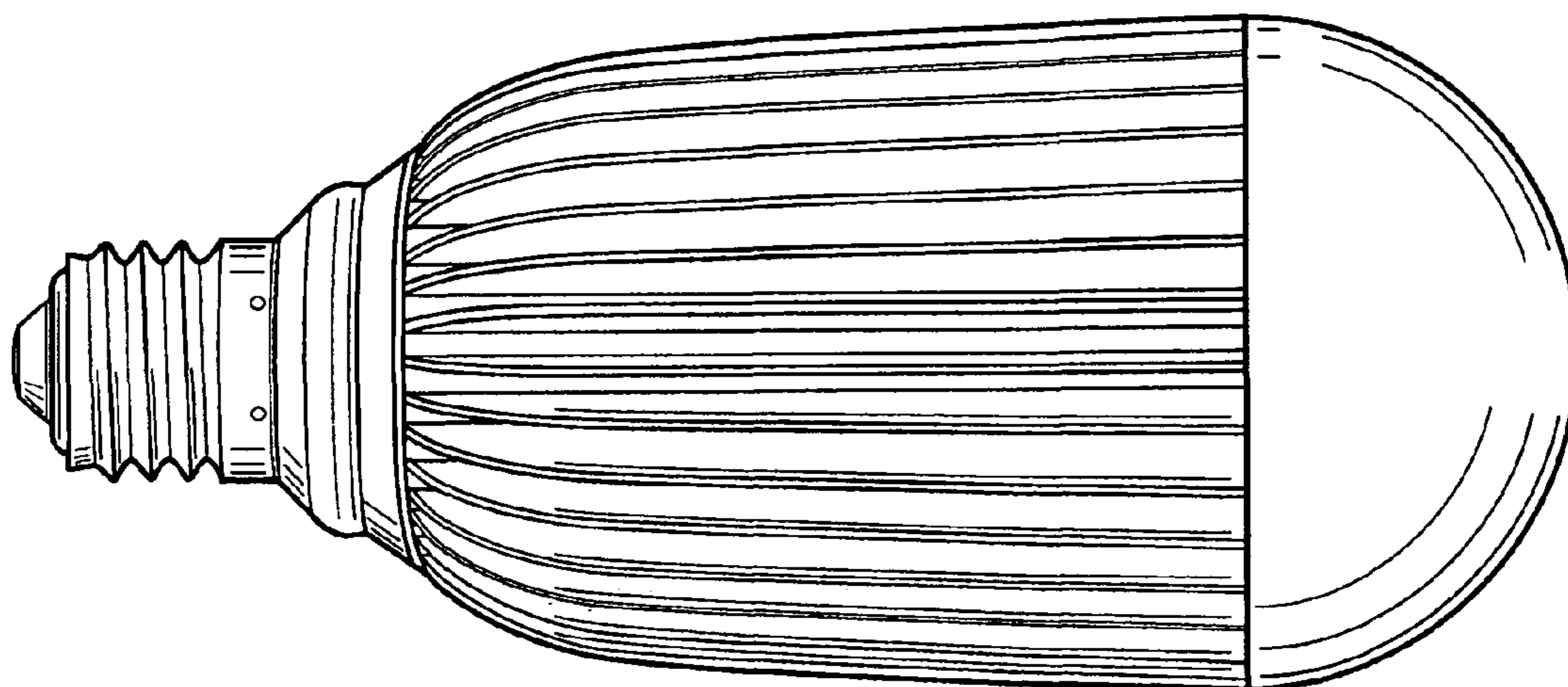
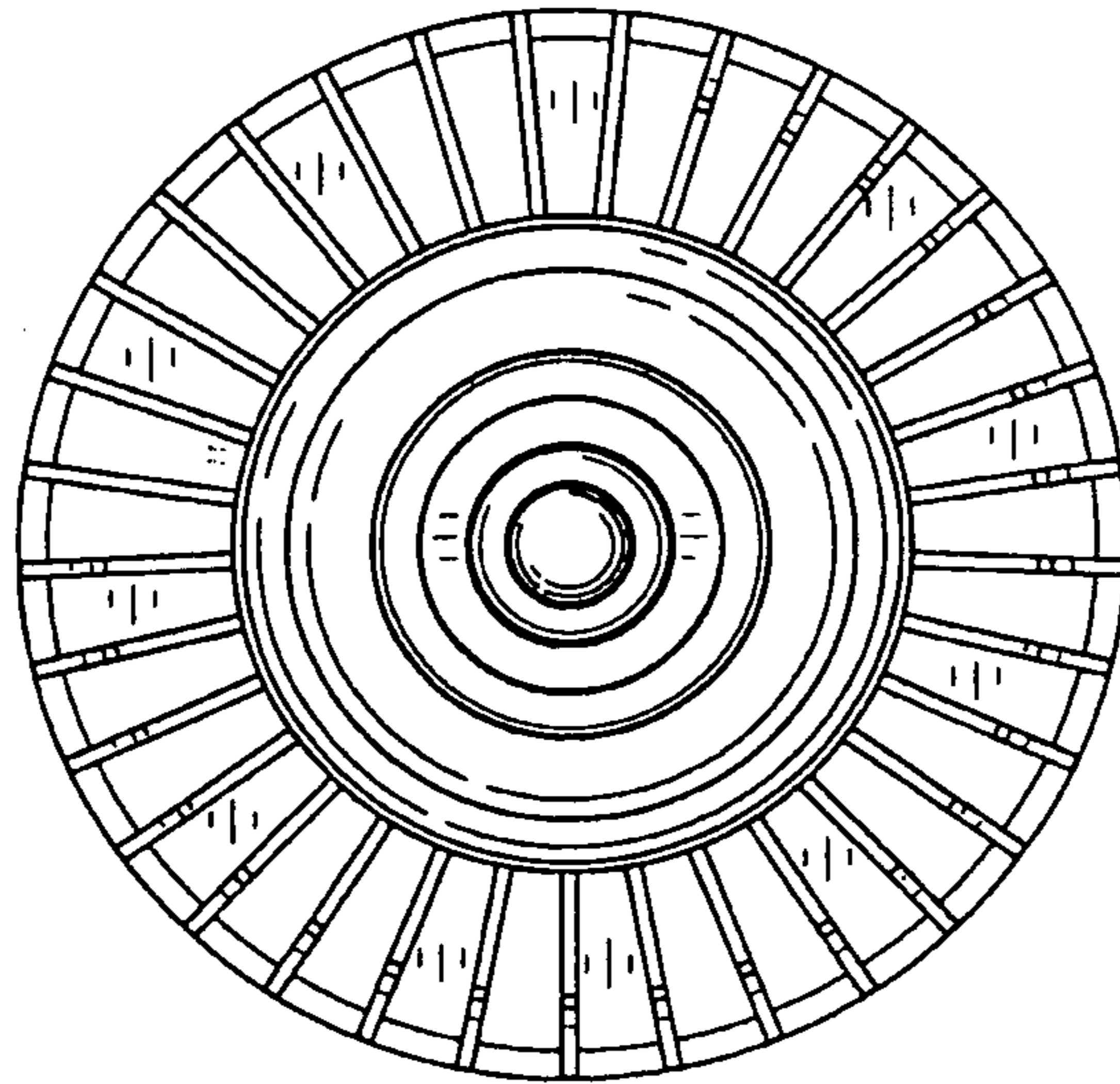


FIG. 2



**FIG. 3**



**FIG. 4**

