



US00D715450S

(12) **United States Design Patent**  
**Bredemeier et al.**

(10) **Patent No.:** **US D715,450 S**

(45) **Date of Patent:** **\*\* Oct. 14, 2014**

(54) **CHILD’S LOLLIPOP TEETHING TOY**

(71) Applicants: **Lori A. Bredemeier**, Clearwater, FL  
(US); **Michael K. Bredemeier**,  
Clearwater, FL (US)

(72) Inventors: **Lori A. Bredemeier**, Clearwater, FL  
(US); **Michael K. Bredemeier**,  
Clearwater, FL (US)

(\*\*) Term: **14 Years**

(21) Appl. No.: **29/452,801**

(22) Filed: **Apr. 22, 2013**

(51) **LOC (10) Cl.** ..... **24-04**

(52) **U.S. Cl.**  
USPC ..... **D24/195**

(58) **Field of Classification Search**  
CPC ..... A61J 17/02  
USPC ..... D24/195, 193, 194, 214; D30/160;  
D1/106, 125, 199; 119/707, 709;  
D21/496, 609, 625, 627, 628; 606/235  
See application file for complete search history.

(56) **References Cited**

**U.S. PATENT DOCUMENTS**

1,587,960	A *	6/1926	Jorgensen	606/235
D85,142	S *	9/1931	Steckler	D24/194
1,826,943	A *	10/1931	Maker	606/235
1,915,614	A *	6/1933	Parker	426/75
D254,860	S *	4/1980	Chase et al.	D21/406
D276,739	S *	12/1984	Paczko	D21/408
5,291,878	A *	3/1994	Lombardo et al.	601/139

D383,585	S *	9/1997	Perez	D1/102
D387,491	S *	12/1997	Hester	D28/68
5,766,223	A *	6/1998	Johnson	606/235
5,782,868	A *	7/1998	Moore et al.	606/235
D512,199	S *	12/2005	Ibanez	D1/129
D650,557	S *	12/2011	Gonzalez	D1/130

**OTHER PUBLICATIONS**

“Fisher-Price Sweet Treats Gift Set.” amazon.com. Web. May 26, 2012.\*

“Teething Toys—Lollipop Sucker Appe-teethers.” amazon.com. Web. Feb. 20, 2014.\*

\* cited by examiner

*Primary Examiner* — Robert M Spear

*Assistant Examiner* — Kendra L Hamilton

(74) *Attorney, Agent, or Firm* — Dinsmore & Shohl LLP

(57) **CLAIM**

The ornamental design for a child’s lollipop teething toy, as shown and described.

**DESCRIPTION**

FIG. 1 is a perspective view of a child’s lollipop teething toy illustrating our new design;

FIG. 2 is a top plan view thereof;

FIG. 3 is a front view thereof;


FIG. 4 is a back view thereof;

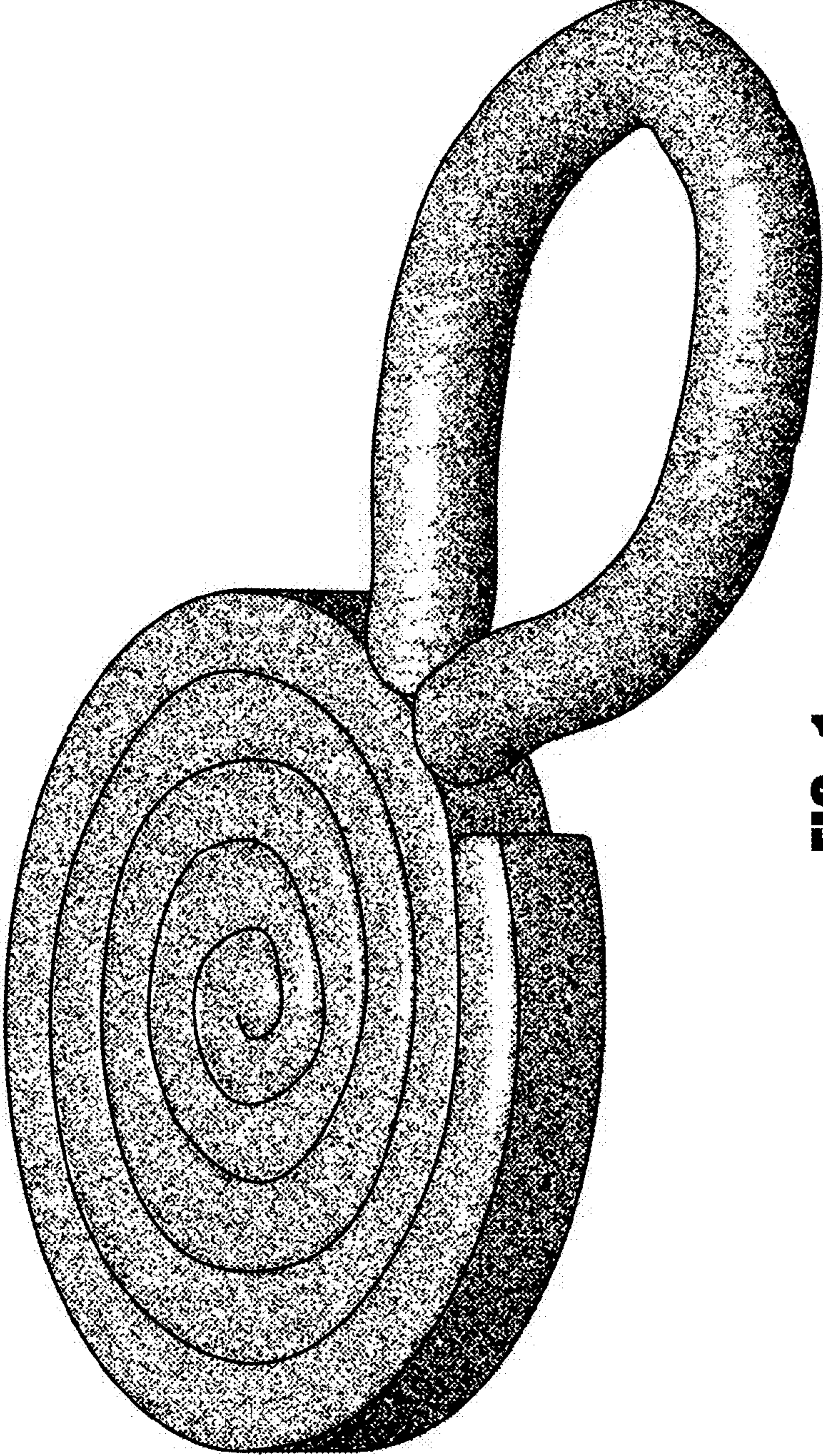
FIG. 5 is a bottom plan view thereof;

FIG. 6 is a right side view thereof; and,


FIG. 7 is a left side view thereof.

**1 Claim, 4 Drawing Sheets**






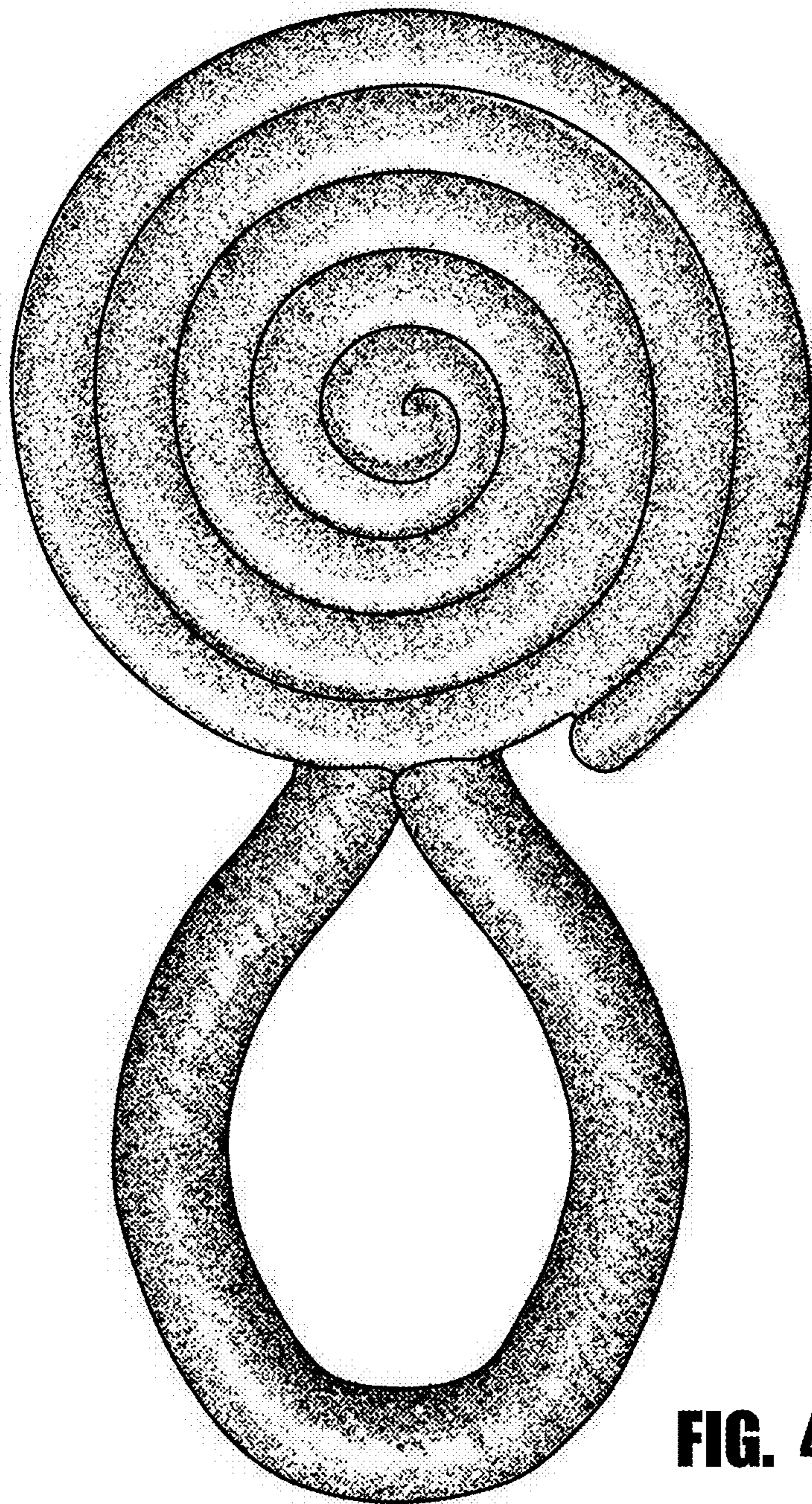
**FIG. 1**




**FIG. 2**




**FIG. 3**




**FIG. 4**



**FIG. 5**



**FIG. 6**



**FIG. 7**