



US00D715438S

(12) **United States Design Patent**
Hiro

(10) **Patent No.:** **US D715,438 S**

(45) **Date of Patent:** **** Oct. 14, 2014**

(54) **DENTAL PLIER**

(71) Applicant: **Toshiaki Hiro**, Nagano (JP)

(72) Inventor: **Toshiaki Hiro**, Nagano (JP)

(**) Term: **14 Years**

(21) Appl. No.: **29/453,703**

(22) Filed: **May 1, 2013**

(30) **Foreign Application Priority Data**

Nov. 5, 2012 (JP) 2012-026890

(51) **LOC (10) Cl.** **24-02**

(52) **U.S. Cl.**
USPC **D24/153**

(58) **Field of Classification Search**
USPC D24/152-154, 176, 143, 146, 148;
D8/52, 54-56; 433/4, 159-160, 215;
81/416, 426

See application file for complete search history.

(56) **References Cited**

U.S. PATENT DOCUMENTS

340,896	A *	4/1886	Starr	81/426
1,299,103	A *	4/1919	Angle	433/4
2,959,858	A *	11/1960	Drake	433/4
2,985,962	A *	5/1961	Shiner	433/4
3,755,902	A *	9/1973	Northcutt	433/4
7,722,353	B2 *	5/2010	Graham	433/4
2005/0014105	A1 *	1/2005	Abolfathi et al.	433/4
2011/0143299	A1 *	6/2011	Foerster	433/4
2013/0040259	A1 *	2/2013	Goodman	433/4
2013/0273489	A1 *	10/2013	De Menezes et al.	433/4

* cited by examiner

Primary Examiner — Wan Laymon

(57) **CLAIM**
The ornamental design for a dental plier, as shown.

DESCRIPTION

FIG. 1 is a front elevational view of a dental plier showing my new design;
FIG. 2 is a rear elevational view thereof;
FIG. 3 is a left side elevational view thereof;
FIG. 4 is a right side elevational view thereof;
FIG. 5 is a top plan view thereof; and
FIG. 6 is a bottom plan view thereof; and
FIG. 7 is a reference view thereof in an open position.

1 Claim, 6 Drawing Sheets

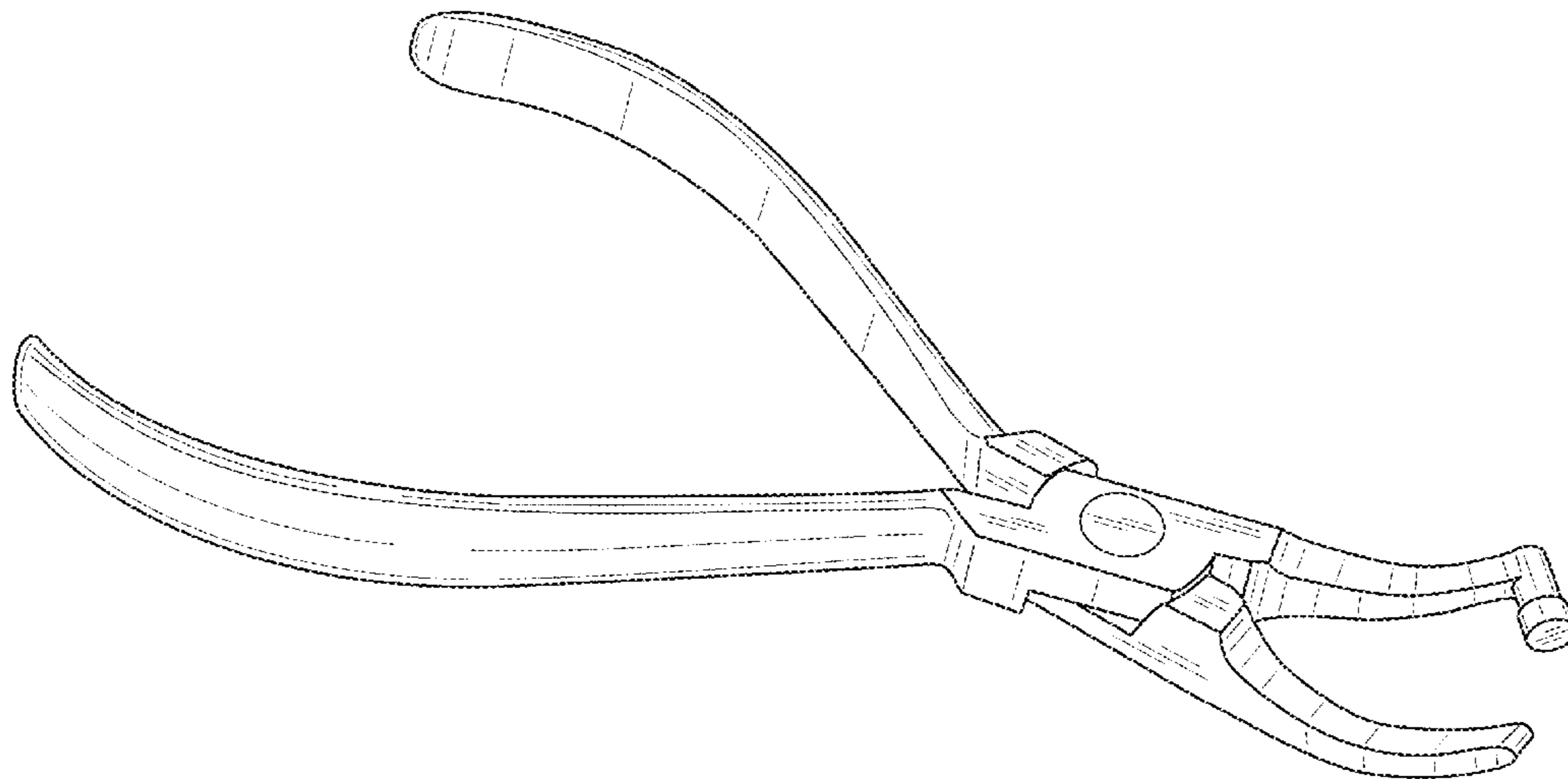


FIG. 1

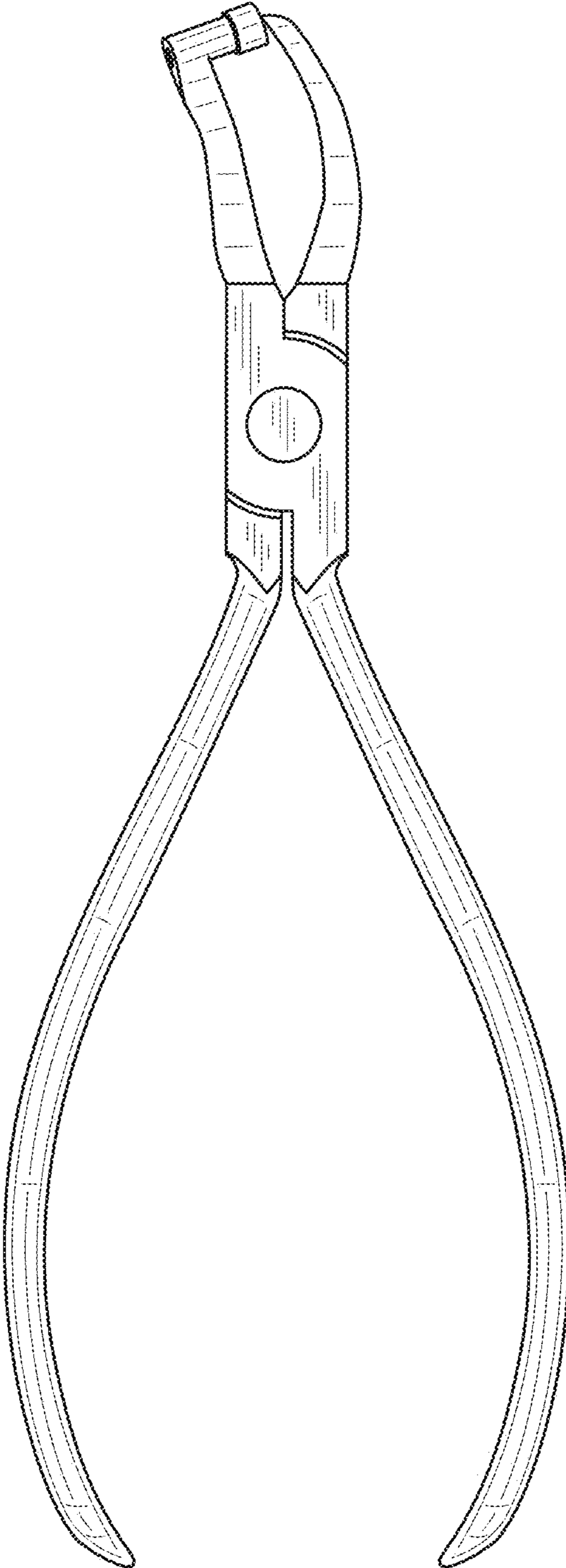


FIG.2

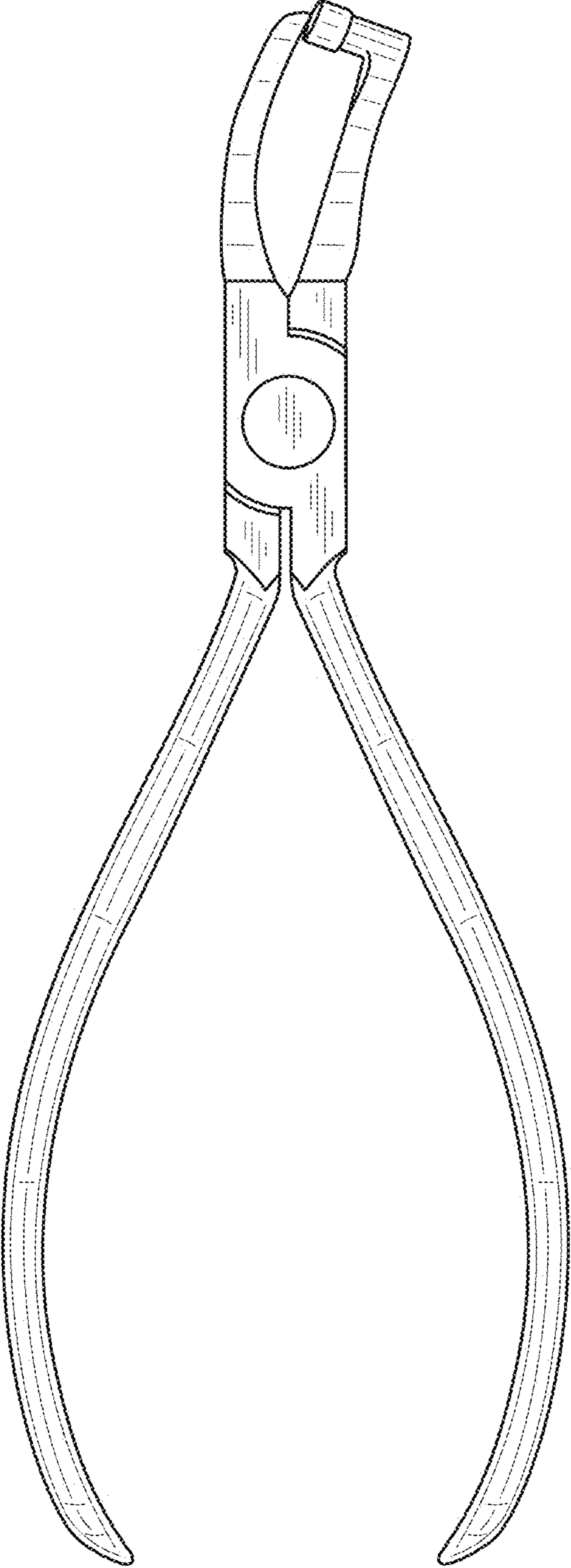


FIG.3

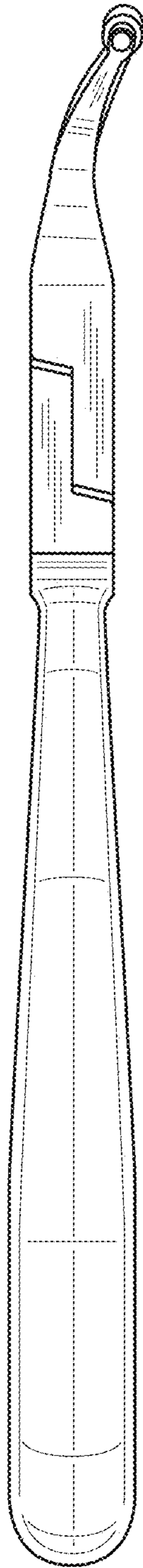


FIG.4

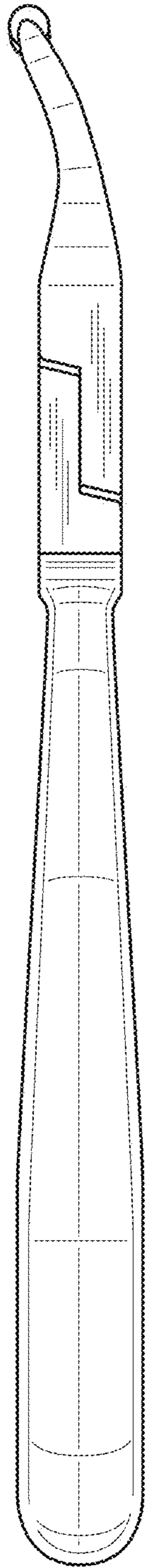


FIG.5

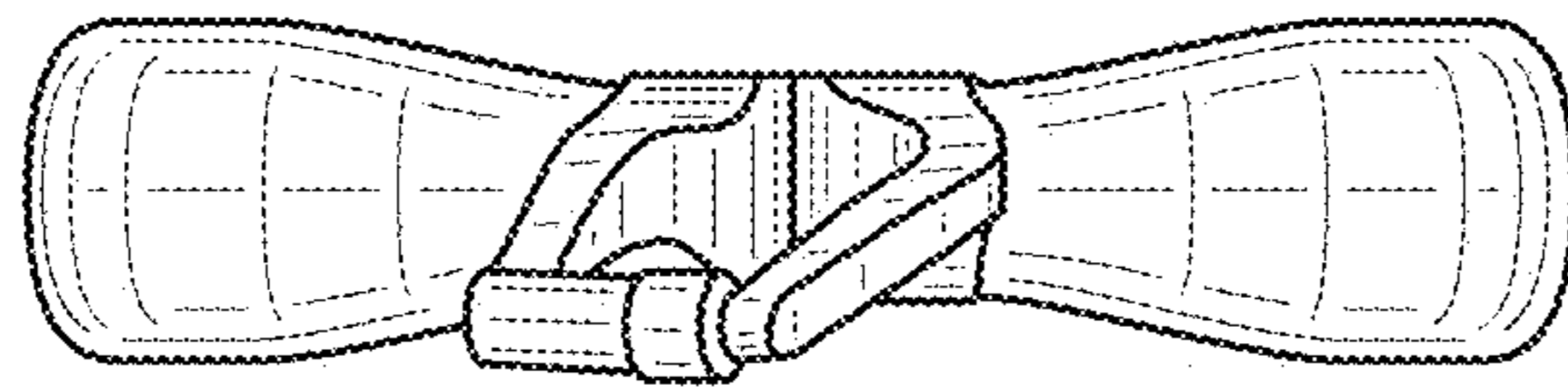


FIG.6

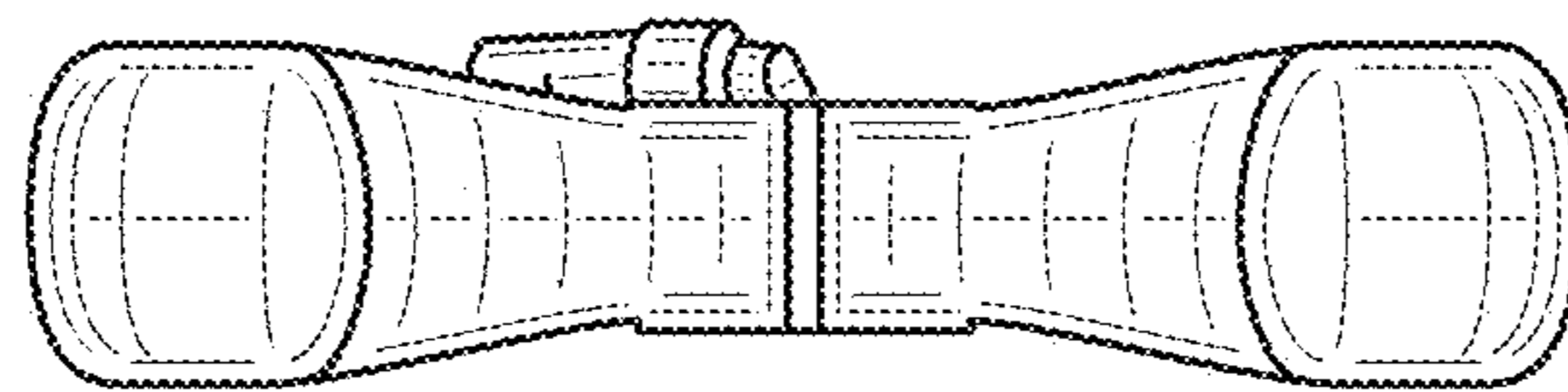


FIG.7

