



US00D715430S

(12) **United States Design Patent**  
**Yu et al.**

(10) **Patent No.:** **US D715,430 S**  
(45) **Date of Patent:** **\*\* Oct. 14, 2014**

(54) **CONTROL HANDLE FOR A MEDICAL DEVICE**  
(75) Inventors: **Alex Yu**, Minneapolis, MN (US);  
**Stephen W. Evans**, Plymouth, MN (US)  
(73) Assignee: **St. Jude Medical, Atrial Fibrillation Division, Inc.**, St. Paul, MN (US)  
(\*\*) Term: **14 Years**

(21) Appl. No.: **29/424,447**  
(22) Filed: **Jun. 12, 2012**

**Related U.S. Application Data**

(63) Continuation-in-part of application No. 29/420,271, filed on May 7, 2012.

(51) **LOC (10) Cl.** ..... **24-02**  
(52) **U.S. Cl.**  
USPC ..... **D24/130**  
(58) **Field of Classification Search**  
USPC ..... D24/127-128, 130, 112, 189, 4, 140,  
D24/135, 133; 600/391-392; 604/179-180,  
604/187, 227; 128/DIG. 26, 206.14, 206.18,  
128/206.28, 207.13, 207.15; 602/58-59;  
606/191-199; D29/108; D28/4  
See application file for complete search history.

(56) **References Cited**  
U.S. PATENT DOCUMENTS  
D351,652 S \* 10/1994 Thompson et al. .... D24/138  
7,606,609 B2 \* 10/2009 Muranushi et al. .... 600/374  
D612,044 S \* 3/2010 Scheibe ..... D24/130  
D655,406 S \* 3/2012 Ma et al. .... D24/112

**OTHER PUBLICATIONS**  
Therapy 4mm, Bi-directional Catheter Deflection, Ordering Information and Accessories, St. Jude Medical, pp. 1-2 (2010).  
Safire BLU Duo Bi-directional Ablation Catheter Irrigated 4mm Tip Thermocouple Quadripolar, St. Jude Medical, pp. 169 (2010).

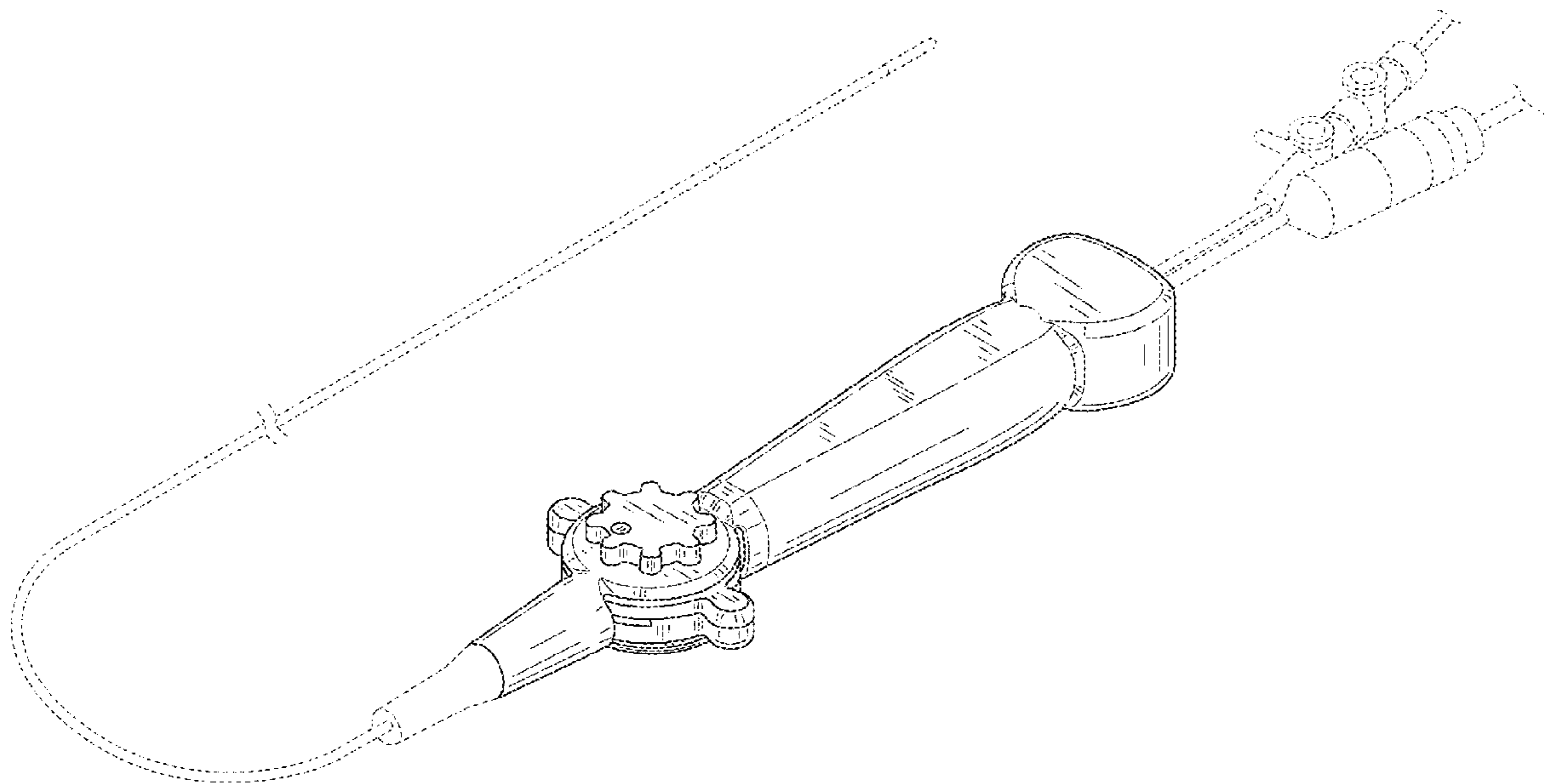
\* cited by examiner  
*Primary Examiner* — Robert Delehanty  
(74) *Attorney, Agent, or Firm* — Dykema Gossett PLLC

(57) **CLAIM**  
The ornamental design for a control handle for a medical device, as shown and described.

**DESCRIPTION**

FIG. 1 is a perspective view of an embodiment of a control handle for a medical device showing a new design;  
FIG. 2 is a front view thereof;  
FIG. 3 is a back view thereof;  
FIG. 4 is a right view thereof;  
FIG. 5 is a left view thereof;  
FIG. 6 is a top side view thereof; and,  
FIG. 7 is a bottom side view thereof.  
The broken lines are for purposes of illustration only and form no part of the claimed design.

**1 Claim, 6 Drawing Sheets**



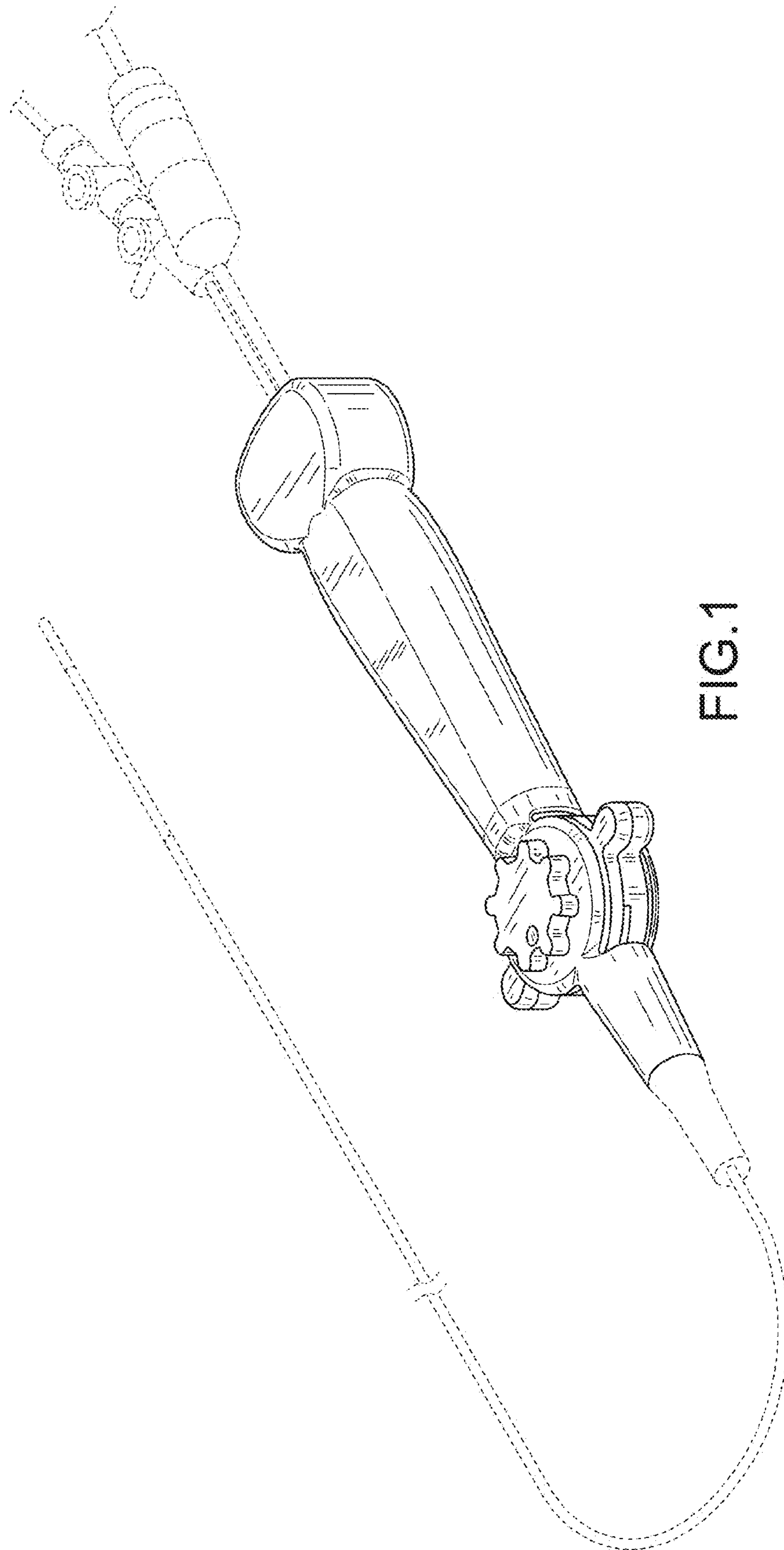


FIG. 1

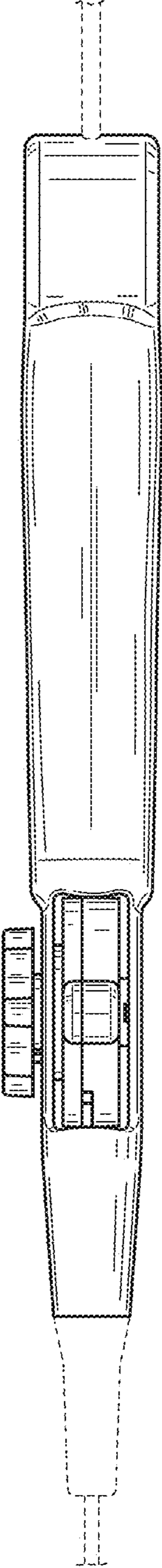


FIG.2

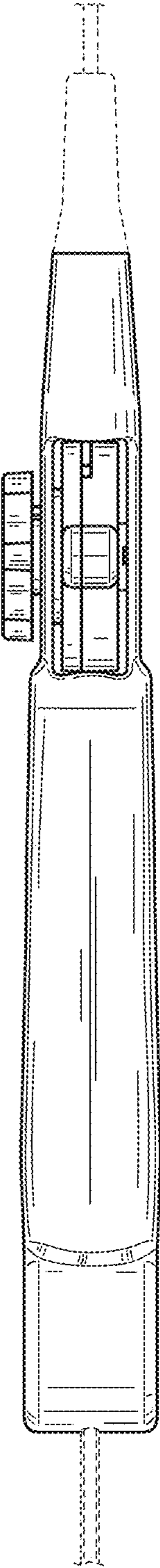


FIG. 3

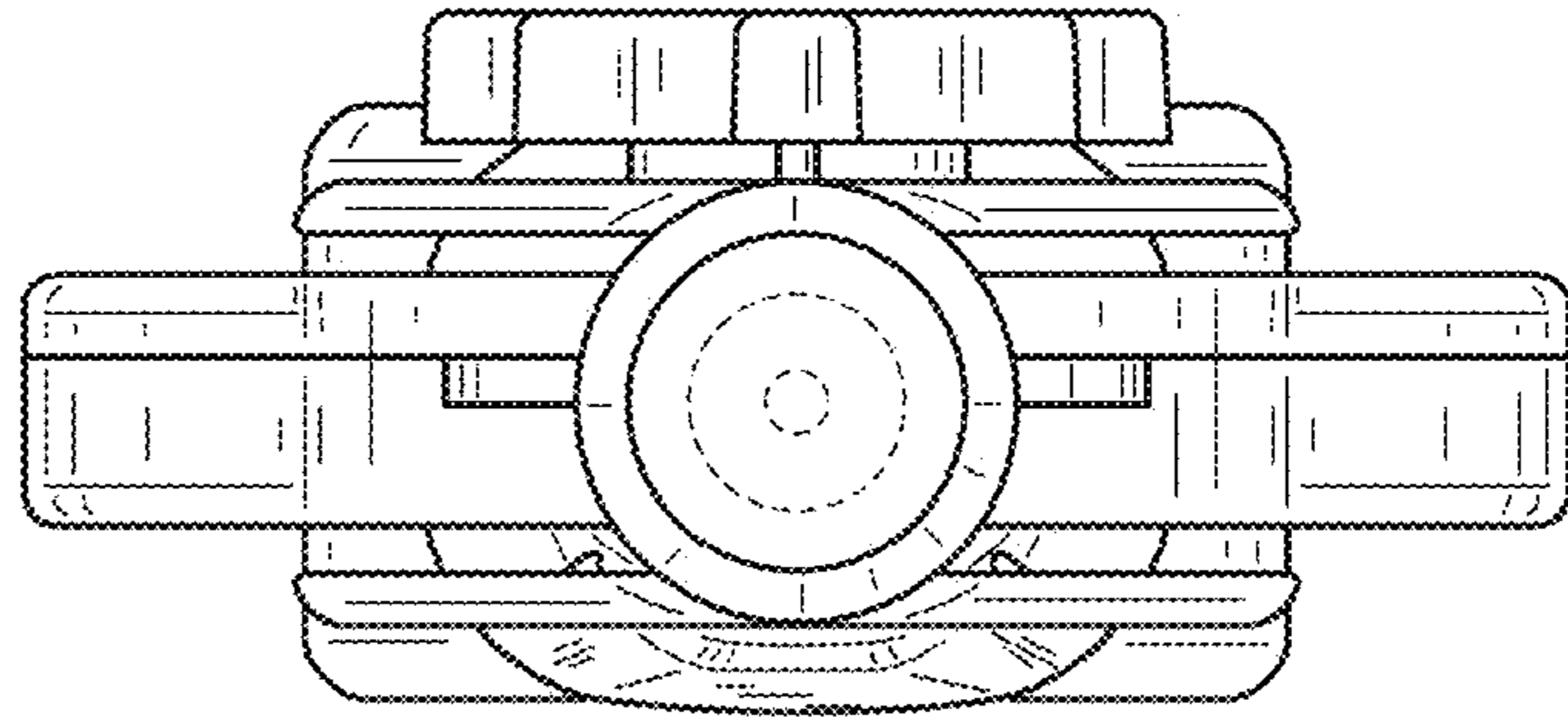


FIG.4

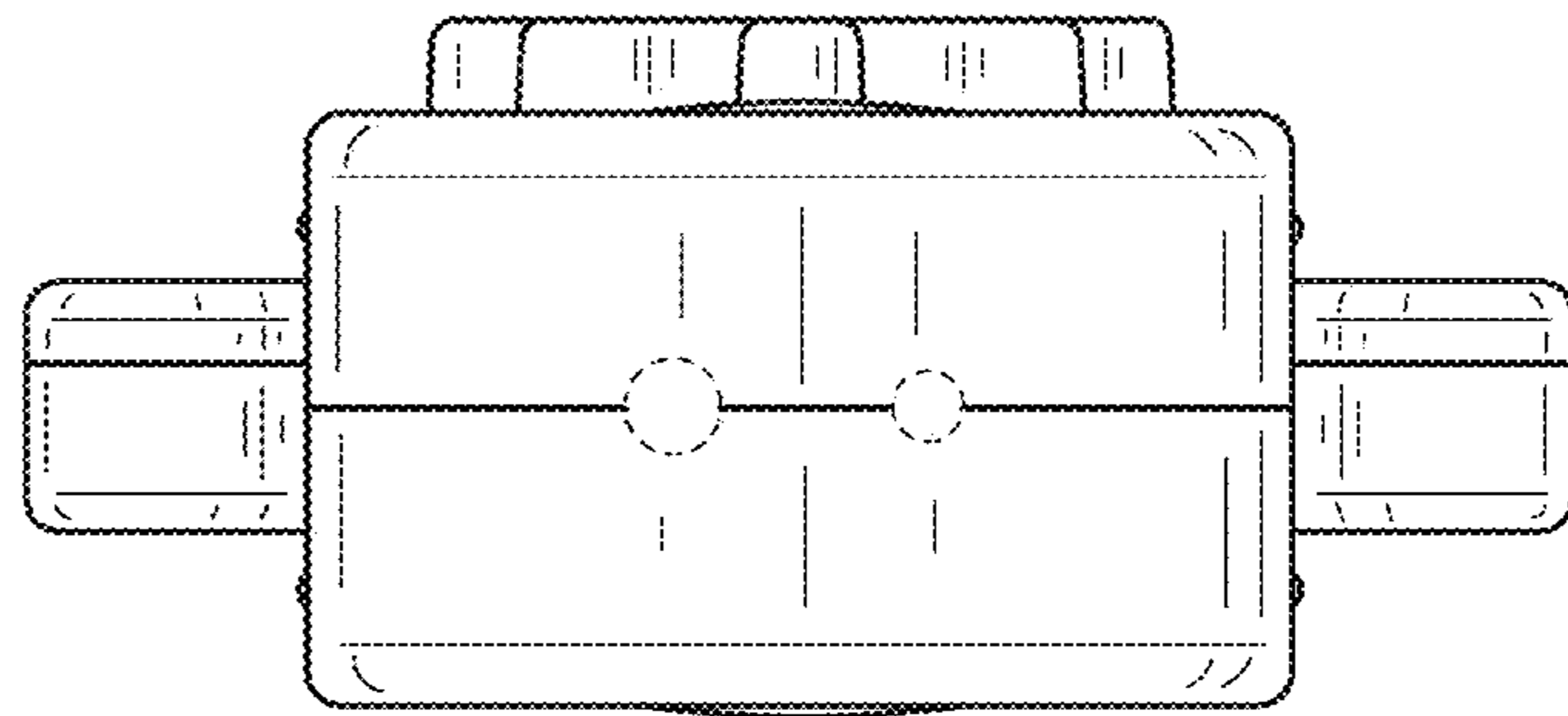


FIG.5

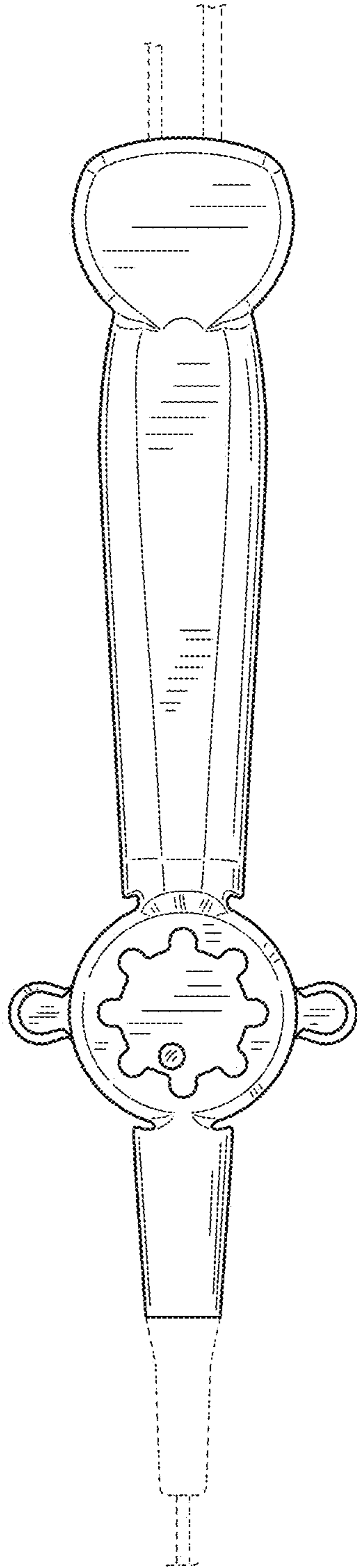


FIG. 6

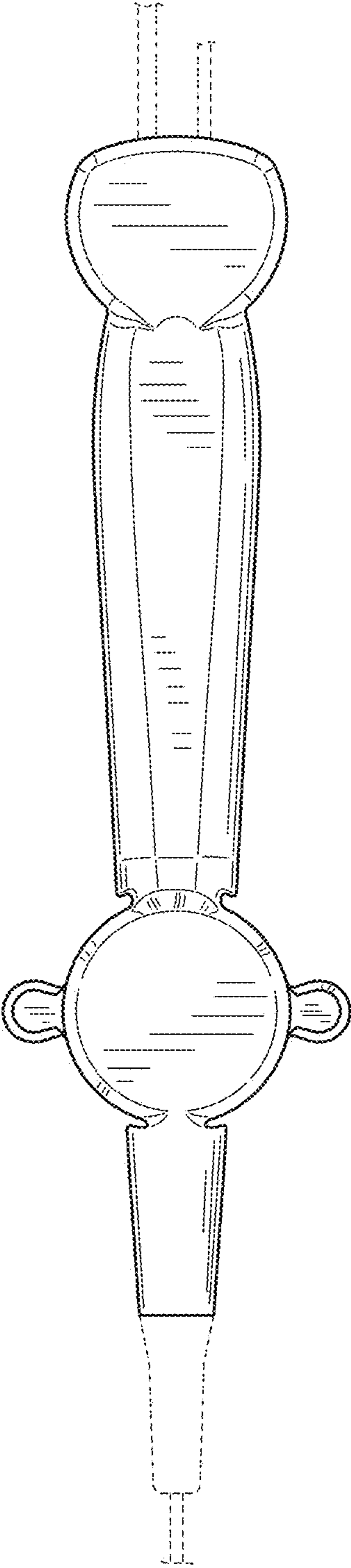


FIG. 7