



US00D715424S

(12) **United States Design Patent**
Drinkwater

(10) **Patent No.:** **US D715,424 S**

(45) **Date of Patent:** **** Oct. 14, 2014**

(54) **MOISTURE ABSORBING PAD**

(76) Inventor: **Marie Ferrante Drinkwater**, Chicago, IL (US)

(**) Term: **14 Years**

(21) Appl. No.: **29/431,135**

(22) Filed: **Sep. 4, 2012**

(51) **LOC (10) Cl.** **24-04**

(52) **U.S. Cl.**
USPC **D24/124**

(58) **Field of Classification Search**
USPC D24/124–125; D2/853, 856, 860, 706;
2/46, 53–55, 122, 267, 268;
450/54–57; 604/358, 385.07
See application file for complete search history.

(56) **References Cited**

U.S. PATENT DOCUMENTS

4,748,976	A *	6/1988	Cali	604/289
4,919,667	A *	4/1990	Richmond	623/14.12
D432,233	S *	10/2000	Stasi et al.	D24/124
D484,985	S *	1/2004	Takizawa et al.	D24/206
D511,573	S *	11/2005	Mueller et al.	D24/189
D594,116	S *	6/2009	Bishop, Jr.	D24/124
D597,364	S *	8/2009	Lindgren	D6/601

D694,880	S *	12/2013	Haven	D24/124
2010/0010538	A1 *	1/2010	Juravic et al.	606/228
2012/0167899	A1 *	7/2012	Dorsey	128/894

* cited by examiner

Primary Examiner — Michael A Pratt

Assistant Examiner — Michelle E Wilson

(74) *Attorney, Agent, or Firm* — QuickPatents; Kevin Prince

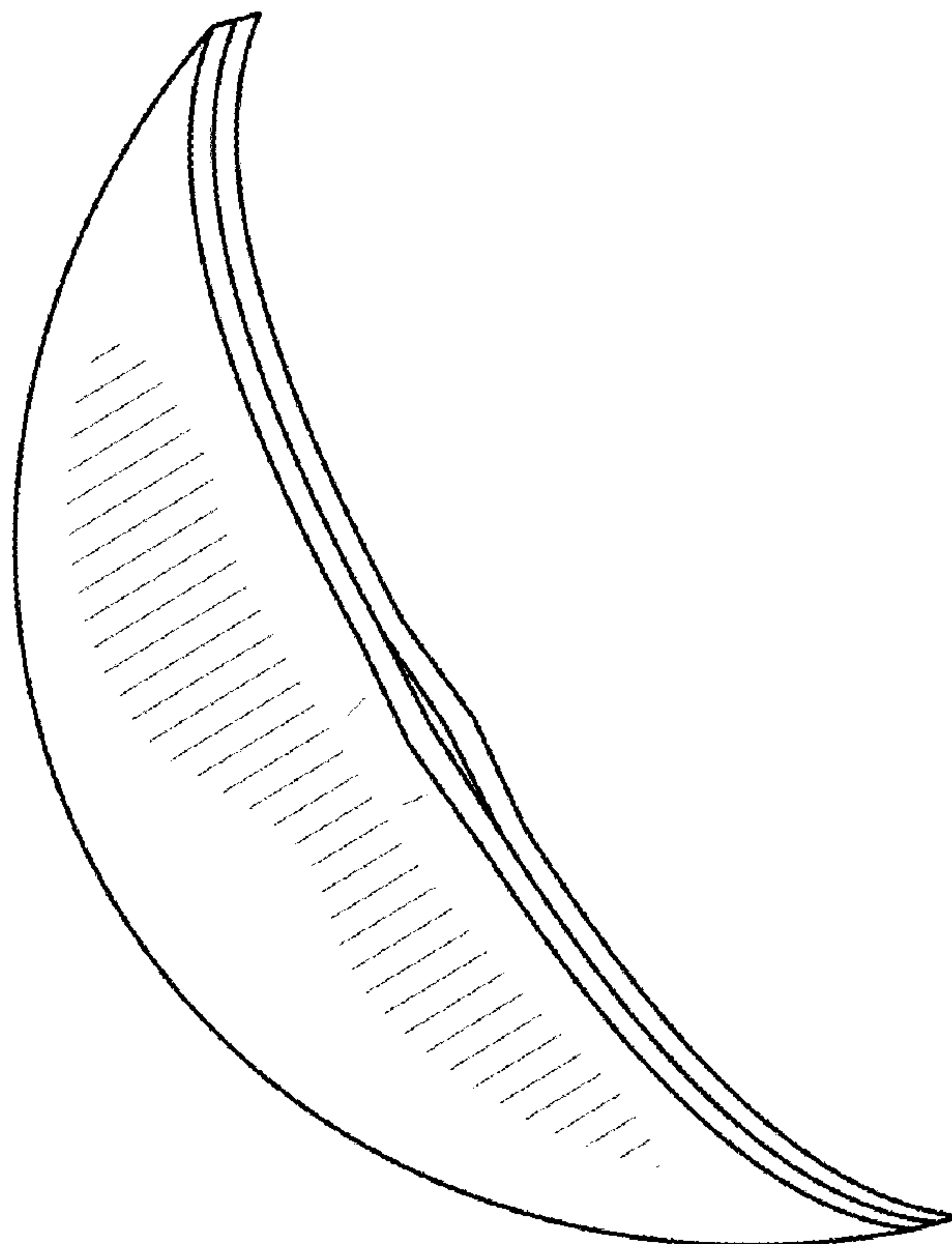
(57) **CLAIM**

I claim the ornamental design for a moisture absorbing pad, as shown and described.

DESCRIPTION

FIG. 1 is a perspective view of a moisture absorbing pad, showing my new design with an aperture thereof in a slightly open position;
FIG. 2 is a front elevational view of FIG. 1, the rear elevational view being a mirror image thereof;
FIG. 3 is a left-side elevational view of FIG. 1, the right-side elevational view being a mirror image thereof;
FIG. 4 is a top plan view of FIG. 1;
FIG. 5 is a bottom plan view of FIG. 1; and,
FIG. 6 is an exploded perspective view thereof.

1 Claim, 2 Drawing Sheets



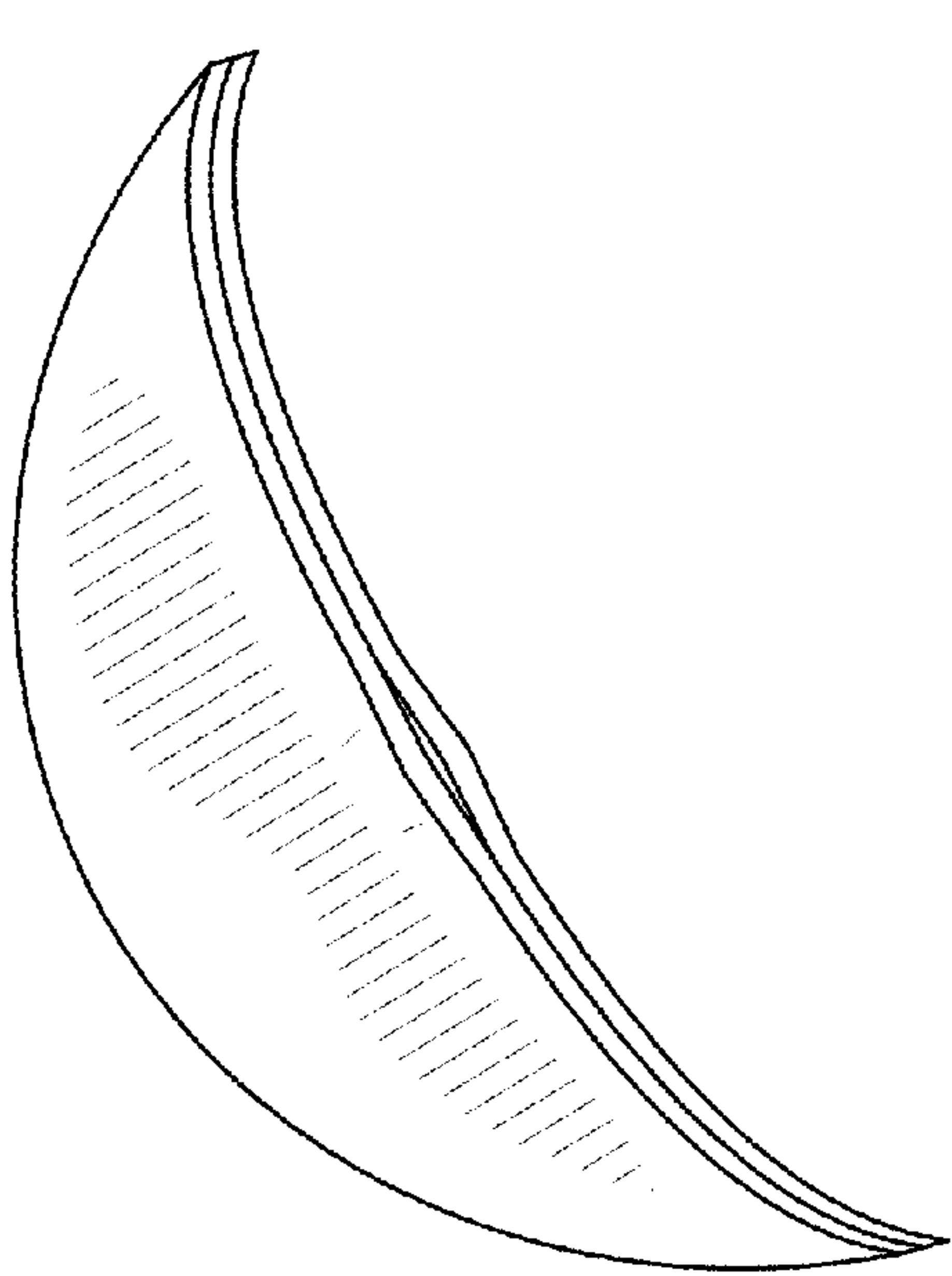


FIG. 1

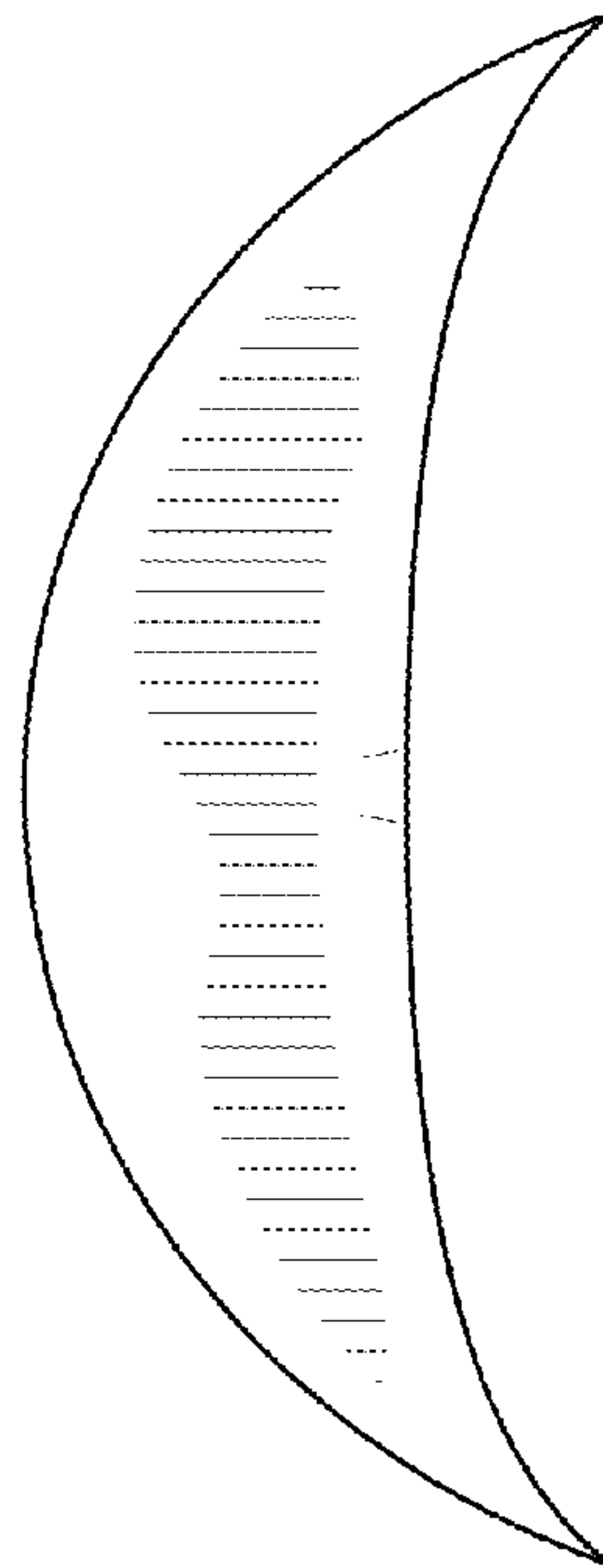


FIG. 2



FIG. 3




FIG. 4




FIG. 5

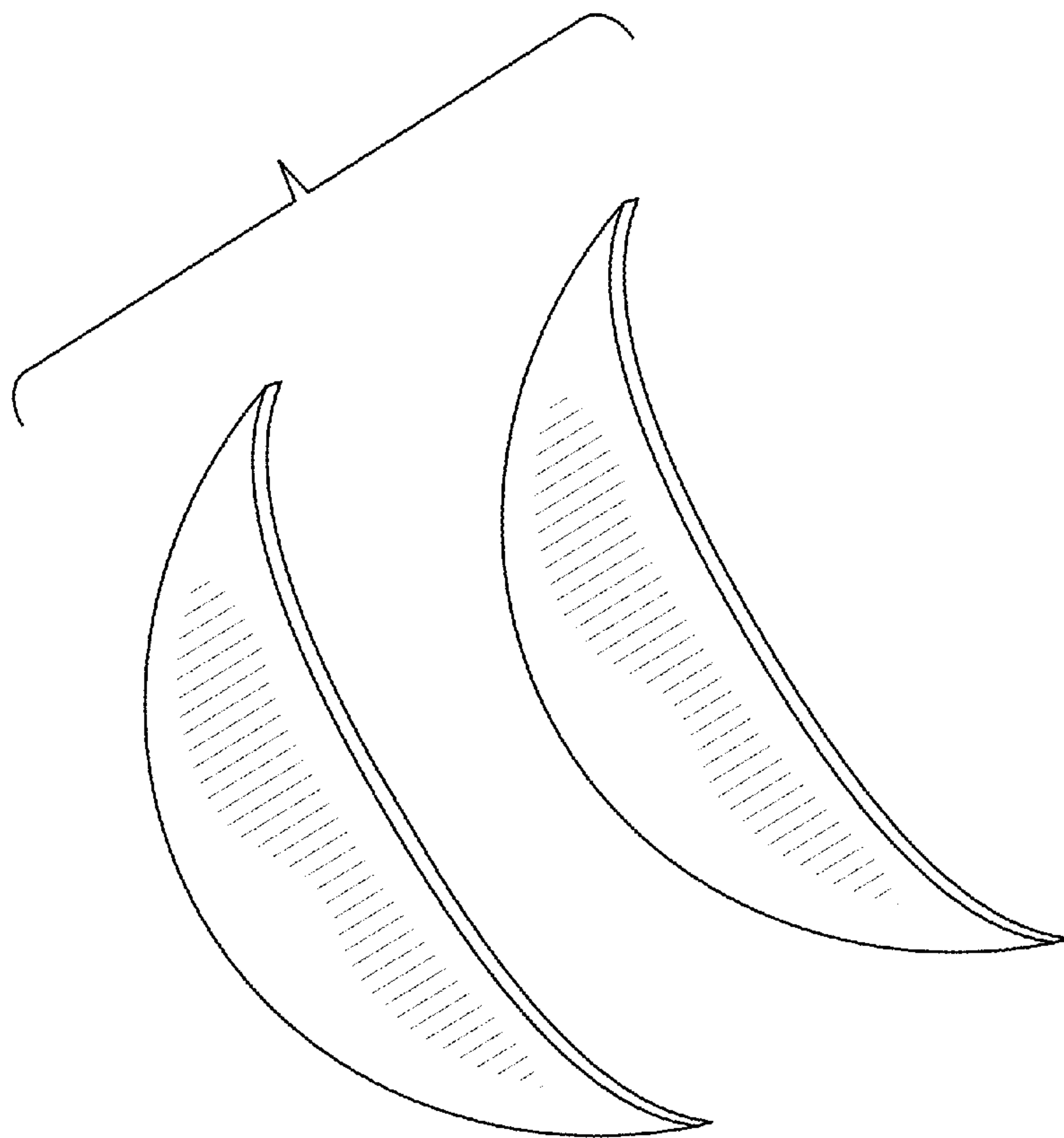


FIG. 6