



US00D715373S

(12) **United States Design Patent**
Thompson et al.

(10) **Patent No.:** **US D715,373 S**
(45) **Date of Patent:** **** Oct. 14, 2014**

- (54) **BALLOON HOLDER**
- (71) Applicant: **3M Innovative Properties Company**,
St. Paul, MN (US)
- (72) Inventors: **Craig D. Thompson**, Inver Grove
Heights, MN (US); **Angela L. Pan**,
Woodbury, MN (US)
- (73) Assignee: **3M Innovative Properties Company**,
St. Paul, MN (US)
- (**) Term: **14 Years**
- (21) Appl. No.: **29/475,498**
- (22) Filed: **Dec. 3, 2013**
- (51) **LOC (10) Cl.** **21-01**
- (52) **U.S. Cl.**
USPC **D21/453**
- (58) **Field of Classification Search**
CPC A63H 27/10; A63H 2027/10; A63H
2027/105; A63H 2027/1008; A63H
2027/1041; A47F 7/0021; A47F 7/0028;
A47G 7/07; G09F 2017/0066
USPC D21/436, 439, 440, 453, 454; D11/147,
D11/166, 181, 182; D8/373, 382; D19/75,
D19/77, 79, 84, 85; 24/30.5 R, 30.5 S;
29/243.56; 40/124.01; 446/219–224;
248/176.1, 346.01, 362, 512, 513, 519,
248/205.3, 205.4, 526, 538, 683; D26/10;
211/13.1, 113, 69, 69.1, 70; 116/173;
289/17
See application file for complete search history.

3,178,138	A *	4/1965	Hessdoerfer et al.	248/539
4,783,886	A *	11/1988	Koppe	24/30.5 S
D301,906	S *	6/1989	Coolen	D21/710
4,879,823	A *	11/1989	Collins	40/124.01
4,936,532	A *	6/1990	Williams	248/205.3
4,989,906	A *	2/1991	Peverley	289/17
5,024,011	A *	6/1991	Collins	40/124.01
5,039,142	A *	8/1991	Muma	289/17
5,311,646	A *	5/1994	Eischen, Sr.	24/30.5 S
5,666,709	A *	9/1997	Suzuki	29/243.56
5,799,377	A *	9/1998	Carroll et al.	24/30.5 R
6,082,785	A *	7/2000	Morgan et al.	289/17
6,394,873	B1 *	5/2002	Bernard	446/220
6,458,007	B1 *	10/2002	Verner et al.	446/220
D542,360	S *	5/2007	Murray	D21/453
8,141,326	B2 *	3/2012	Wang	53/284.7
2004/0198146	A1 *	10/2004	Murray et al.	446/220

* cited by examiner

Primary Examiner — Martie K Holtje
(74) *Attorney, Agent, or Firm* — Irina Hass

(56) **References Cited**

U.S. PATENT DOCUMENTS

2,396,906	A *	3/1946	Windson	446/222
D146,986	S *	6/1947	Purcell	D26/10

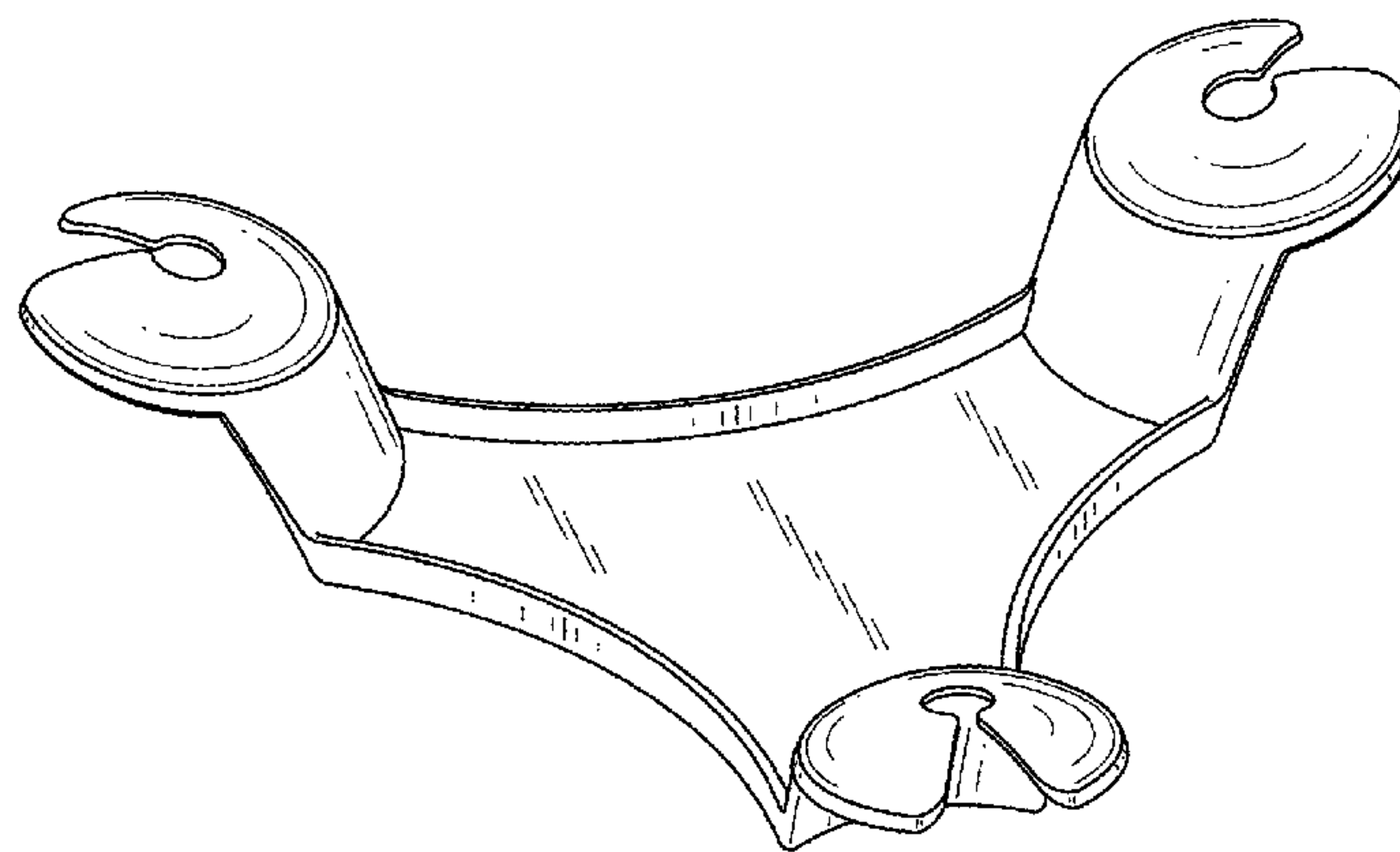
(57) **CLAIM**

The ornamental design for a balloon holder, as shown and described.

DESCRIPTION

FIG. 1 is a perspective view of a balloon holder showing the new design;
FIG. 2 is a top view thereof;
FIG. 3 is a front view thereof;
FIG. 4 is a rear view thereof;
FIG. 5 is a right side view thereof, a left side view being a mirror image thereof; and,
FIG. 6 is a bottom view thereof.
The portions of the balloon holder in FIGS. 3, 4, 5, and 6 shown in broken lines are included to show features that form no part of the claimed design.

1 Claim, 3 Drawing Sheets



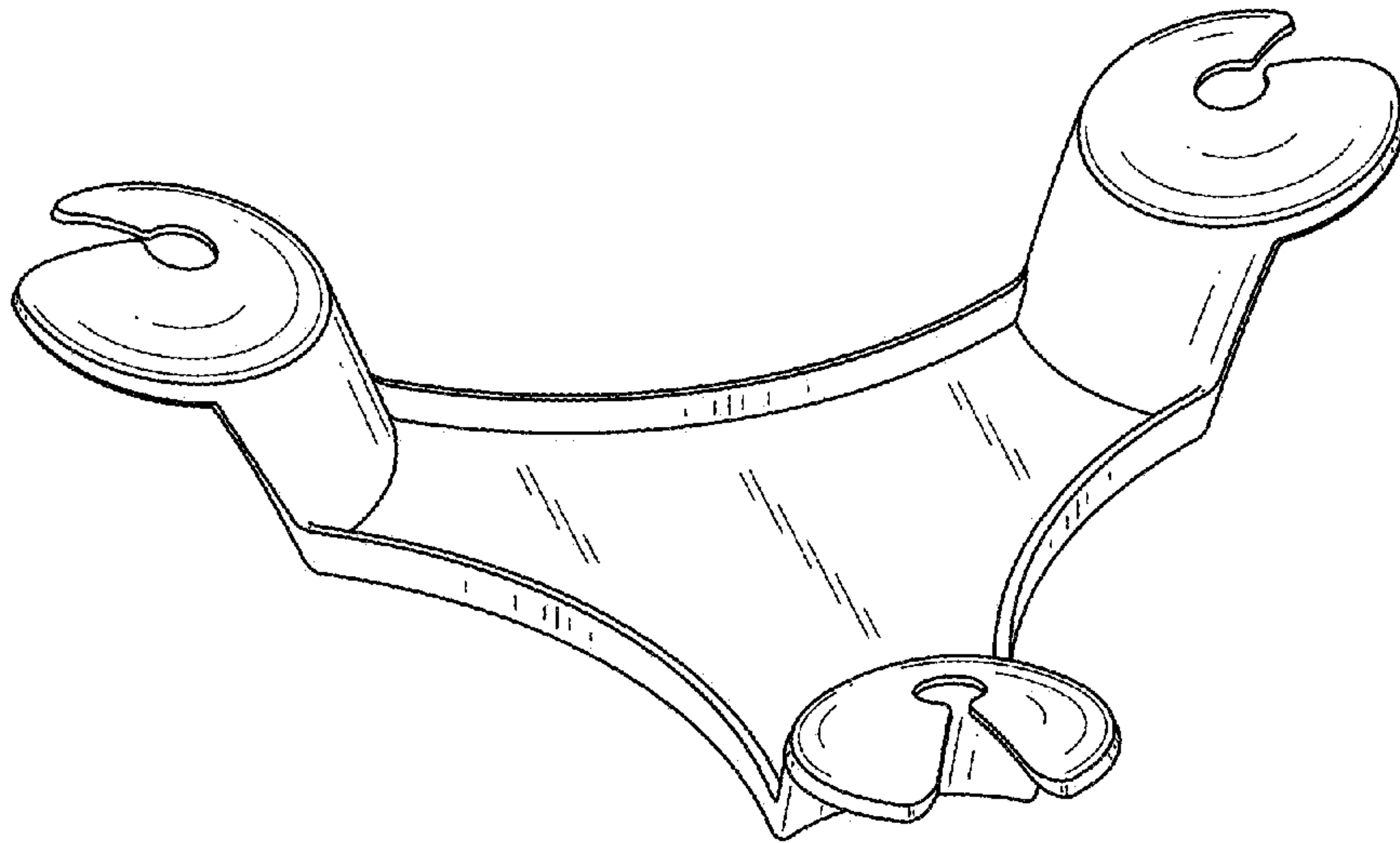


FIG. 1

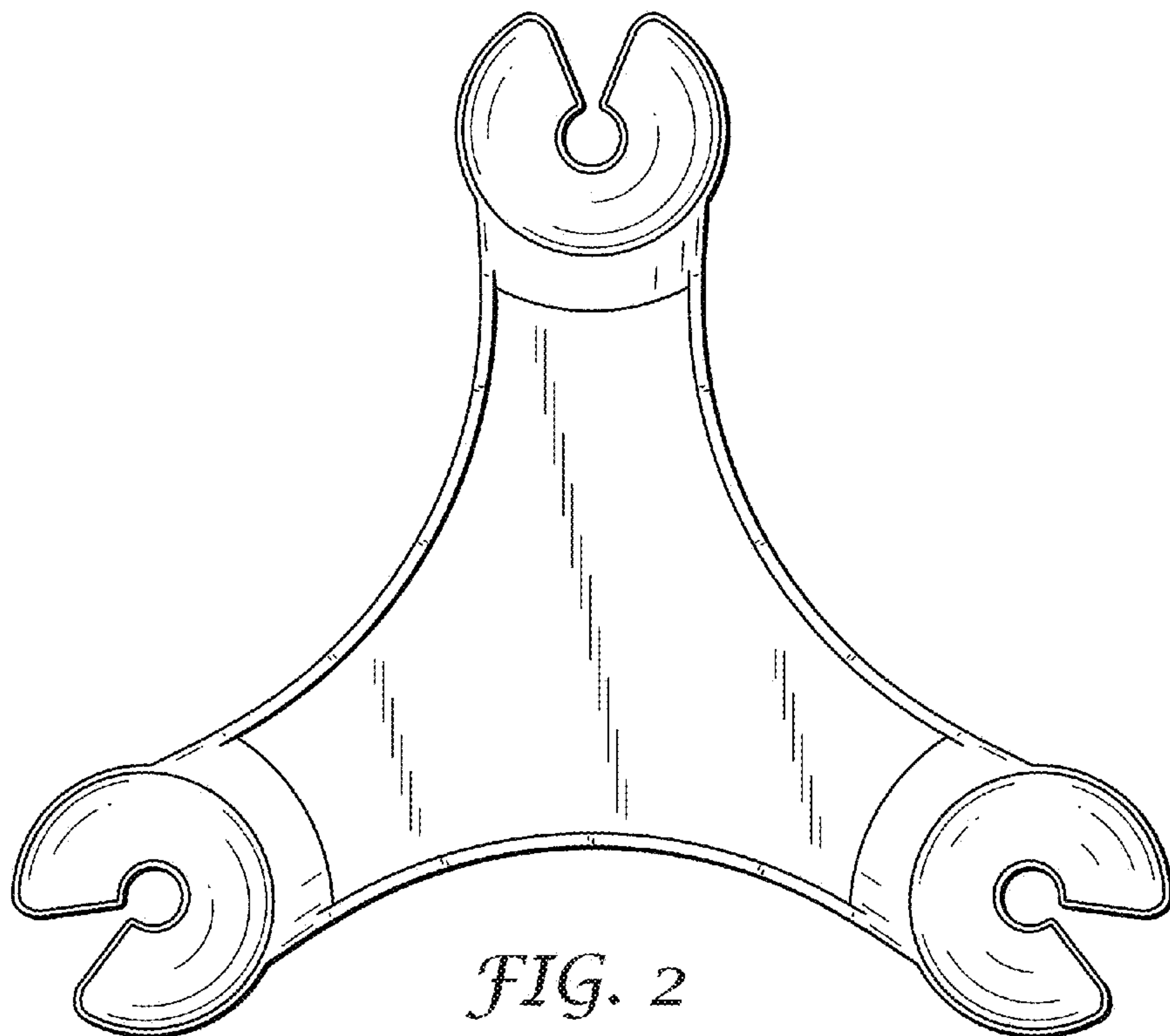


FIG. 2

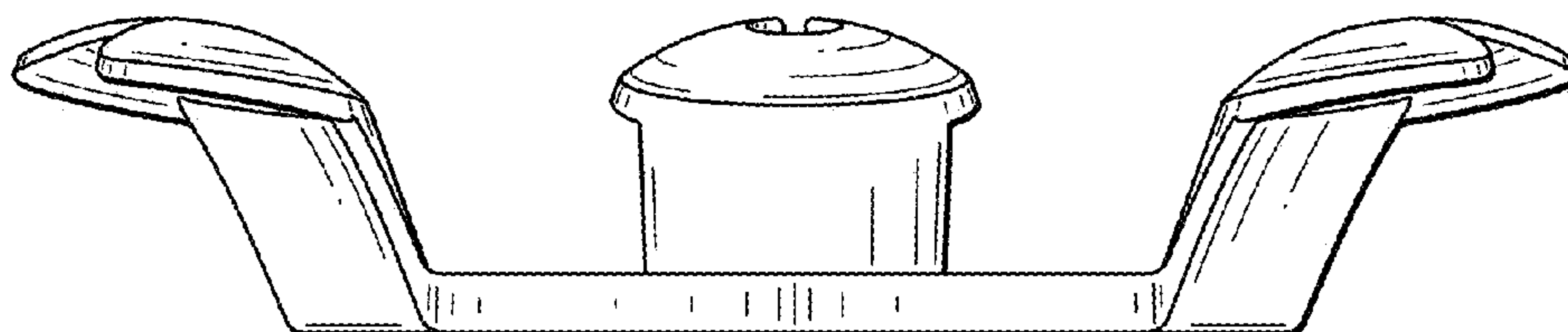


FIG. 3




FIG. 4

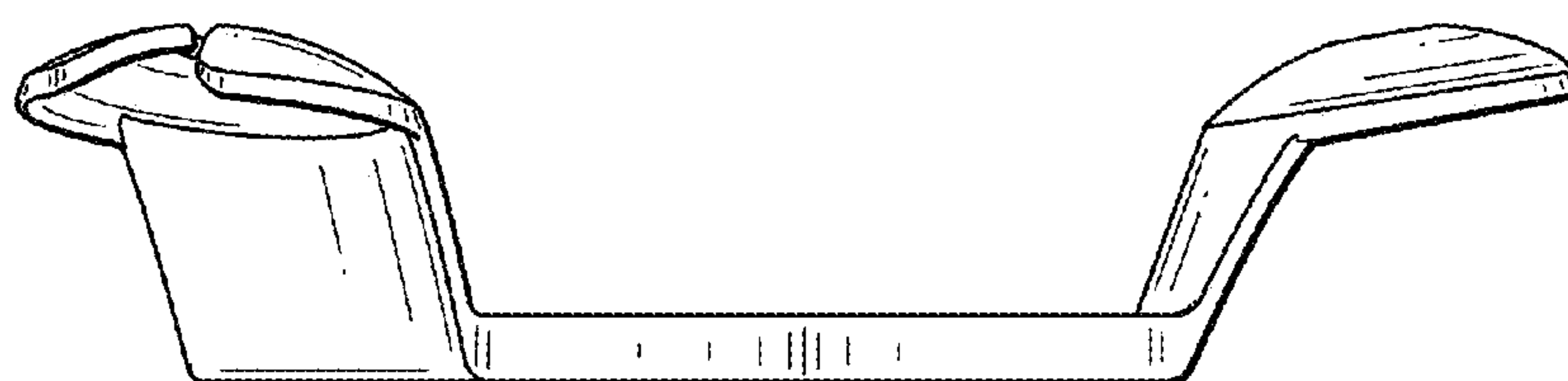


FIG. 5

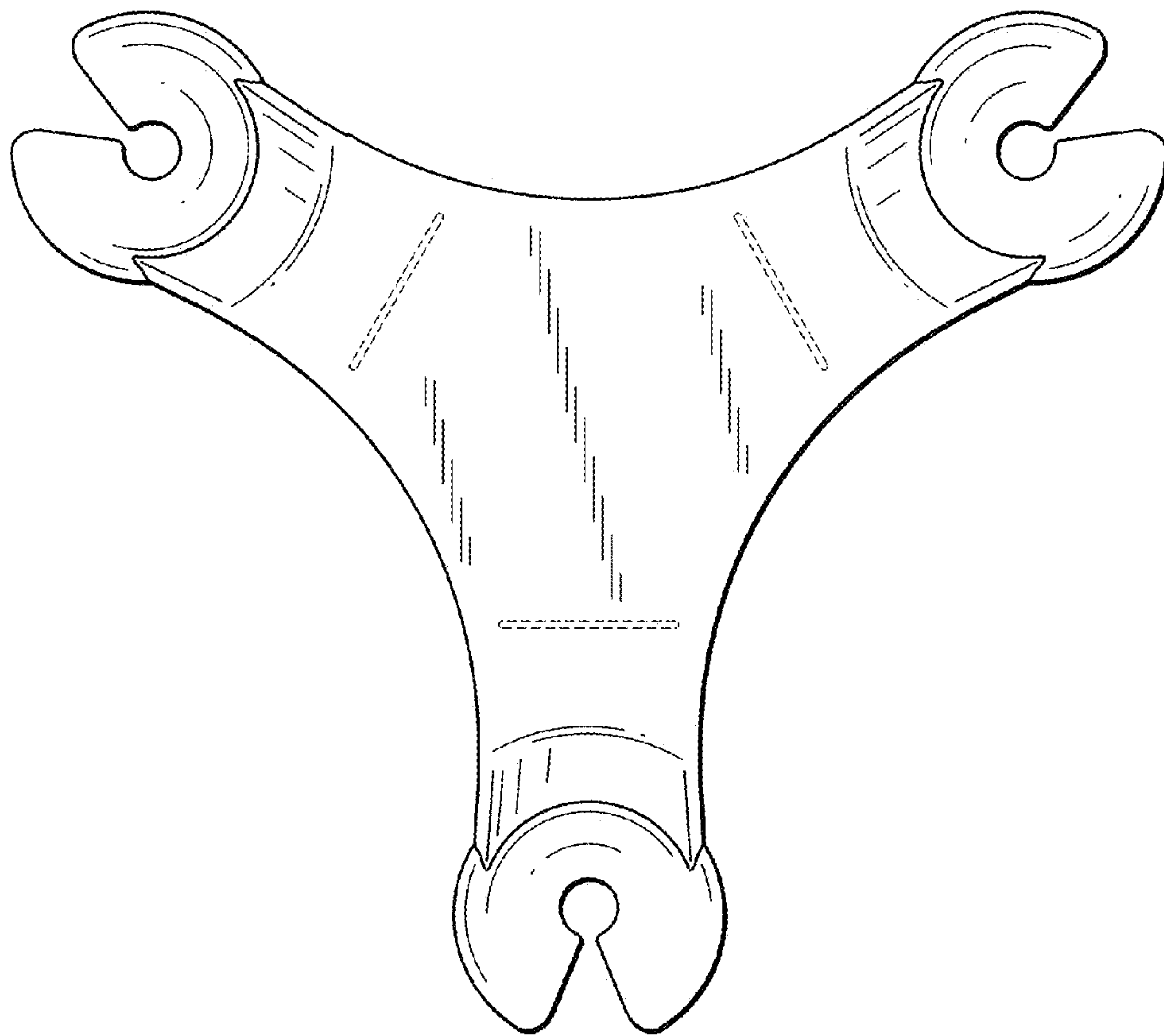


FIG. 6