

US00D715320S

(12) **United States Design Patent**
McCormack et al.

(10) **Patent No.:** **US D715,320 S**
(45) **Date of Patent:** **** Oct. 14, 2014**

(54) **DISPLAY SCREEN WITH GRAPHICAL USER INTERFACE**

(71) Applicant: **Microsoft Corporation**, Redmond, WA (US)

(72) Inventors: **Michael McCormack**, Snohomish, WA (US); **Anastasia Paushkina**, Bellevue, WA (US); **Ted Cyrek**, Sammamish, WA (US)

(73) Assignee: **Microsoft Corporation**, Redmond, WA (US)

(**) Term: **14 Years**

(21) Appl. No.: **29/448,875**

(22) Filed: **Mar. 14, 2013**

(51) **LOC (10) Cl.** **14-04**

(52) **U.S. Cl.**
USPC **D14/486**

(58) **Field of Classification Search**
CPC G06F 3/048
USPC D14/485-495; D18/24-33; D19/1, 52; D20/11; D21/324-333; 715/700-867, 715/961-978

See application file for complete search history.

(56) **References Cited**

U.S. PATENT DOCUMENTS

6,747,674 B1 * 6/2004 Asami 715/721
D540,341 S 4/2007 Cummins et al.
D594,020 S * 6/2009 Ball et al. D14/486
D614,194 S 4/2010 Guntaur et al.

D614,196 S 4/2010 Guntaur et al.
D655,712 S * 3/2012 Ray et al. D14/486
D658,667 S * 5/2012 Cho et al. D14/486
D661,701 S * 6/2012 Brown et al. D14/486
D663,737 S * 7/2012 Sullivan D14/486
D664,973 S * 8/2012 Gleasman et al. D14/486
D664,974 S * 8/2012 Gleasman et al. D14/486
D666,212 S * 8/2012 Coffman et al. D14/486
D669,492 S * 10/2012 Guss et al. D14/487
2008/0010585 A1 * 1/2008 Schneider et al. 715/201

* cited by examiner

Primary Examiner — Ian Simmons

Assistant Examiner — Richelle G Shelton

(74) *Attorney, Agent, or Firm* — Banner & Witcoff, Ltd.

(57) **CLAIM**

The ornamental design for a display screen with graphical user interface, as shown and described.

DESCRIPTION

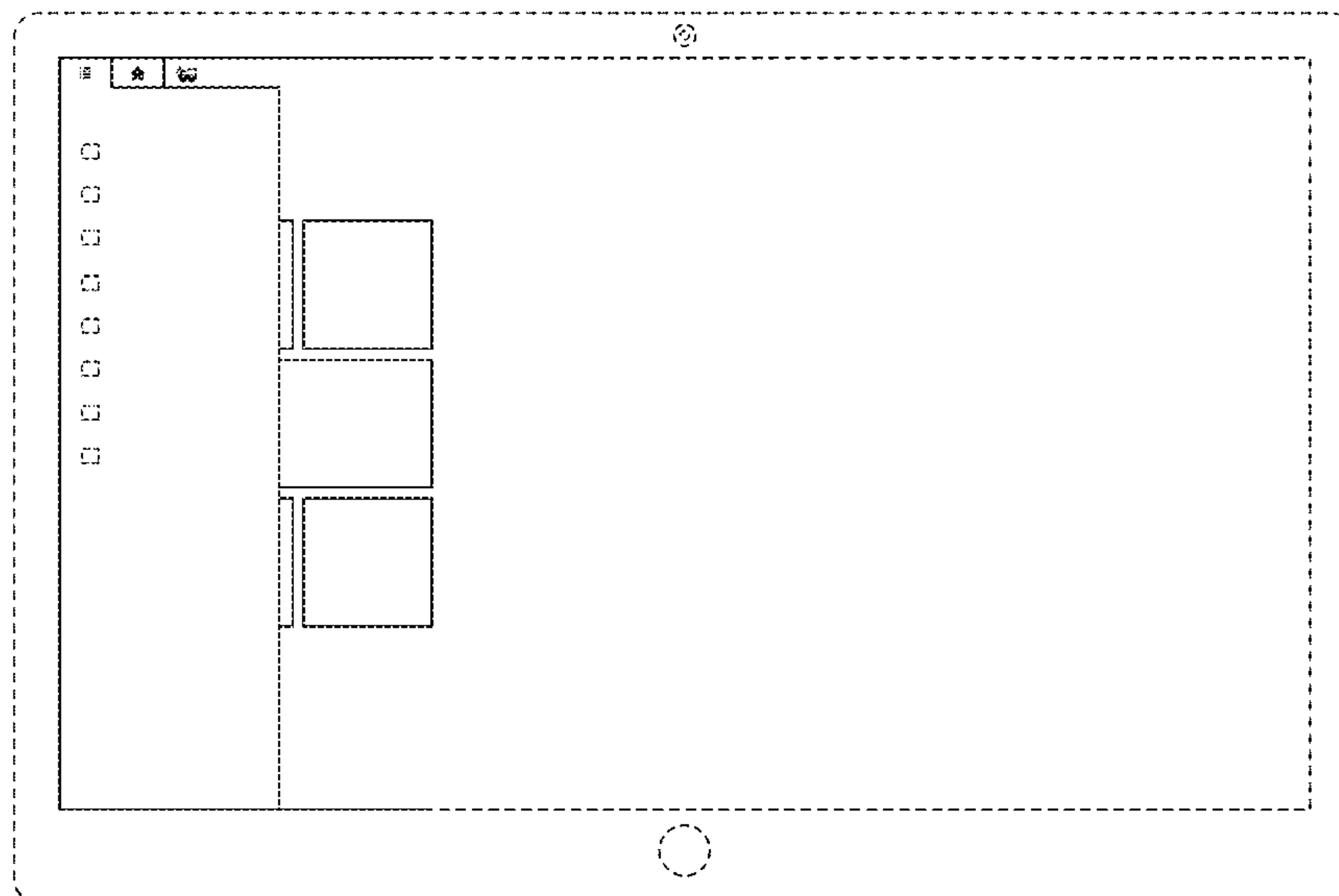
FIG. 1 is a front view of a display screen with graphical user interface showing our new design;

FIG. 2 shows the front view of a display screen with graphical user interface of FIG. 1 and identifies call out region A; and, FIG. 3 is an enlarged view of region A of FIG. 2.

The “A” in FIG. 2 and the indicia shown in a long and short dashed line to identify and to indicate the enlarged region of the graphical user interface in FIGS. 2 and 3 form no part of the claimed design.

The broken line showing of the eight squares and display screen is for environmental purposes only and forms no part of the claimed design.

1 Claim, 3 Drawing Sheets



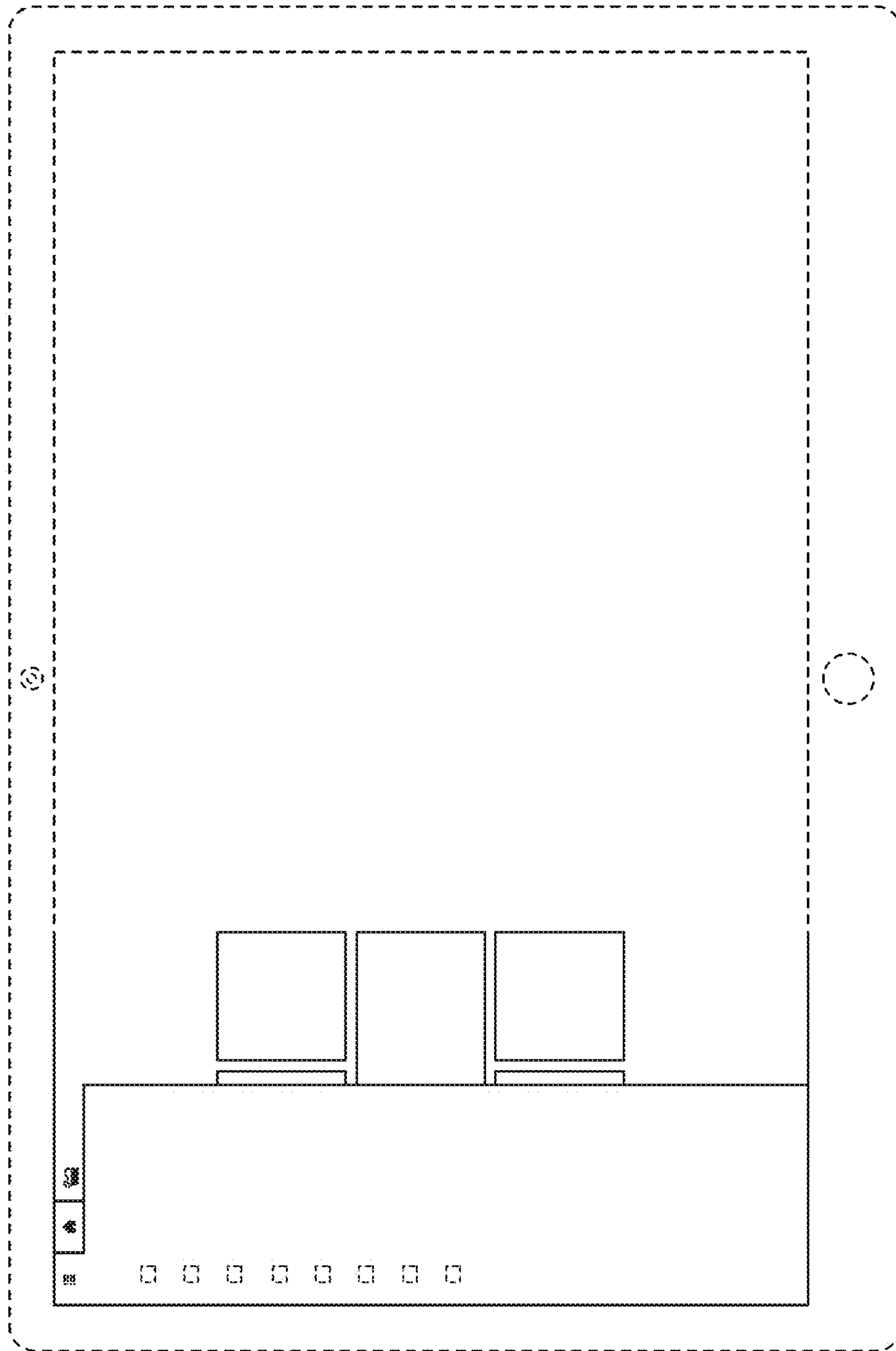


FIG. 1

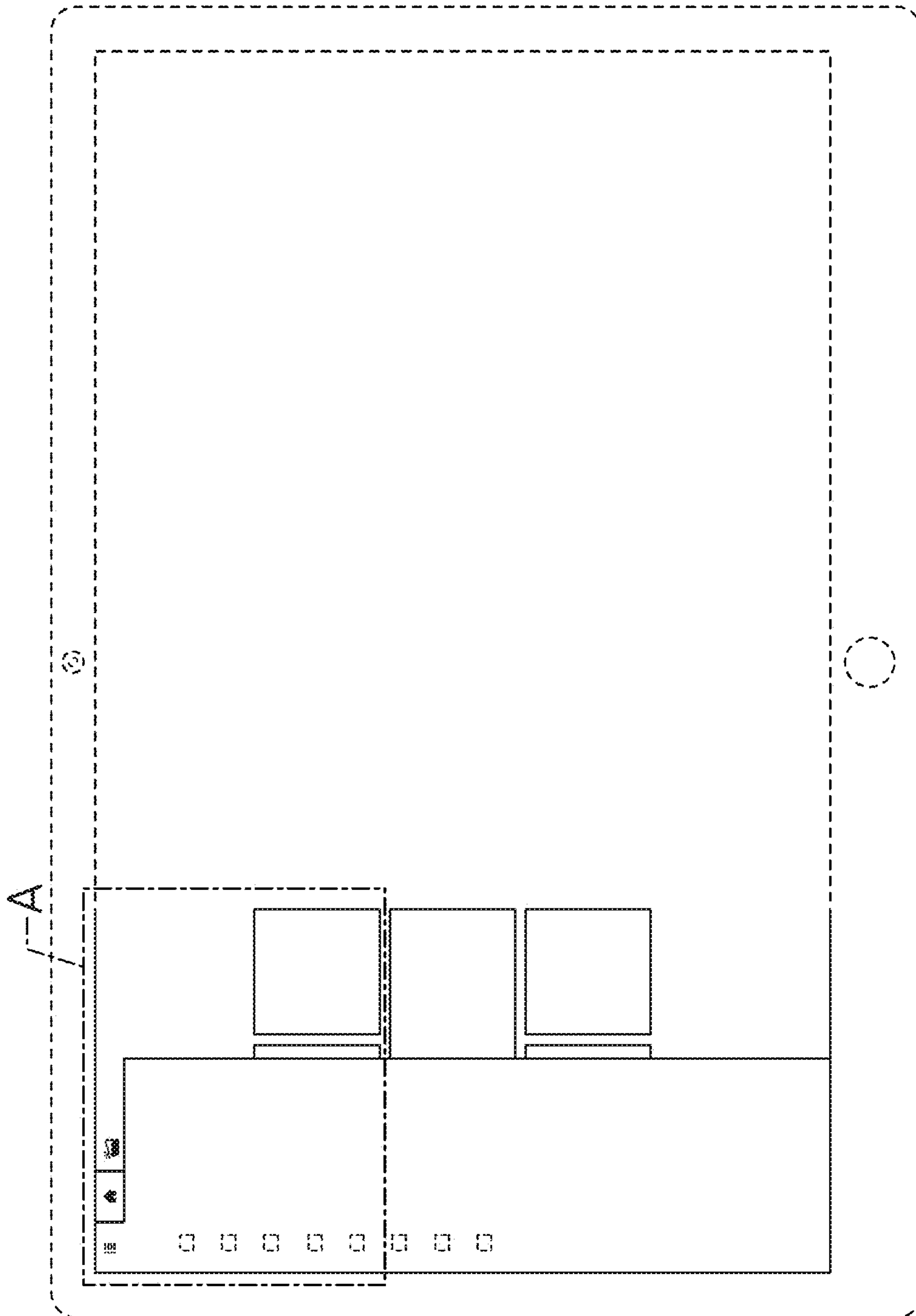


FIG. 2




FIG. 3