



US00D715305S

(12) **United States Design Patent**
Fujioka

(10) **Patent No.:** **US D715,305 S**
(45) **Date of Patent:** **** Oct. 14, 2014**

(54) **PAPER STAND**

(71) Applicant: **Robb Fujioka**, Manhattan Beach, CA
(US)

(72) Inventor: **Robb Fujioka**, Manhattan Beach, CA
(US)

(**) Term: **14 Years**

(21) Appl. No.: **29/484,119**

(22) Filed: **Mar. 6, 2014**

(51) **LOC (10) Cl.** **08-03**

(52) **U.S. Cl.**
USPC **D14/447**

(58) **Field of Classification Search**

CPC G09F 2003/0266; G09F 2001/085;
G09F 5/00; G09F 1/10; G09F 1/08; A47B
2097/005; A47B 2097/006; A47B 21/04;
A47B 2021/00; A47B 23/00; A47B 23/043;
A47B 2021/0314; A47B 2021/0307; A47B
2023/005; A47B 2023/049; F16M 13/00;
F16M 2200/00; H04B 1/3888; H04M 1/04;
H04M 1/185; A45C 13/002
USPC D14/447, 432, 433, 434, 439, 440, 451,
D14/452, 457, 459, 460, 461, 251, 253, 448,
D14/449, 450; D9/433, 455, 457; D20/10,
D20/25; D6/672, 674, 674.1, 678, 682,
D6/682.3; 40/124.05, 124.06, 124.07,
40/124.08, 124.09, 124.14, 124.16, 539;
248/917-924, 445, 447.1, 451, 456,
248/459, 460, 150, 152, 174, 188.6, 176.1;
361/679.02, 679.09, 679.21, 679.26,
361/679.3, 679.27, 679.55, 679.56

See application file for complete search history.

(56) **References Cited**

U.S. PATENT DOCUMENTS

1,656,620 A * 1/1928 Cossenias 40/539
D118,010 S * 12/1939 Broderick D9/415
2,187,721 A * 1/1940 Wolfson 40/539

D264,817 S * 6/1982 Austin D9/433
D266,989 S * 11/1982 Herwood D9/457
5,010,669 A * 4/1991 Moran 40/539
5,317,823 A * 6/1994 Brunt, II 40/124.08
5,564,208 A * 10/1996 Bergman 40/539
5,592,768 A * 1/1997 Testa 40/786
5,888,595 A * 3/1999 Krattiger 428/12
5,983,538 A * 11/1999 Crowell 40/124.14
D426,725 S * 6/2000 Baharouzi D6/450
D428,736 S * 8/2000 Aloisi D6/453
6,382,581 B1 * 5/2002 Duff 248/459
D536,615 S * 2/2007 Dziaba et al. D9/455
7,182,305 B2 * 2/2007 Dempsey 248/459
D537,827 S * 3/2007 Florindo D14/450
7,418,794 B2 * 9/2008 Kittrell, III 40/124.16
D639,814 S * 6/2011 Farris-Gilbert et al. D14/447
D643,635 S * 8/2011 Harding D6/310
D651,213 S * 12/2011 Magness et al. D14/447
D661,310 S * 6/2012 Belongia et al. D14/447
D667,004 S * 9/2012 Goodrich D14/253

(Continued)

Primary Examiner — Angela J Lee

(74) *Attorney, Agent, or Firm* — Steptoe & Johnson LLP

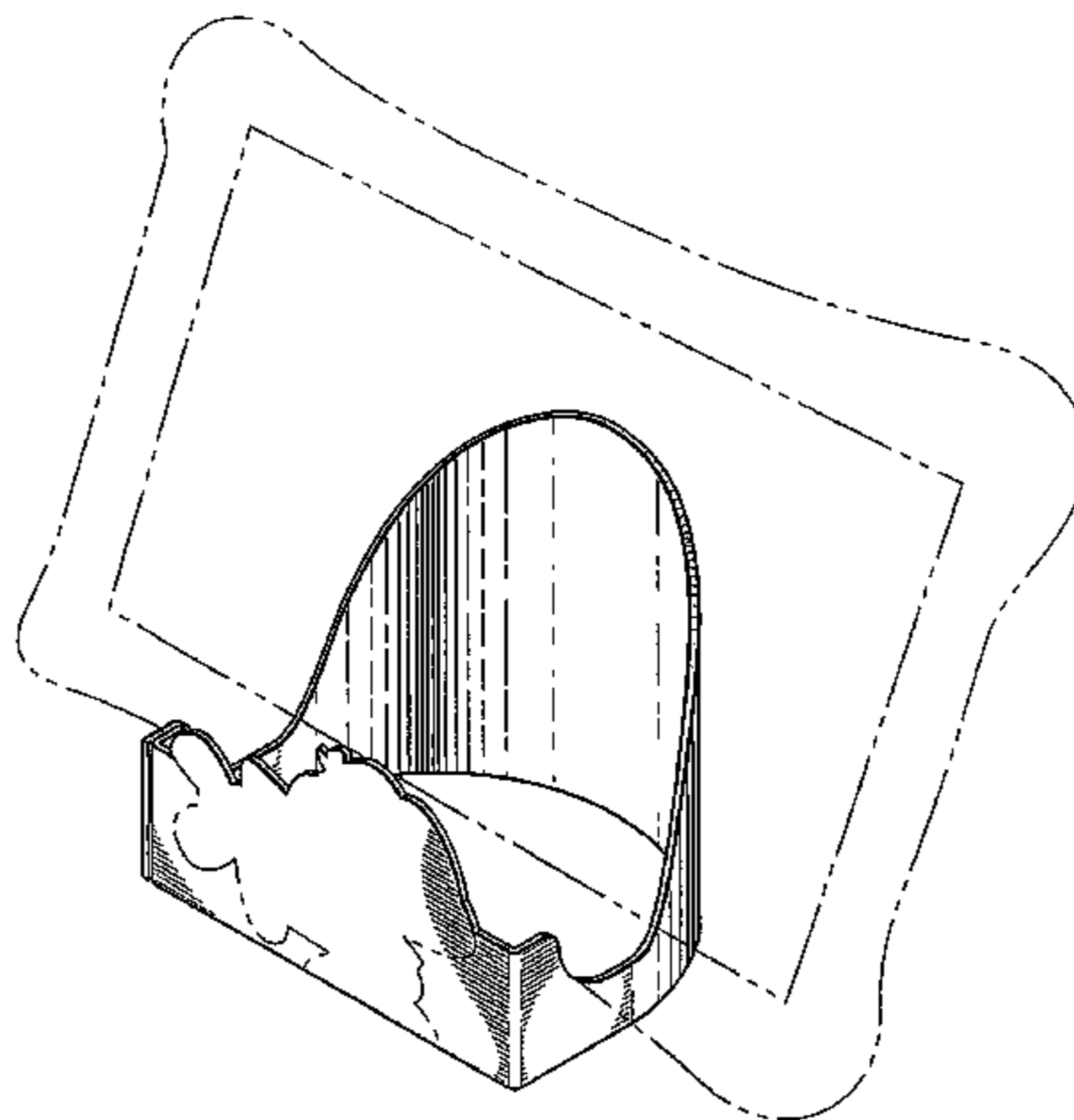
(57) **CLAIM**

The ornamental design for a paper stand, as shown and described.

DESCRIPTION

FIG. 1 is a top, front, right side, perspective view of my design;
FIG. 2 is front elevation view;
FIG. 3 is a rear elevation view;
FIG. 4 is a left side elevation view;
FIG. 5 is a right side elevation view;
FIG. 6 is a top plan view;
FIG. 7 is a bottom plan view; and,
FIG. 8 is a view of the paper stand in a flat, unfolded position.
The broken lines shown in the drawings represent portions of the paper stand and a tablet that form no part of the claimed design.

1 Claim, 3 Drawing Sheets



US D715,305 S

Page 2

(56)

References Cited

8,424,831 B2 * 4/2013 Lin 248/460
2013/0026329 A1 * 1/2013 Lane et al. 248/459

U.S. PATENT DOCUMENTS

D674,396 S * 1/2013 Yang et al. D14/447 * cited by examiner

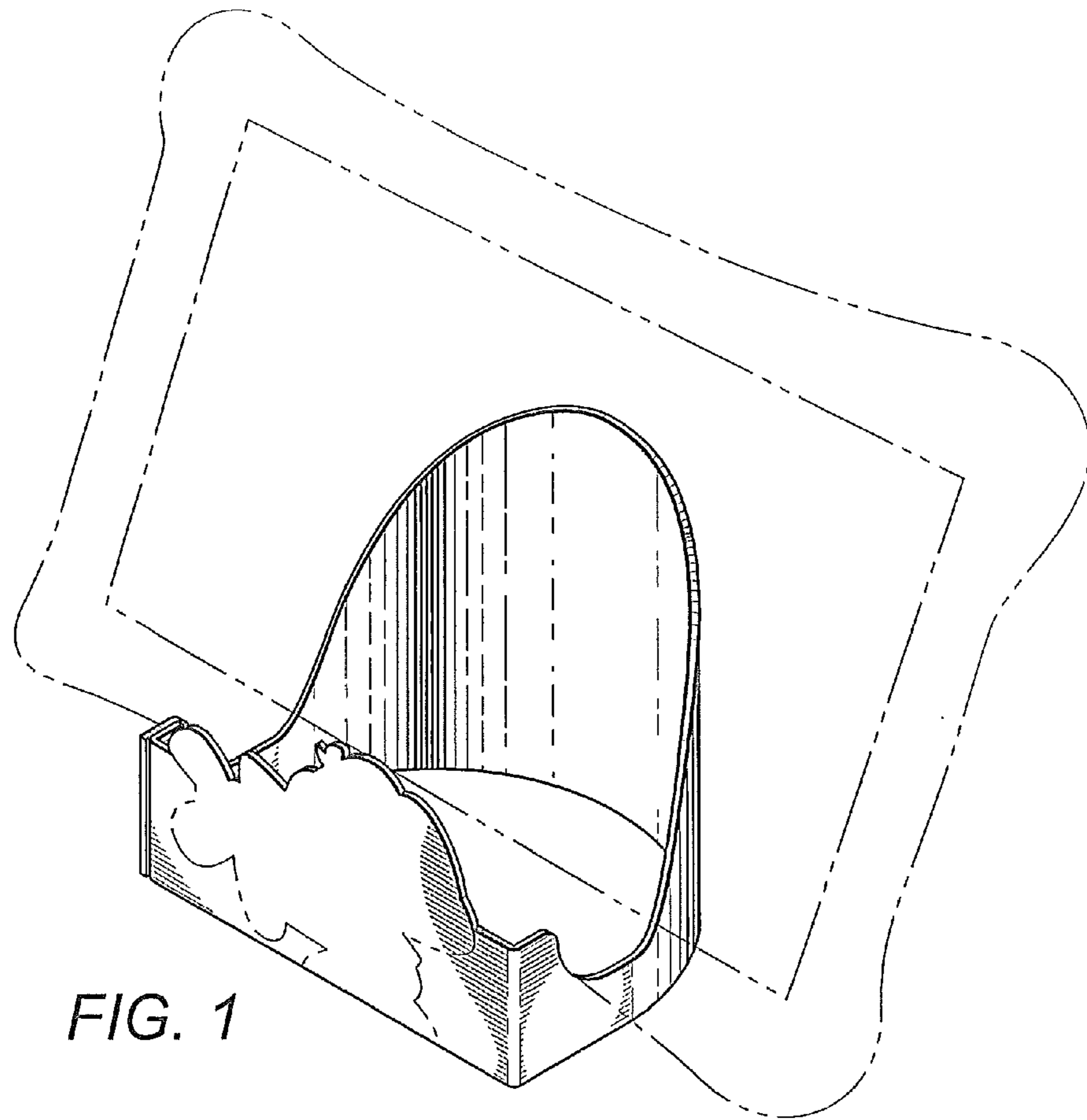


FIG. 1

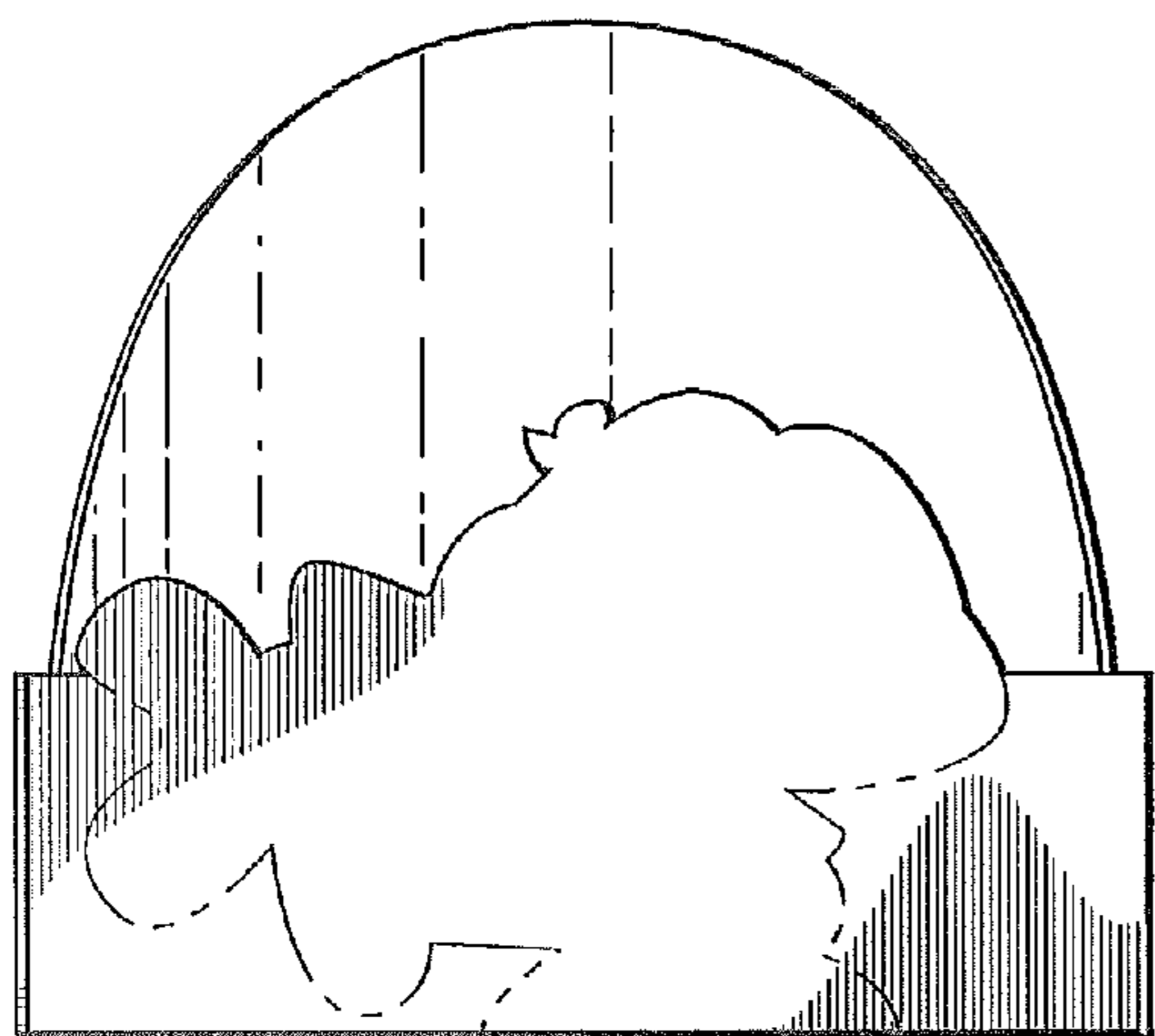


FIG. 2

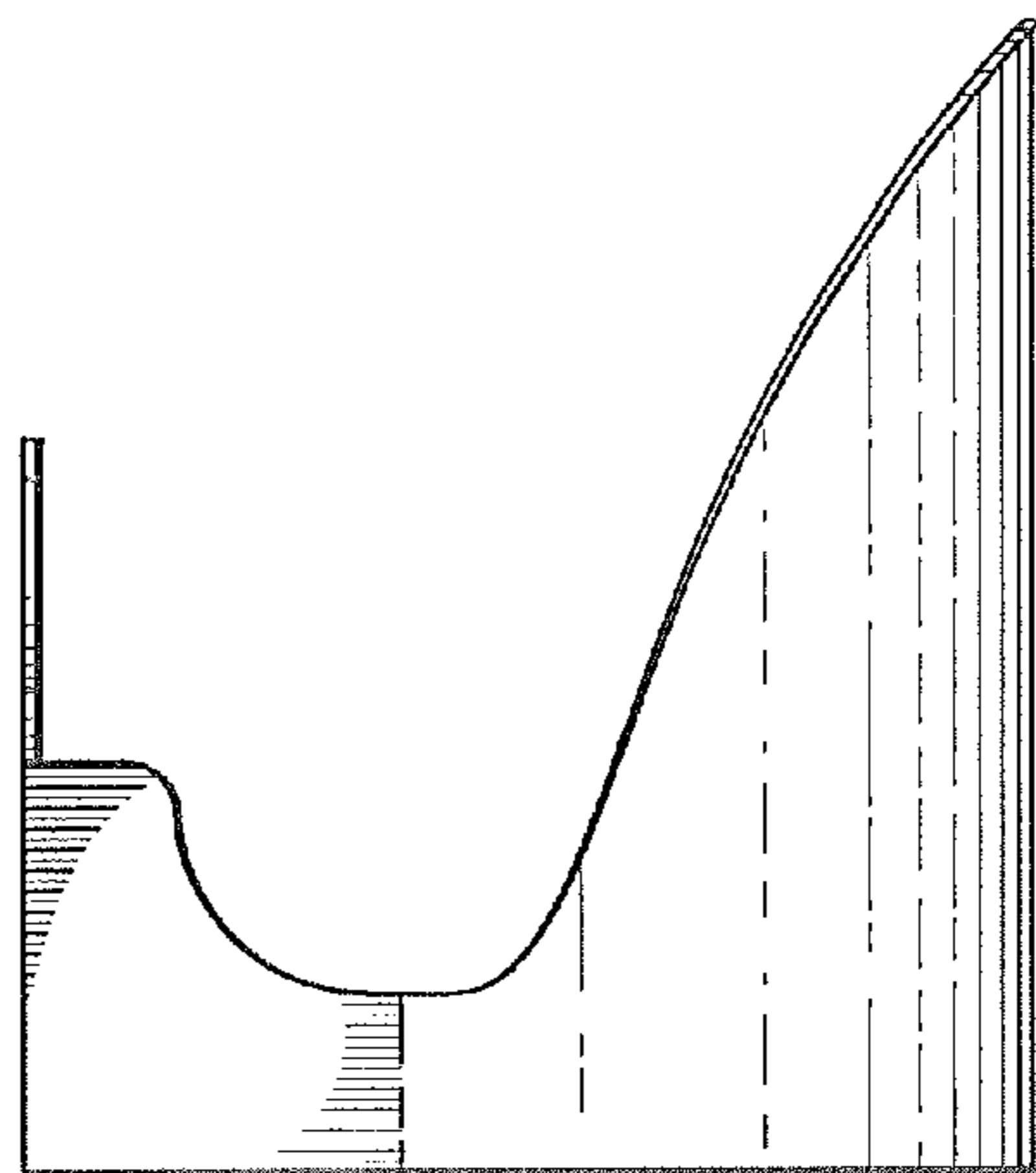


FIG. 5

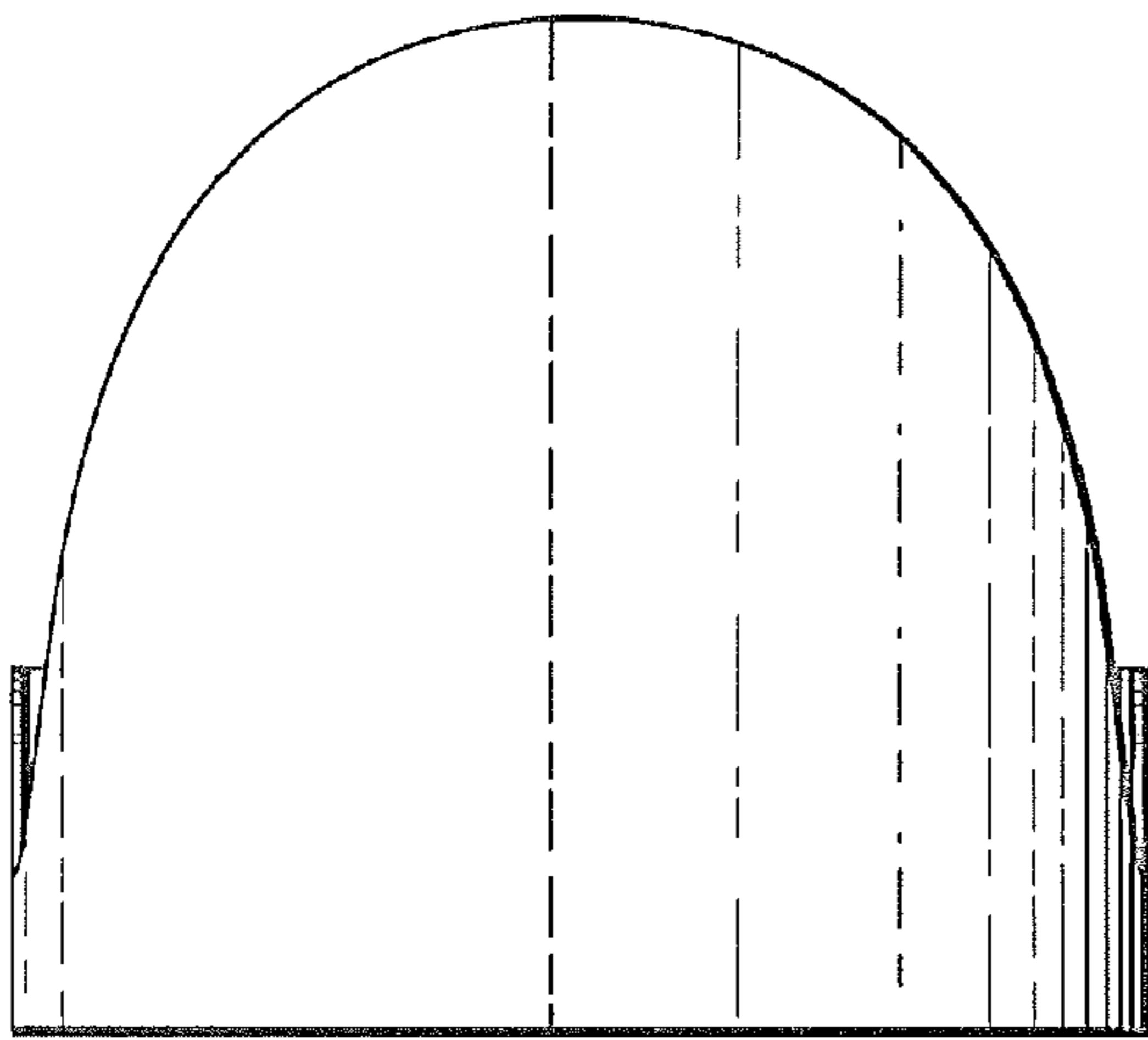


FIG. 3

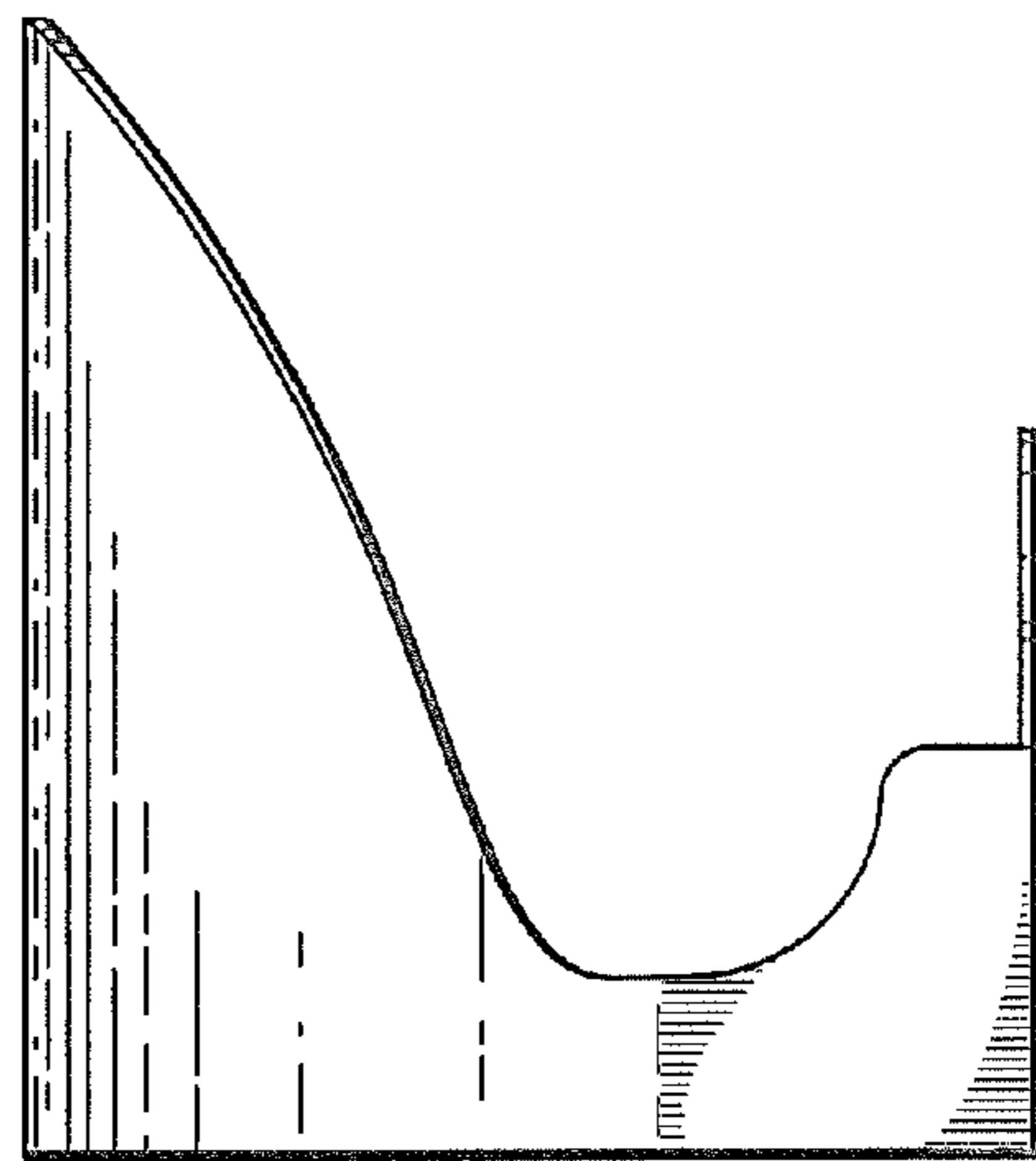


FIG. 4

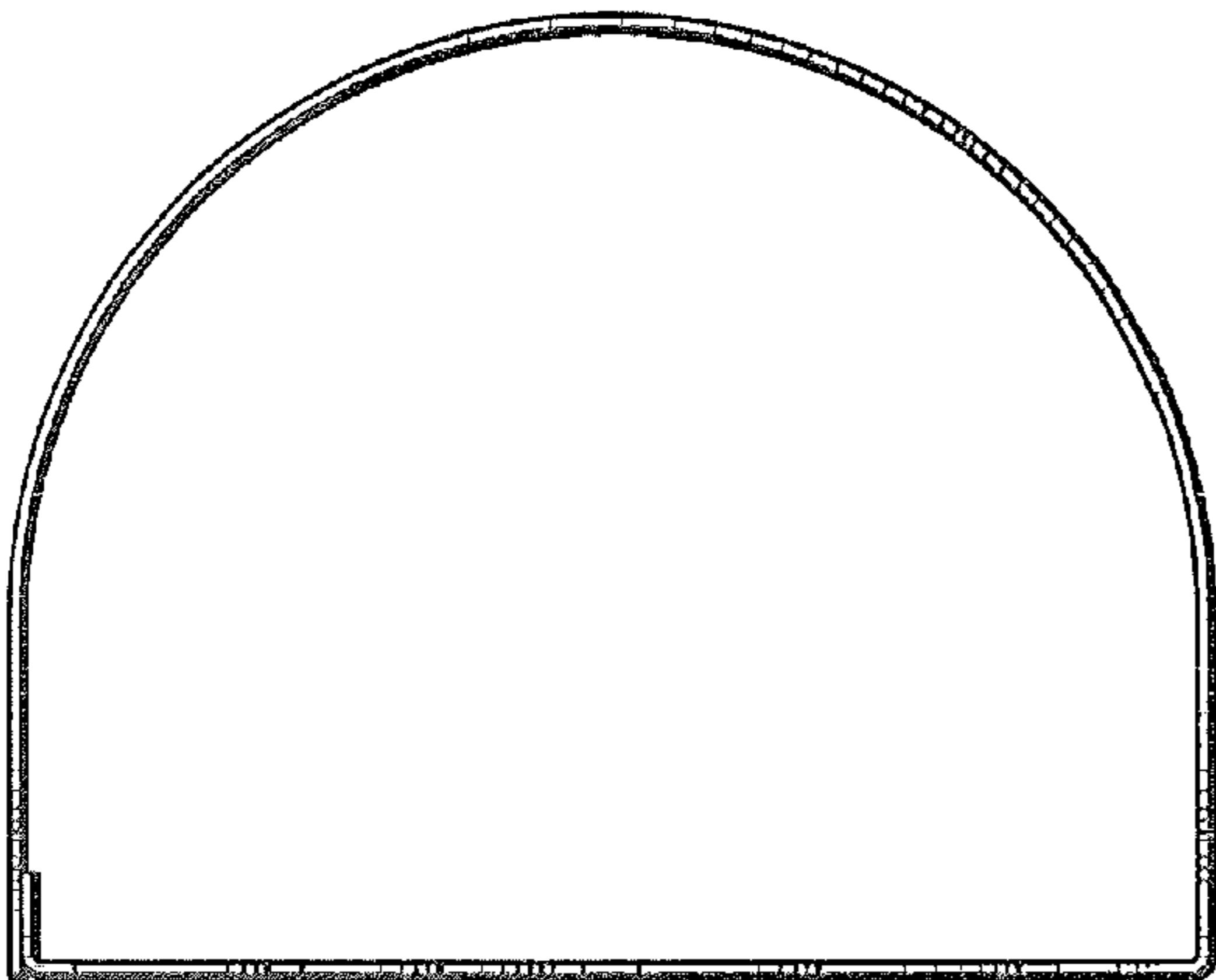


FIG. 6

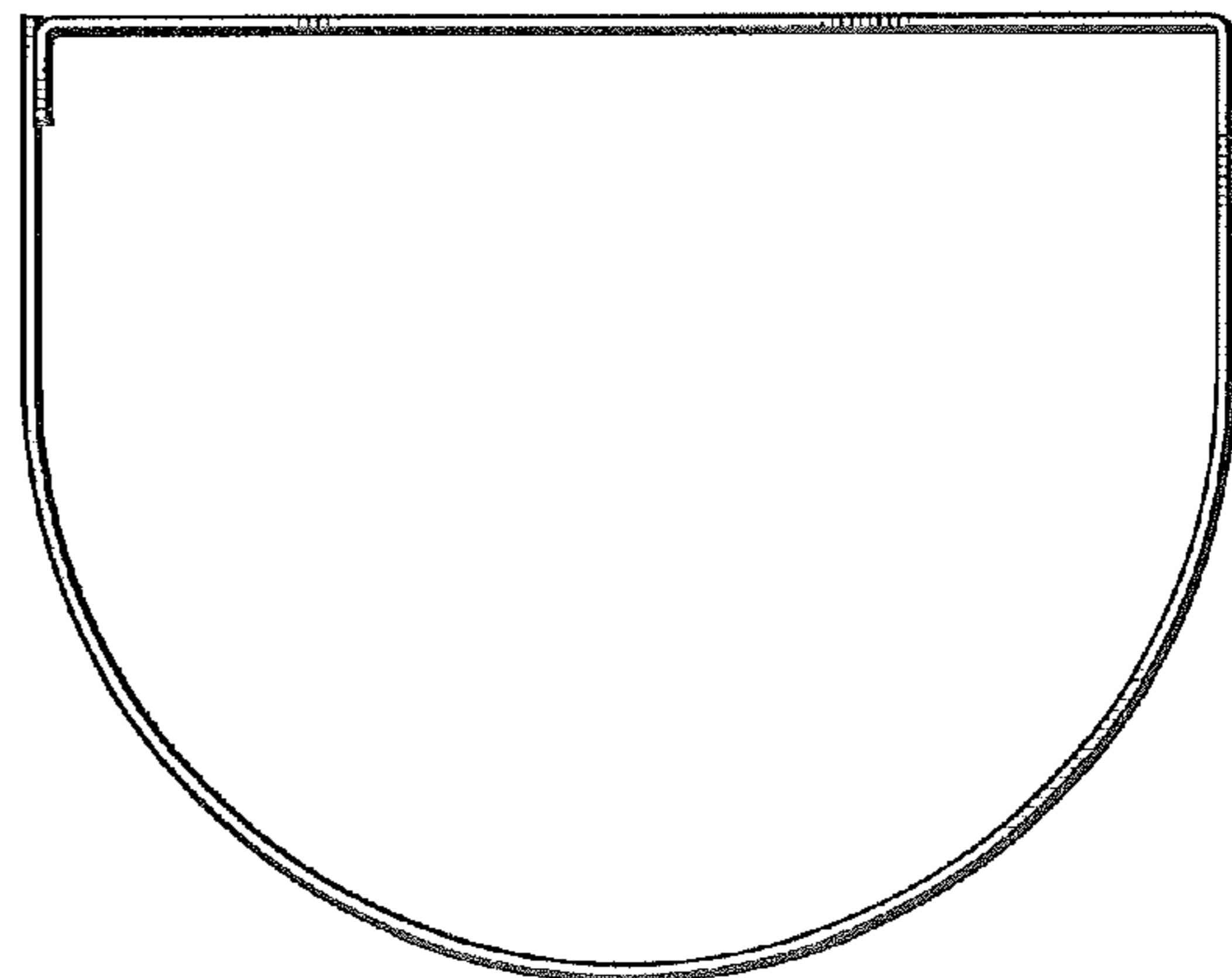


FIG. 7




FIG. 8