



US00D715292S

(12) **United States Design Patent**  
**Ahn**

(10) **Patent No.:** **US D715,292 S**  
(45) **Date of Patent:** **\*\* Oct. 14, 2014**

(54) **COMPUTER TABLET**

(71) Applicant: **Heesang Ahn**, Middle Village, NY (US)

(72) Inventor: **Heesang Ahn**, Middle Village, NY (US)

(73) Assignee: **Southern Telecom Inc.**, Brooklyn, NY (US)

(\*\*) Term: **14 Years**

(21) Appl. No.: **29/449,787**

(22) Filed: **Mar. 15, 2013**

(51) **LOC (10) Cl.** ..... **14-02**

(52) **U.S. Cl.**  
USPC ..... **D14/341**

(58) **Field of Classification Search**  
USPC ..... D14/341-347, 137, 138 R, 138 AA,  
D14/138 C, 138 G, 496, 203.1, 203.3, 203.4,  
D14/203.7, 129, 130, 147, 218, 248, 389,  
D14/388, 426, 420; D10/65, 104.1;  
D18/6-7; D21/324, 329, 330;  
455/556.1, 556.2, 566, 575.1, 90.3;  
379/433.04, 433.01, 433.06, 916;  
345/173, 901, 905; 361/679.26, 679.3,  
361/679.55, 679.56

See application file for complete search history.

(56) **References Cited**

U.S. PATENT DOCUMENTS

D270,061 S *	8/1983	Ackeret .....	D6/308
D346,793 S *	5/1994	Iino et al. ....	D14/341
D574,739 S *	8/2008	Lee et al. ....	D10/65
D608,228 S *	1/2010	Miyawaki .....	D10/65
D611,500 S *	3/2010	Byle et al. ....	D14/496
D613,510 S *	4/2010	Tzeng et al. ....	D6/308
D625,287 S *	10/2010	Rayn .....	D14/203.7
D674,386 S *	1/2013	Mak .....	D14/341
D674,387 S *	1/2013	Avery .....	D14/341
D703,663 S *	4/2014	Piraud .....	D14/341
D705,775 S *	5/2014	Canizares et al. ....	D14/341

\* cited by examiner

*Primary Examiner* — Barbara Fox

(74) *Attorney, Agent, or Firm* — Wood, Herron & Evans, LLP

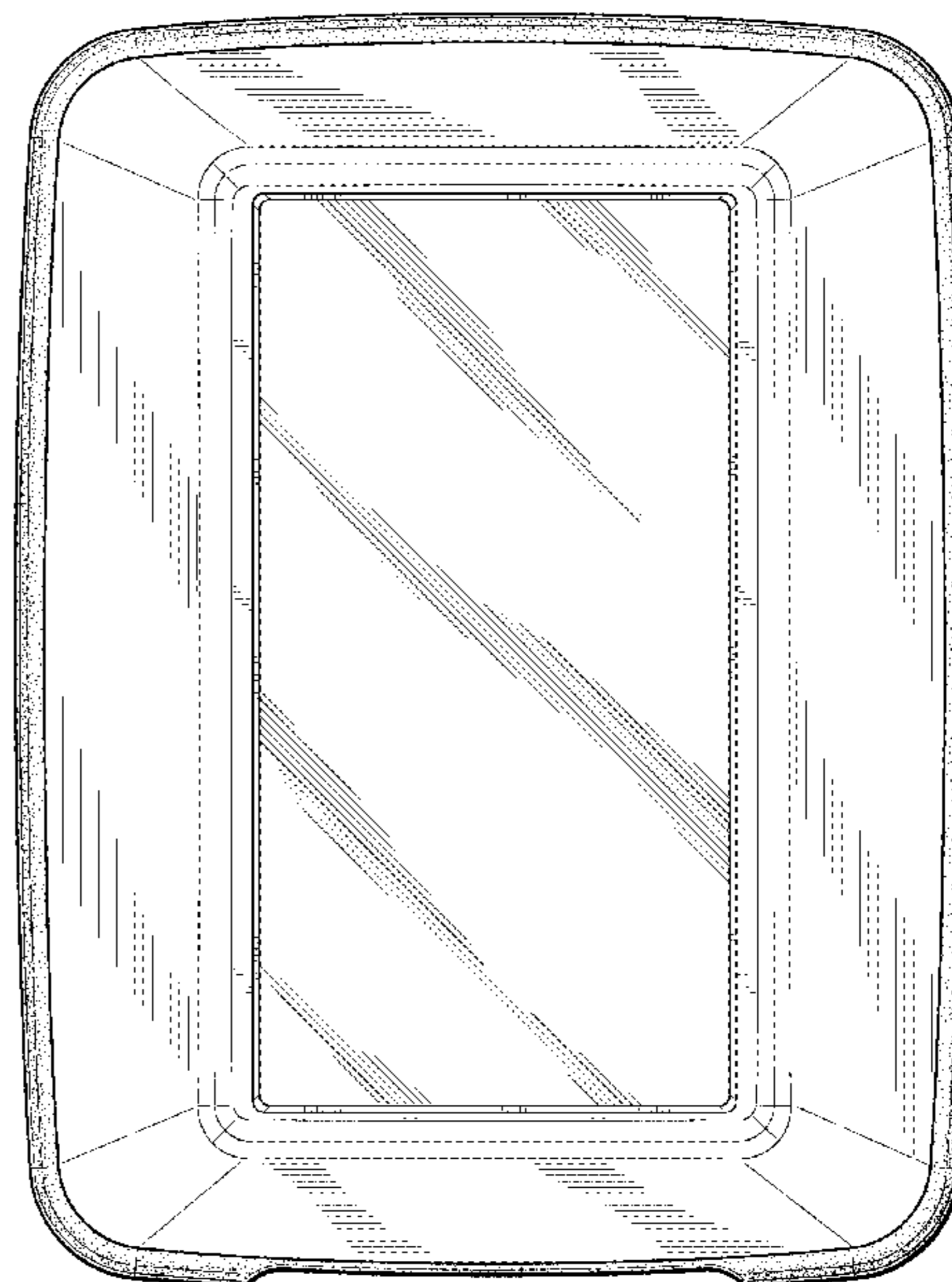
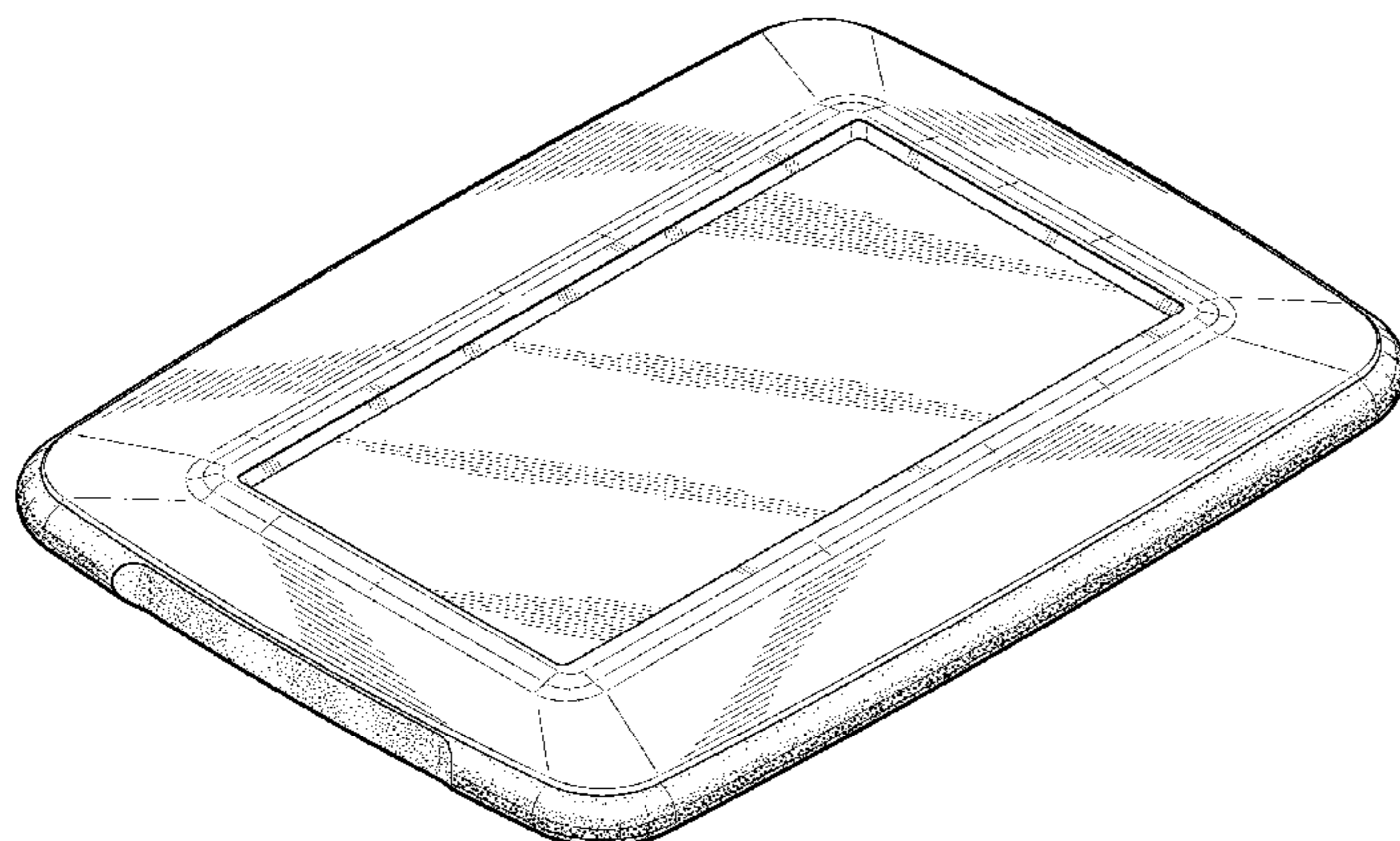
(57) **CLAIM**

The ornamental design for the computer tablet, as shown and described.

**DESCRIPTION**

FIG. 1 is a front perspective view of a computer tablet showing my new design;  
FIG. 2 is a top elevation view thereof;  
FIG. 3 is a front elevation perspective view thereof;  
FIG. 4 is a left-side elevation view thereof;  
FIG. 5 is a right-side elevation view thereof;  
FIG. 6 is a rear elevation view thereof; and  
FIG. 7 is bottom plan view thereof.

**1 Claim, 4 Drawing Sheets**



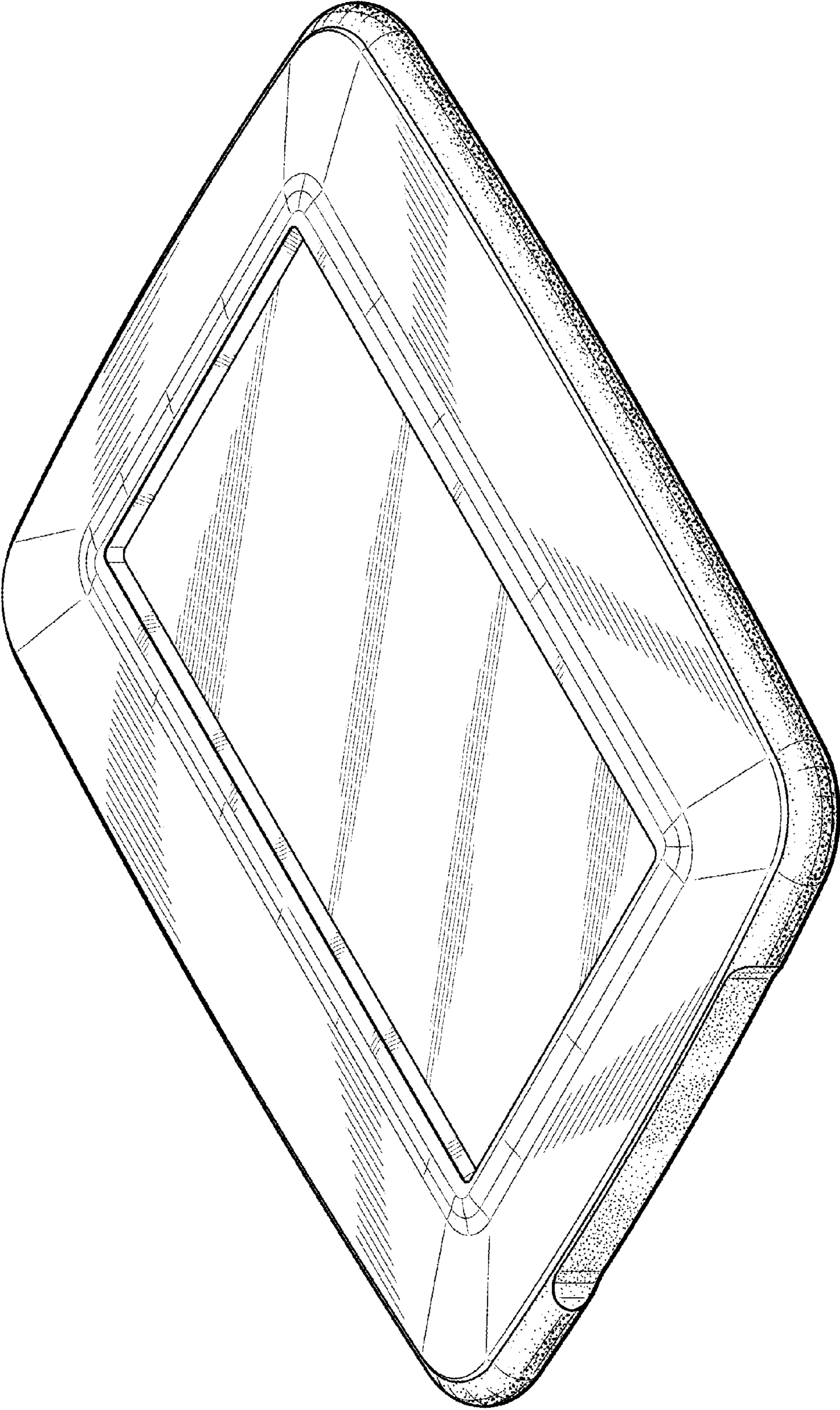


FIG. 1




FIG. 2

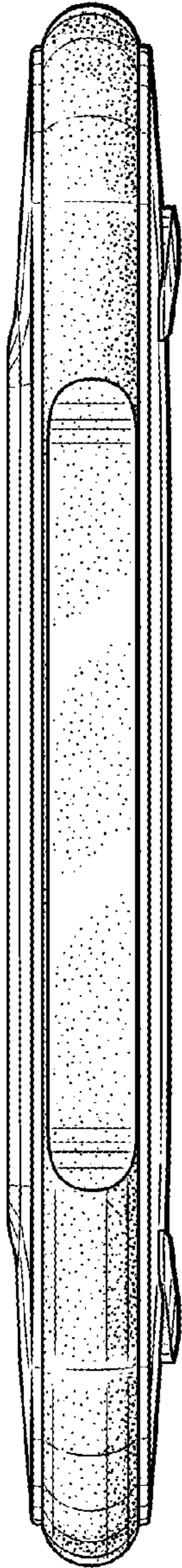


FIG. 3




FIG. 4

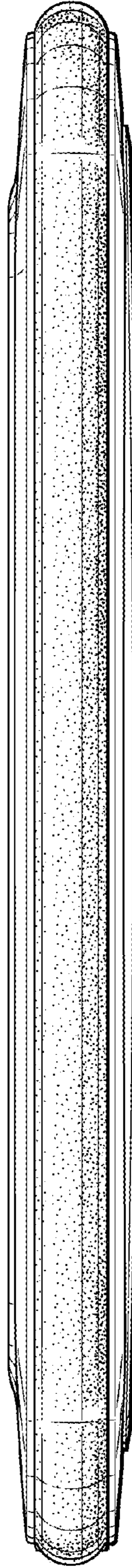


FIG. 5




FIG. 6




FIG. 7