



US00D715281S

(12) **United States Design Patent**
Kim et al.

(10) **Patent No.:** **US D715,281 S**
(45) **Date of Patent:** **** Oct. 14, 2014**

(54) **MOBILE PHONE**

(71) Applicant: **Samsung Display Co., Ltd.**, Yongin-si (KR)

(72) Inventors: **Youngseok Kim**, Yongin (KR);
Woo-Jong Lee, Yongin (KR)

(73) Assignee: **Samsung Display Co., Ltd.**, Yongin-si (KR)

(**) Term: **14 Years**

(21) Appl. No.: **29/445,654**

(22) Filed: **Feb. 14, 2013**

(30) **Foreign Application Priority Data**

Nov. 9, 2012 (KR) 30-2012-0053727

(51) **LOC (10) Cl.** **14-03**

(52) **U.S. Cl.**
USPC **D14/248**

(58) **Field of Classification Search**
USPC D14/138 AD, 138 C, 138 G, 203.7, 230,
D14/238.1, 240, 247, 248, 250, 253, 341,
D14/346, 356, 439, 440, 447, 496;
D13/103, 107, 108, 119; D3/201, 218,
D3/247, 269, 273, 301, 303; 206/305, 320;
361/679.56, 679.3, 816; 455/575.1,
455/575.8; D6/332; D16/241; 348/143;
349/58

See application file for complete search history.

(56) **References Cited**

U.S. PATENT DOCUMENTS

D565,044 S * 3/2008 Witts et al. D14/307
D643,827 S * 8/2011 Lee et al. D14/138 G
D654,892 S * 2/2012 Jung D14/138 G
D659,664 S * 5/2012 Park et al. D14/138 AD

D696,216 S * 12/2013 Jung et al. D14/138 G
D700,595 S * 3/2014 Hong et al. D14/248
D700,596 S * 3/2014 Jung et al. D14/248
2013/0321740 A1* 12/2013 An et al. 349/58
2013/0329422 A1* 12/2013 Park et al. 362/233
2014/0111736 A1* 4/2014 An et al. 349/58

FOREIGN PATENT DOCUMENTS

KR 10-2012-0004119 1/2012

OTHER PUBLICATIONS

“Oval iPhone Spotted in China”, Technabob, Apr. 18, 2010;
URL: <http://technabob.com/blog/2010/04/18/oval-iphone-clone/>, 4 pages.
URL: <http://www.vhxn.com/wp-content/uploads/2008/05/egg-mobile-phone-concept.jpg>, May 2008, 1page.

* cited by examiner

Primary Examiner — Thomas Johannes

Assistant Examiner — Chelsea Sealey

(74) *Attorney, Agent, or Firm* — Christie, Parker & Hale, LLP

(57) **CLAIM**

The ornamental design for a mobile phone, as shown and described.

DESCRIPTION

FIG. 1 is a front perspective view of a mobile phone showing our new design;
FIG. 2 is a front view thereof;
FIG. 3 is a rear view thereof;
FIG. 4 is a left side view thereof;
FIG. 5 is a right side view thereof;
FIG. 6 is a top view thereof; and,
FIG. 7 is a bottom view thereof.
The broken lines indicate unclaimed portions of the article that form no part of the claimed design.

1 Claim, 5 Drawing Sheets

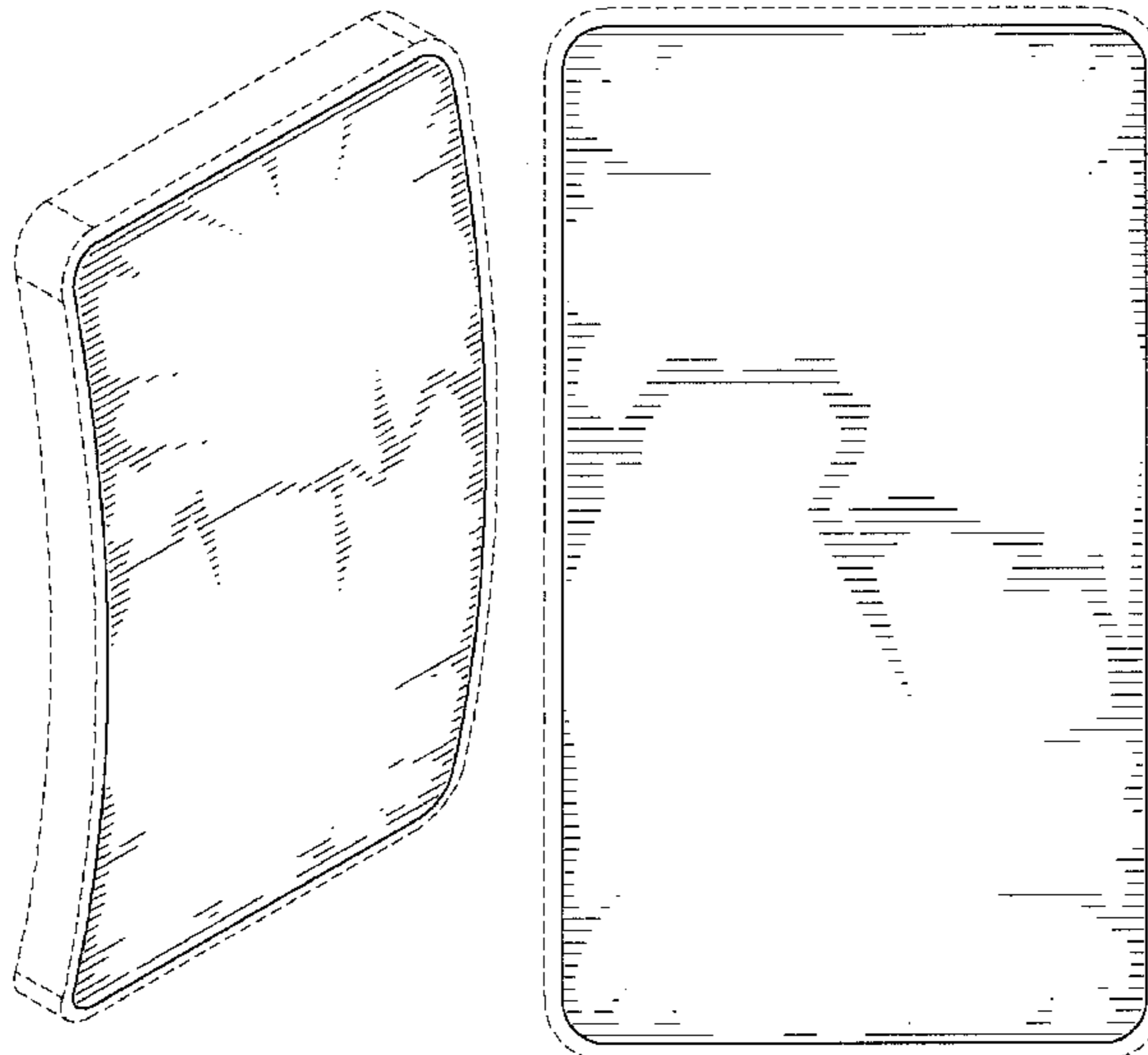


FIG. 1

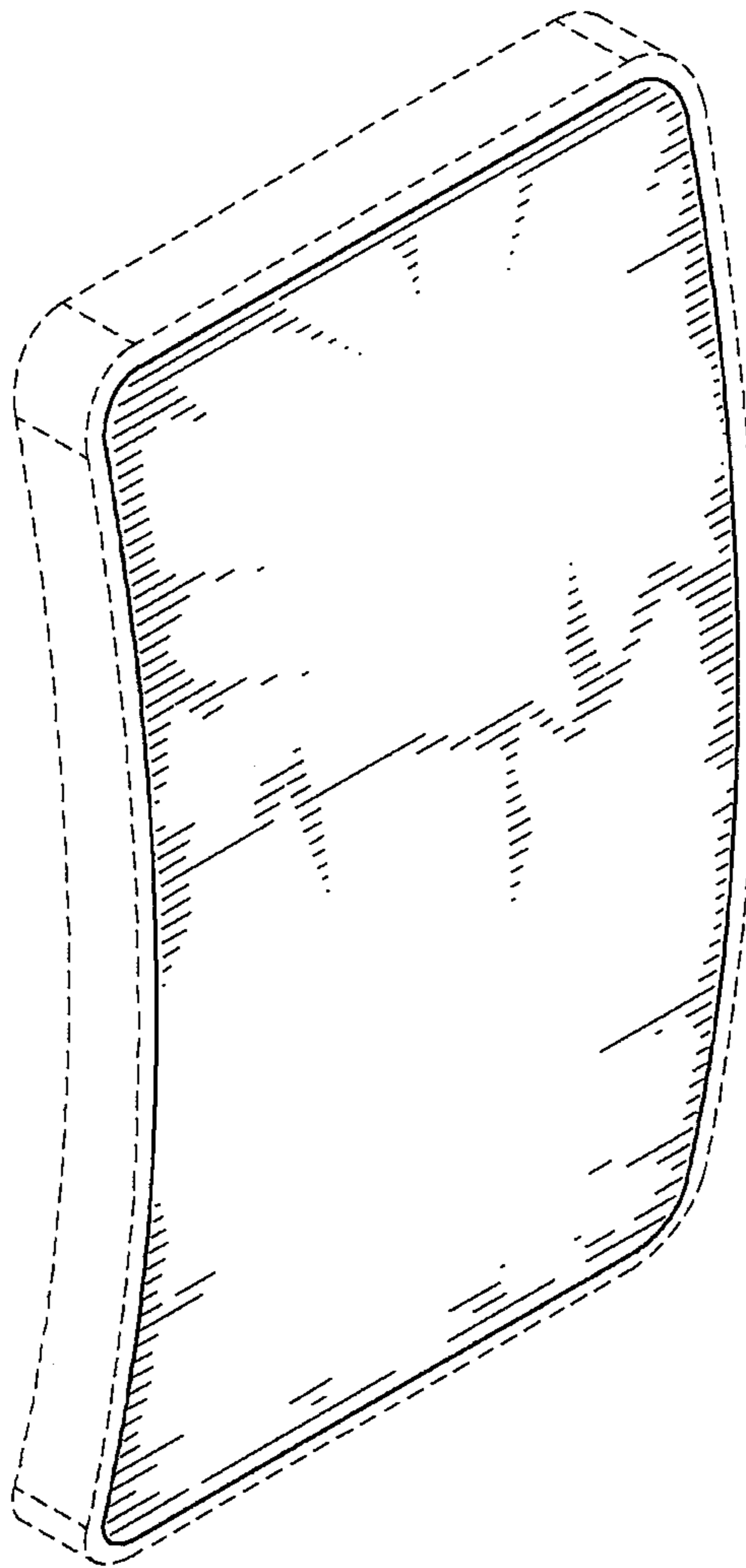


FIG. 2




FIG. 3




FIG. 4

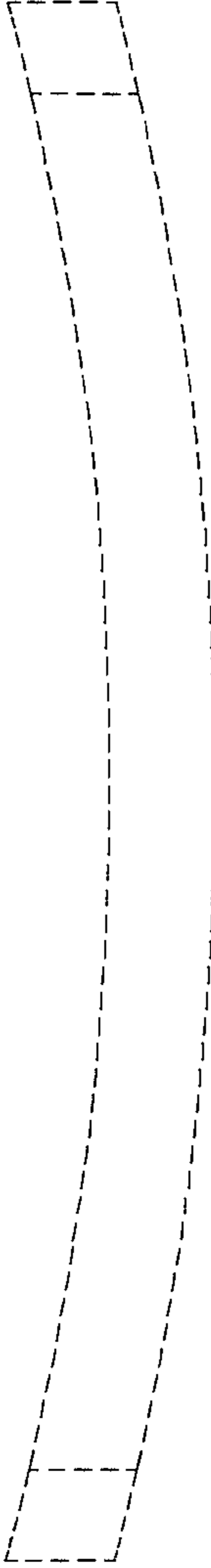


FIG. 5




FIG. 6




FIG. 7

