



US00D715279S

(12) **United States Design Patent**
Lee et al.

(10) **Patent No.:** **US D715,279 S**
(45) **Date of Patent:** **** Oct. 14, 2014**

(54) **MOBILE PHONE**

(71) Applicant: **Samsung Display Co., Ltd.**, Yongin-si (KR)

(72) Inventors: **Woo-Jong Lee**, Yongin (KR); **Hae-Kang Lee**, Yongin (KR); **Sang-Wan Shin**, Yongin (KR); **Young-Seok Kim**, Yongin (KR); **Yong-Joon Lee**, Yongin (KR)

(73) Assignee: **Samsung Display Co., Ltd.**, Yongin-si (KR)

(**) Term: **14 Years**

(21) Appl. No.: **29/445,139**

(22) Filed: **Feb. 7, 2013**

(30) **Foreign Application Priority Data**

Nov. 8, 2012 (KR) 30-2012-0053381

(51) **LOC (10) Cl.** **14-03**

(52) **U.S. Cl.**
USPC **D14/248**

(58) **Field of Classification Search**
USPC D14/138 AD, 138 C, 138 G, 203.7, 230, D14/238.1, 240, 247, 248, 250, 253, 341, D14/346, 356, 439, 440, 447, 496; D13/103, 107, 108, 119; D3/201, 218, D3/247, 269, 273, 301, 303; 206/305, 320; 361/679.56, 679.3, 816; 455/575.1, 455/575.8; D6/332; D16/241; 348/143; 349/58

See application file for complete search history.

(56) **References Cited**

U.S. PATENT DOCUMENTS

D383,795 S 9/1997 Rinicella et al.

D389,194 S 1/1998 Rinicella et al.
D514,590 S * 2/2006 Naruki D14/203.3
D541,272 S * 4/2007 Wang D14/356
D558,763 S * 1/2008 Morganstern et al. D14/480.7
D583,813 S * 12/2008 Maiers et al. D14/356
D624,896 S 10/2010 Park et al.
D635,536 S * 4/2011 Xiao D14/138 AA
D644,989 S * 9/2011 Guccione et al. D13/108
D658,647 S * 5/2012 Tsai D14/356
D662,921 S * 7/2012 Clements et al. D14/243
D675,196 S * 1/2013 Maddern D14/240
D678,270 S * 3/2013 Song et al. D14/341
D688,247 S * 8/2013 Girotti et al. D14/435.1
D692,407 S * 10/2013 Kim D14/138 AD
D705,107 S * 5/2014 Corso et al. D10/106.9

* cited by examiner

Primary Examiner — Thomas Johannes

Assistant Examiner — Chelsea Sealey

(74) *Attorney, Agent, or Firm* — Christie, Parker & Hale, LLP

(57) **CLAIM**

The ornamental design for a mobile phone, as shown and described.

DESCRIPTION

FIG. 1 is a front perspective view of a mobile phone showing our new design;
FIG. 2 is a front view thereof;
FIG. 3 is a rear view thereof;
FIG. 4 is a left side view thereof;
FIG. 5 is a right side view thereof;
FIG. 6 is a top view thereof; and,
FIG. 7 is a bottom view thereof.
The broken lines indicate unclaimed portions of the article that form no part of the claimed design.

1 Claim, 5 Drawing Sheets

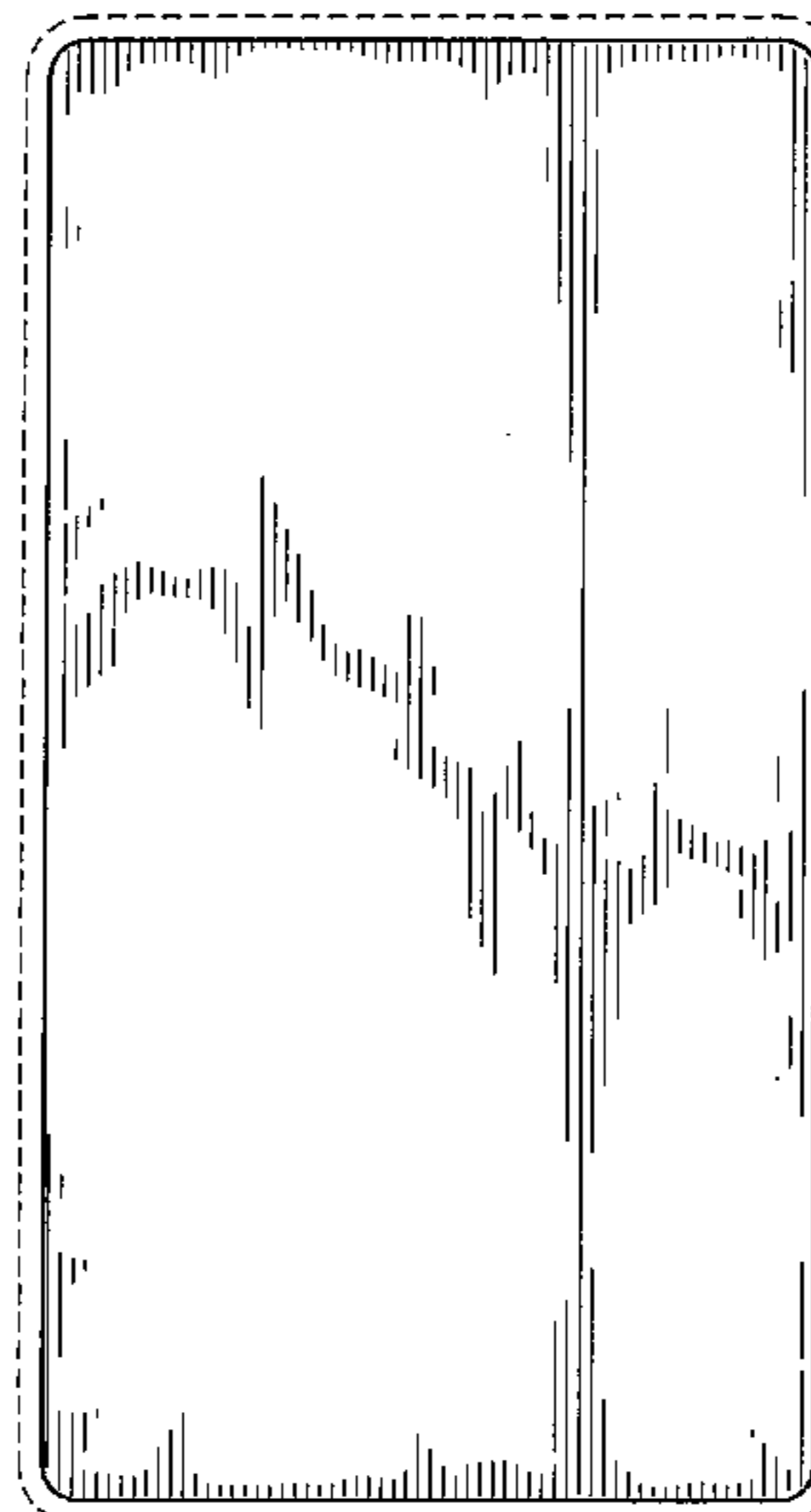
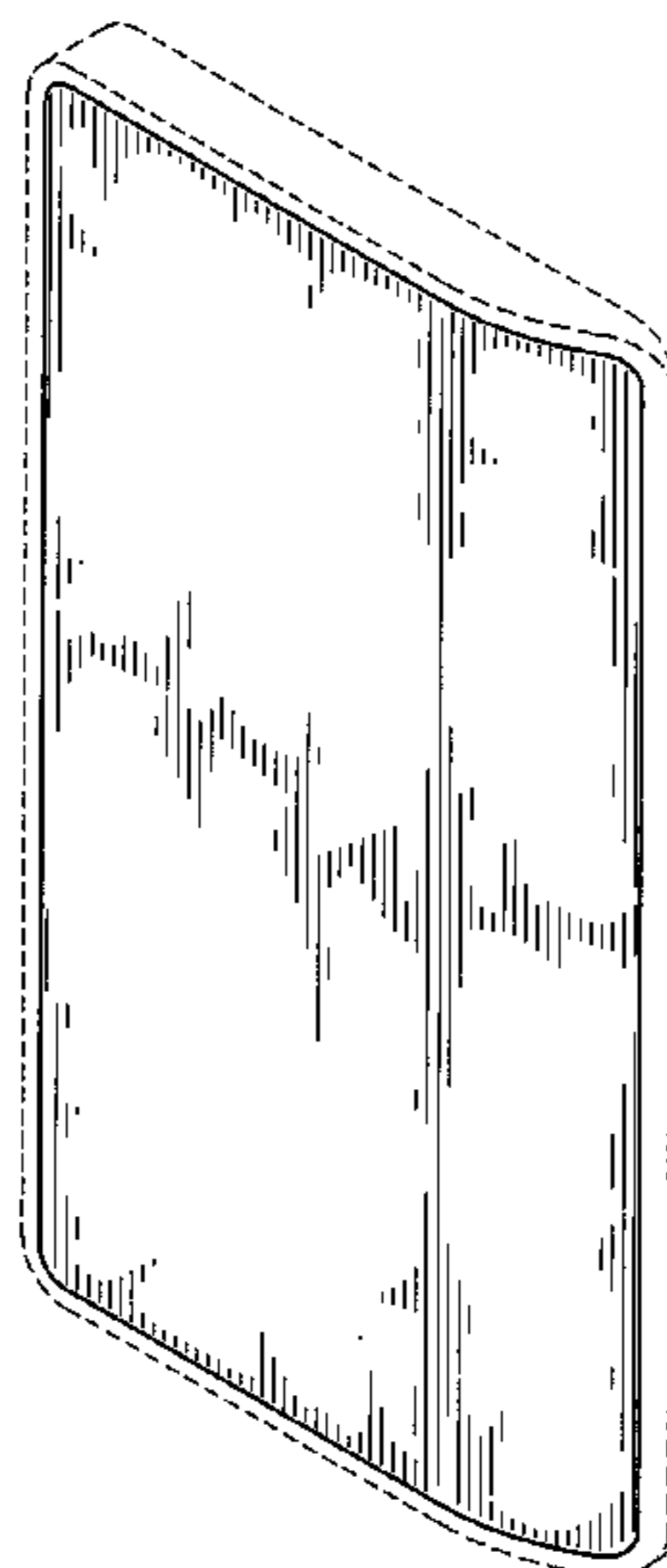


FIG. 1

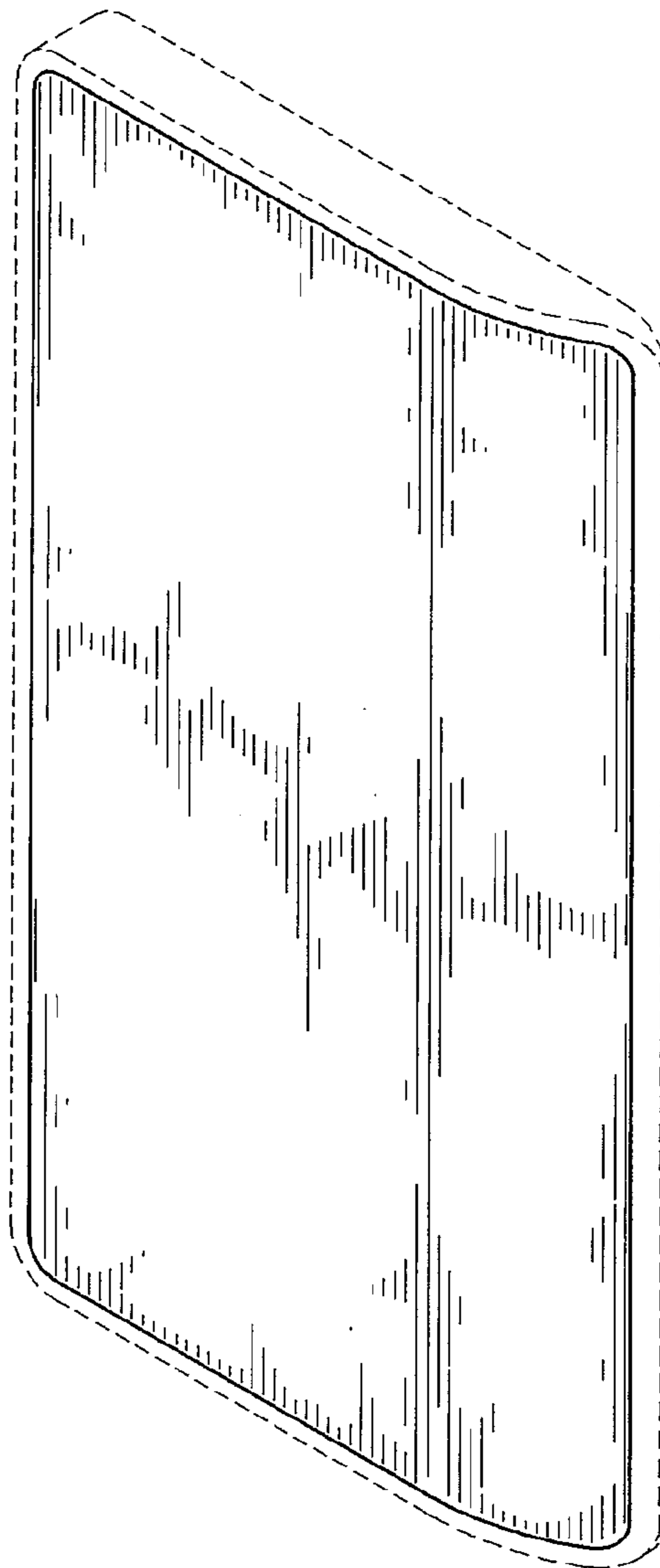


FIG. 2

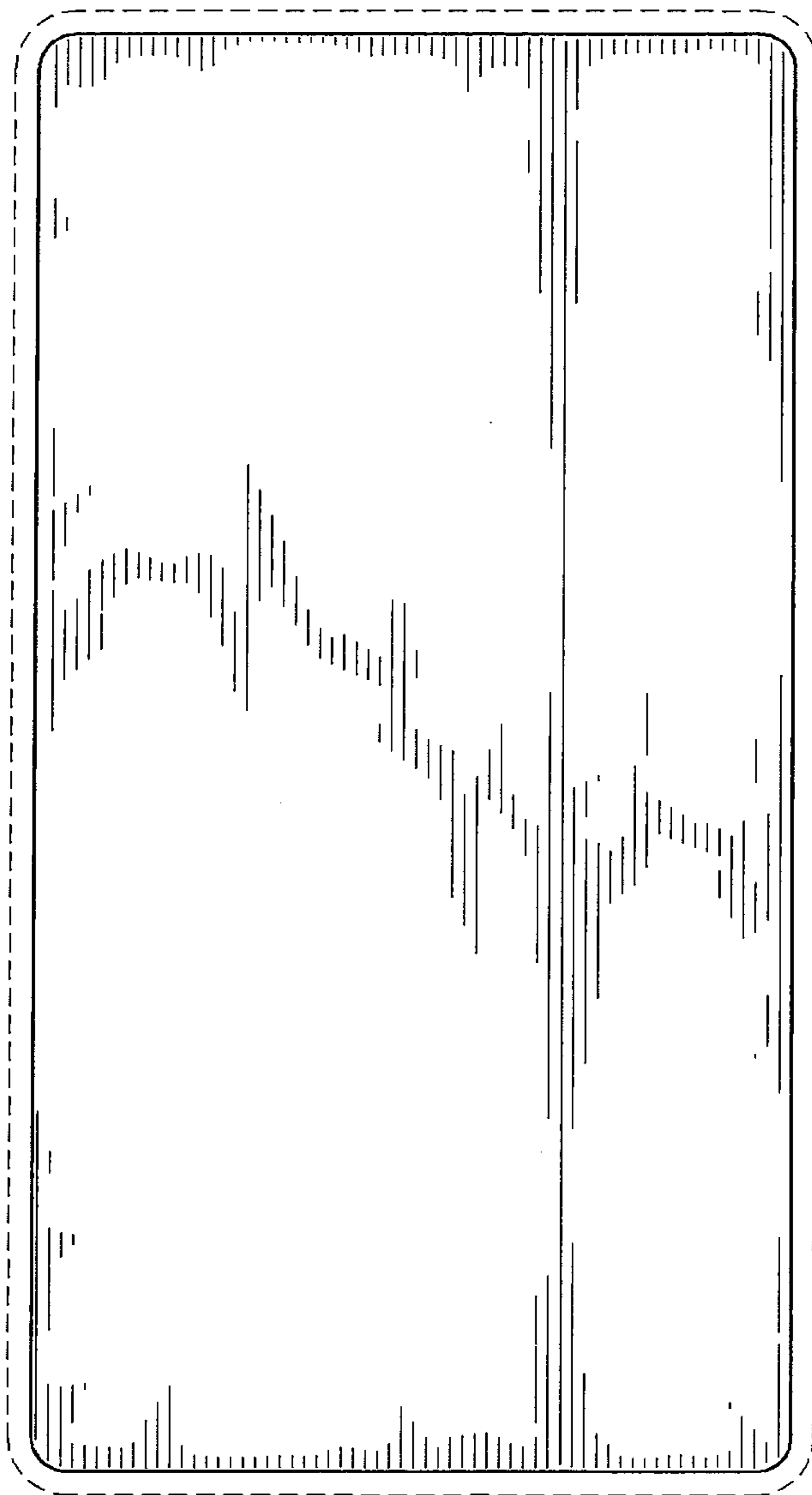


FIG. 3




FIG. 4




FIG. 5



FIG. 6



FIG. 7

