



US00D715265S

(12) **United States Design Patent**
Kuramoto

(10) **Patent No.:** **US D715,265 S**
(45) **Date of Patent:** **** Oct. 14, 2014**

(54) **DIGITAL AUDIO PLAYER WITH A WIRELESS CONNECTION AND MIXING FUNCTION**

USPC D14/162, 167, 168, 175, 188, 196-198, D14/217, 257, 258, 434, 496; 13/163, 164; 84/625, 660, 697; 381/119; 455/350
See application file for complete search history.

(71) Applicant: **Pioneer Corporation**, Kawasaki (JP)

(56) **References Cited**

(72) Inventor: **Takahiro Kuramoto**, Kanagawa (JP)

U.S. PATENT DOCUMENTS

(73) Assignee: **Pioneer Corporation**, Kawasaki-shi, Kanagawa (JP)

D602,914 S * 10/2009 Williamson et al. D14/217
D615,993 S * 5/2010 Ho D14/496

(**) Term: **14 Years**

(Continued)

(21) Appl. No.: **29/444,932**

FOREIGN PATENT DOCUMENTS

(22) Filed: **Feb. 6, 2013**

JP 1333697 S 6/2008
JP 1413839 S 5/2011
JP 1414161 S 5/2011
JP 1435768 S 3/2012

(30) **Foreign Application Priority Data**

OTHER PUBLICATIONS

Aug. 23, 2012 (JP) 2012-020155

Pioneer sound.vision.soul, "Professional DJ Series, More Scratch, Hard Scratch," 2003, <http://www.pioneer.co.jp/cdj/>.

(51) **LOC (10) Cl.** **14-03**

Primary Examiner — Keli L Hill

(52) **U.S. Cl.**

USPC **D14/217**

(74) *Attorney, Agent, or Firm* — Drinker Biddle & Reath LLP

(58) **Field of Classification Search**

CPC G06F 1/1626; G06F 1/1688; G10H 1/46; G10H 1/0008; G10H 1/0025; G10H 3/186; G10H 2210/125; G10H 2240/131; G10H 2250/035; G10L 19/008; G10L 19/167; G11B 19/02; G11B 20/10527; G11B 27/00; G11B 27/34; G11B 27/034; G11B 27/038; G11B 27/105; G11B 33/025; H03G 3/00; H03G 3/04; H03G 3/3005; H03G 3/3089; H03G 5/00; H03G 5/005; H03G 5/025; H03G 9/18; H04B 1/00; H04B 1/034; H04H 3/186; H04H 60/04; H04H 60/05; H04H 60/91; H04M 1/03; H04M 1/035; H04R 3/00; H04R 3/005; H04R 5/04; H04R 2205/021; H04R 2499/11; H04S 3/02; H04S 3/008; H04S 7/30; H04S 2400/15; H04S 2420/03; H04S 2420/07

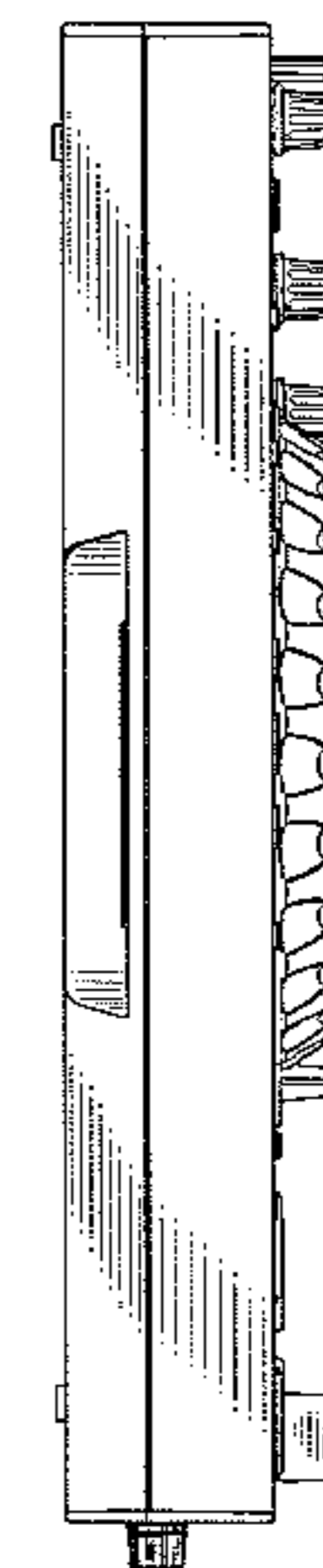
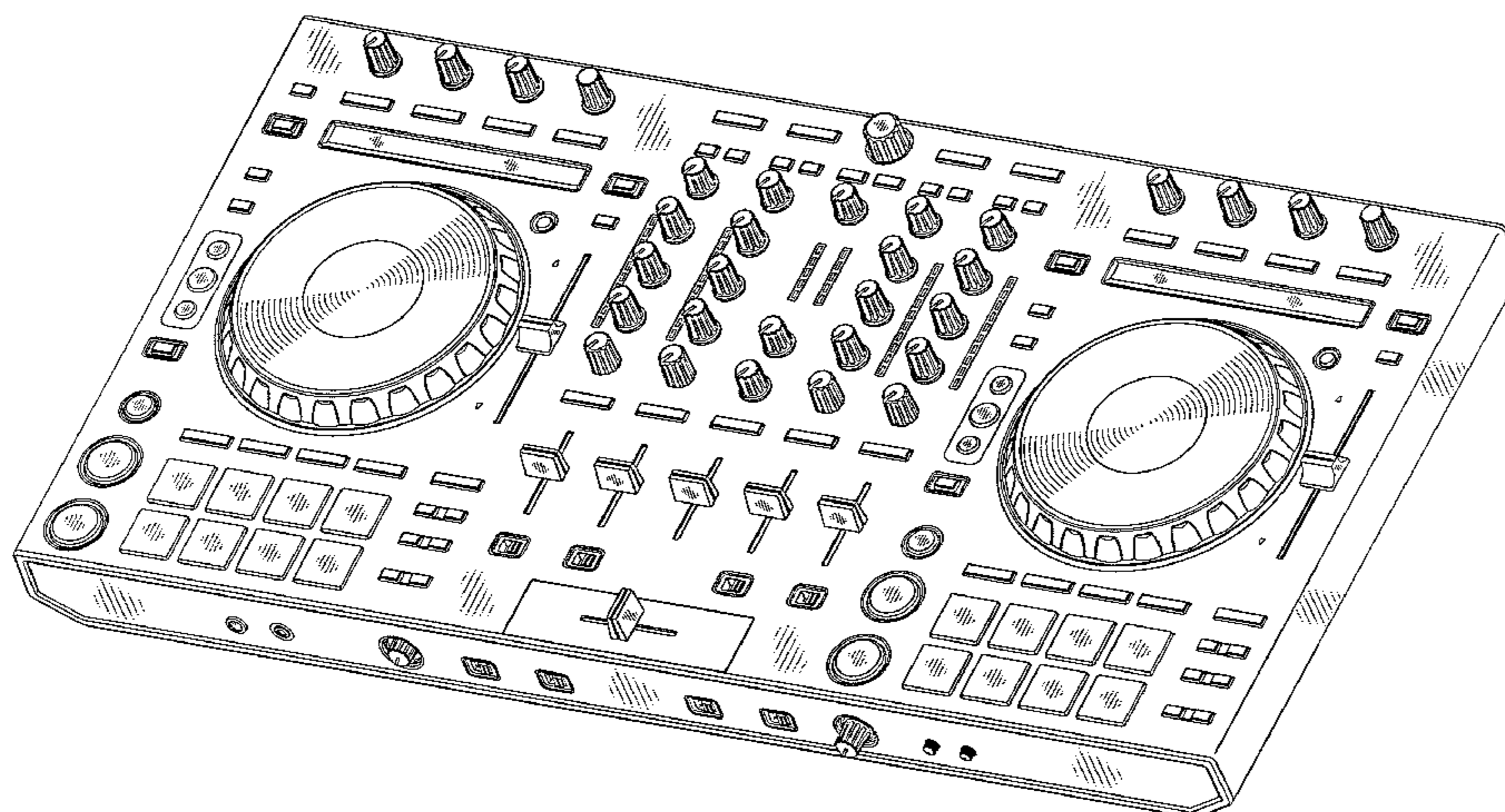
(57) **CLAIM**

The ornamental design for a digital audio player with a wireless connection and mixing function, as shown and described.

DESCRIPTION

FIG. 1 is a perspective view of the front, bottom and right side of a digital audio player with a wireless connection and mixing function showing my new design; FIG. 2 is a front view thereof; FIG. 3 is a rear view thereof; FIG. 4 is a top view thereof; FIG. 5 is a bottom view thereof; FIG. 6 is a left side view thereof; and, FIG. 7 is a right side view thereof.

1 Claim, 7 Drawing Sheets



(56)

References Cited

U.S. PATENT DOCUMENTS

D624,053 S * 9/2010 Williamson et al. D14/217
D641,733 S * 7/2011 Jenkins D14/217
D648,324 S * 11/2011 Medas D14/217
D665,778 S * 8/2012 Langlois D14/217

D666,172 S * 8/2012 Iijima et al. D14/217
D666,173 S * 8/2012 Iijima et al. D14/217
D678,249 S * 3/2013 Kuramoto D14/217
D678,250 S * 3/2013 O'Donnell et al. D14/217
D687,019 S * 7/2013 O'Donnell et al. D14/217
D689,486 S * 9/2013 O'Donnell et al. D14/388
2013/0123961 A1* 5/2013 Roman et al. 700/94

* cited by examiner

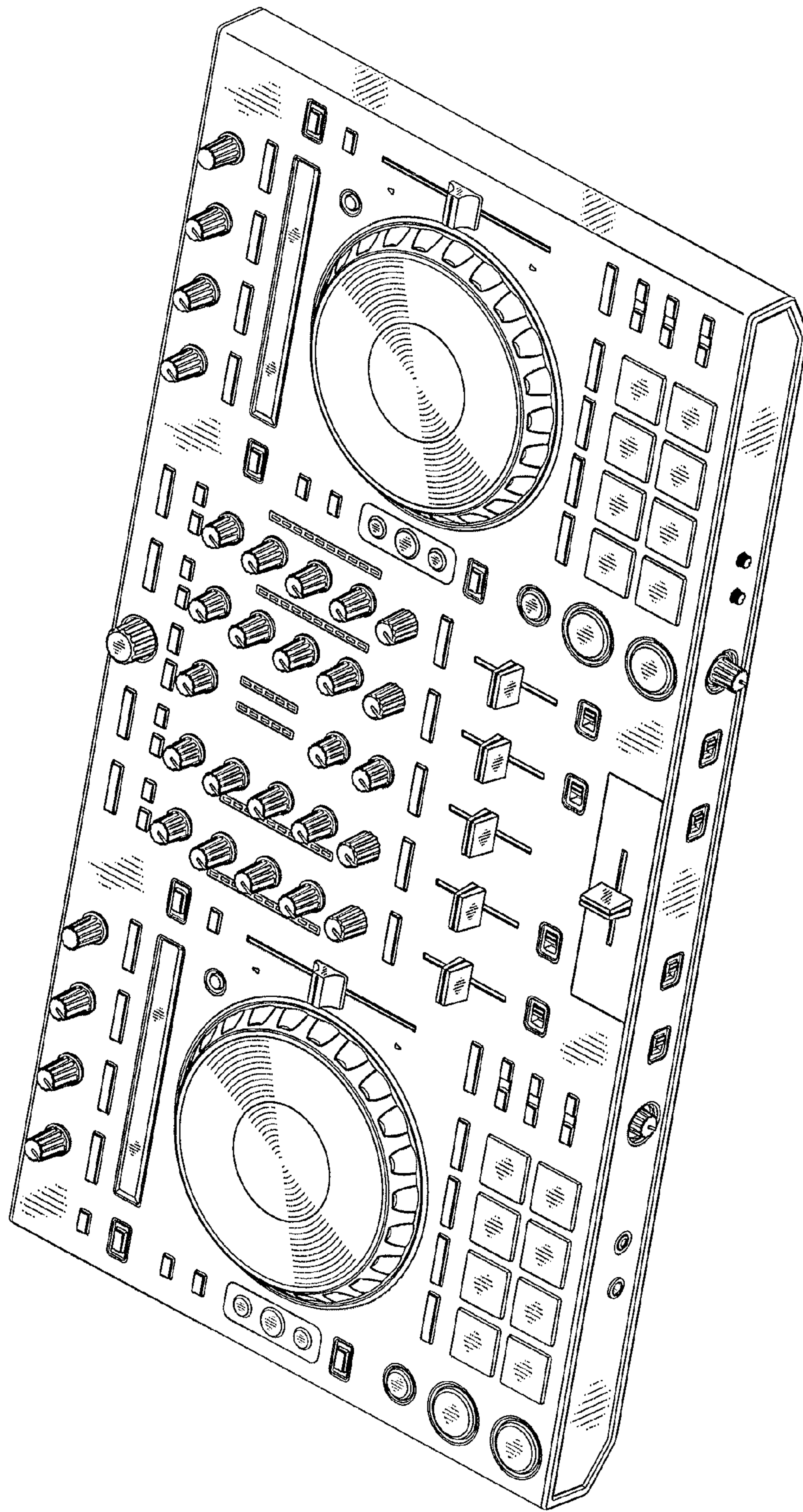


FIG. 1

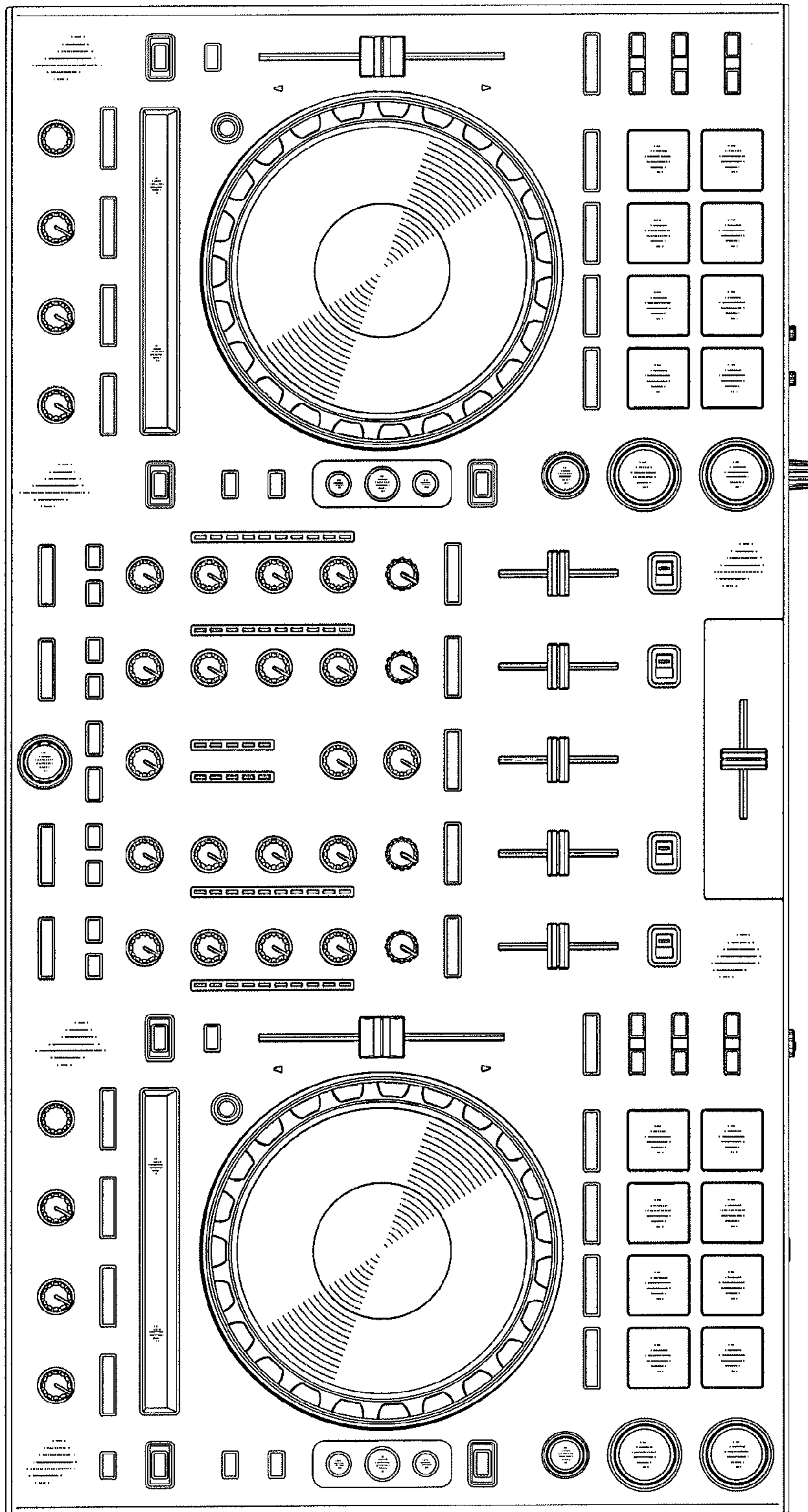


FIG. 2




FIG. 3

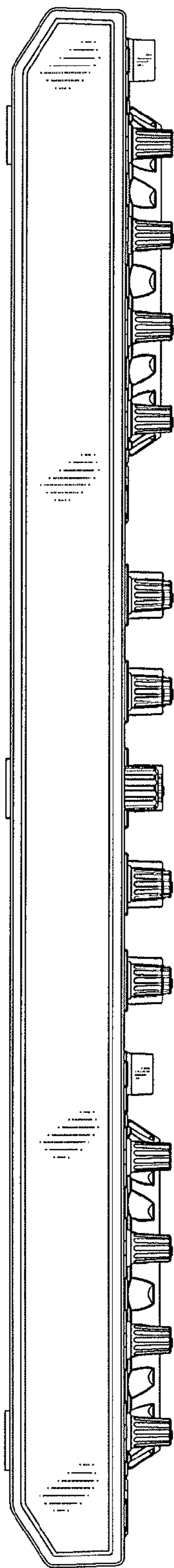


FIG. 4

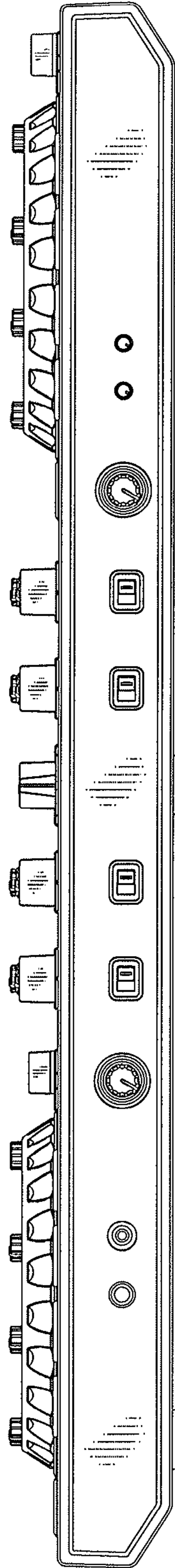


FIG. 5

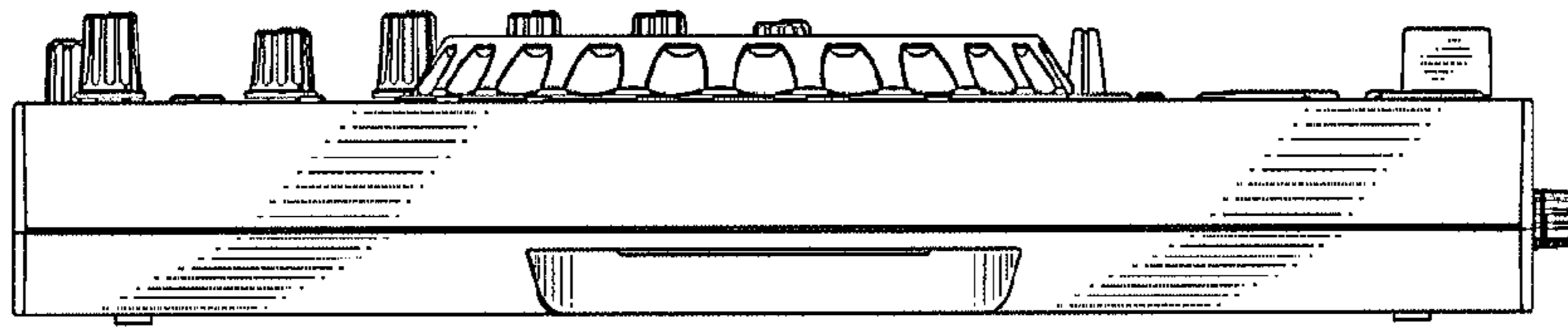


FIG. 6

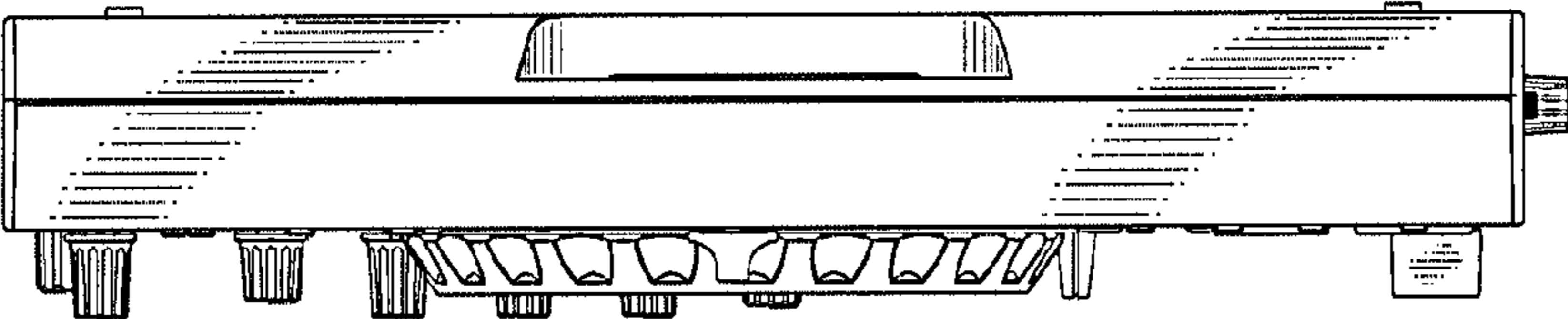


FIG. 7