



US00D715257S

(12) **United States Design Patent**  
**Son et al.**

(10) **Patent No.:** **US D715,257 S**  
(45) **Date of Patent:** **\*\* Oct. 14, 2014**

(54) **SOUND BAR**

181/157, 198, 199; 381/300–303, 306, 332,  
381/333, 336, 345, 361–364, 386–388;  
369/6–12

(71) Applicant: **Samsung Electronics Co., Ltd.**,  
Suwon-si (KR)

See application file for complete search history.

(72) Inventors: **Chae-Joo Son**, Namyangjoo-Si (KR);  
**So-Young Jung**, Incheon-Si (KR)

(56) **References Cited**

(73) Assignee: **Samsung Electronics Co., Ltd.**,  
Suwon-si (KR)

U.S. PATENT DOCUMENTS

(\*\*) Term: **14 Years**

D478,891 S *	8/2003	Hisatsune	.....	D14/211
D589,939 S *	4/2009	Hsu	.....	D14/214
D618,213 S *	6/2010	Goh et al.	.....	D14/209.1
D641,338 S *	7/2011	Chen	.....	D14/209.1
D672,747 S *	12/2012	Khoo et al.	.....	D14/214
D703,194 S *	4/2014	Jacobs et al.	.....	D14/225

(21) Appl. No.: **29/446,950**

\* cited by examiner

(22) Filed: **Feb. 28, 2013**

(30) **Foreign Application Priority Data**

*Primary Examiner* — Keli L Hill

Aug. 29, 2012 (KR) ..... 30-2012-0041448

(74) *Attorney, Agent, or Firm* — NSIP Law

(51) **LOC (10) Cl.** ..... **14-03**

(57) **CLAIM**

(52) **U.S. Cl.**  
USPC ..... **D14/214**

The ornamental design for a sound bar, as shown and described.

(58) **Field of Classification Search**

**DESCRIPTION**

CPC .... B60R 11/0217; H04M 1/03; H04M 1/035;  
H04N 5/642; H04N 21/4852; H04R 1/02;  
H04R 1/06; H04R 1/021; H04R 1/025;  
H04R 1/026; H04R 1/028; H04R 1/105;  
H04R 1/323; H04R 1/403; H04R 1/2803;  
H04R 1/2834; H04R 5/02; H04R 7/20;  
H04R 9/06; H04R 9/025; H04R 2201/021;  
H04R 2400/00; H04R 2400/07; H04R  
2499/11; H04R 2499/12; H04R 2499/15;  
H04S 3/00; H04S 7/30; G06F 1/1688  
USPC ..... D14/167, 168, 170–172, 188, 194–196,  
D14/204, 207, 209.1, 210–216, 221, 222,  
D14/224; 181/143, 144, 147, 148, 150, 153,

FIG. 1 is a front perspective view of a sound bar;  
FIG. 2 is a front view of the sound bar of FIG. 1;  
FIG. 3 is a rear view of the sound bar of FIG. 1;  
FIG. 4 is a left-side view of the sound bar of FIG. 1;  
FIG. 5 is a right-side view of the sound bar of FIG. 1;  
FIG. 6 is a top plan view of the sound bar of FIG. 1;  
FIG. 7 is a bottom plan view of the sound bar of FIG. 1; and,  
FIG. 8 is a rear perspective view of the sound bar of FIG. 1.

**1 Claim, 5 Drawing Sheets**

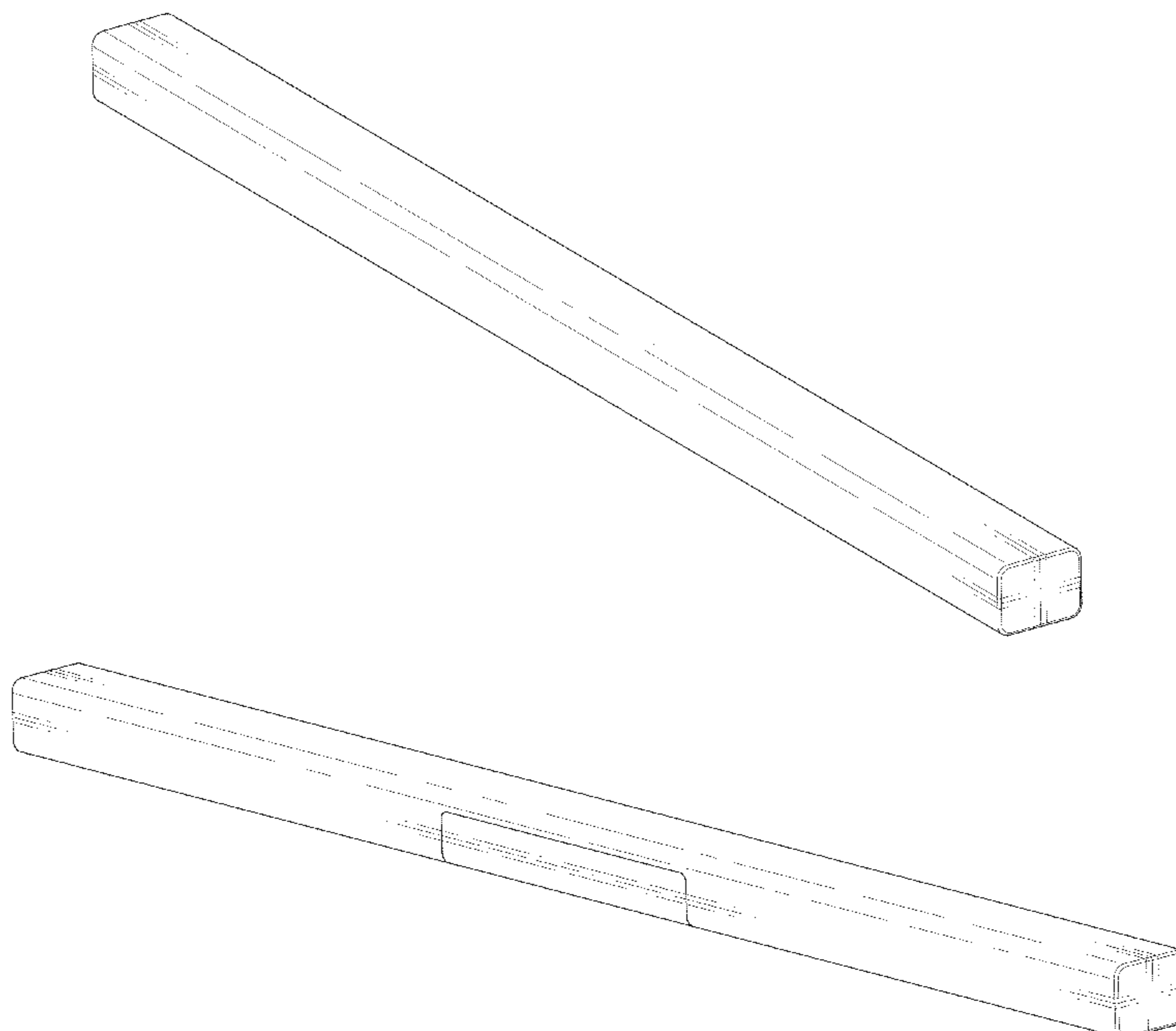


FIG. 1

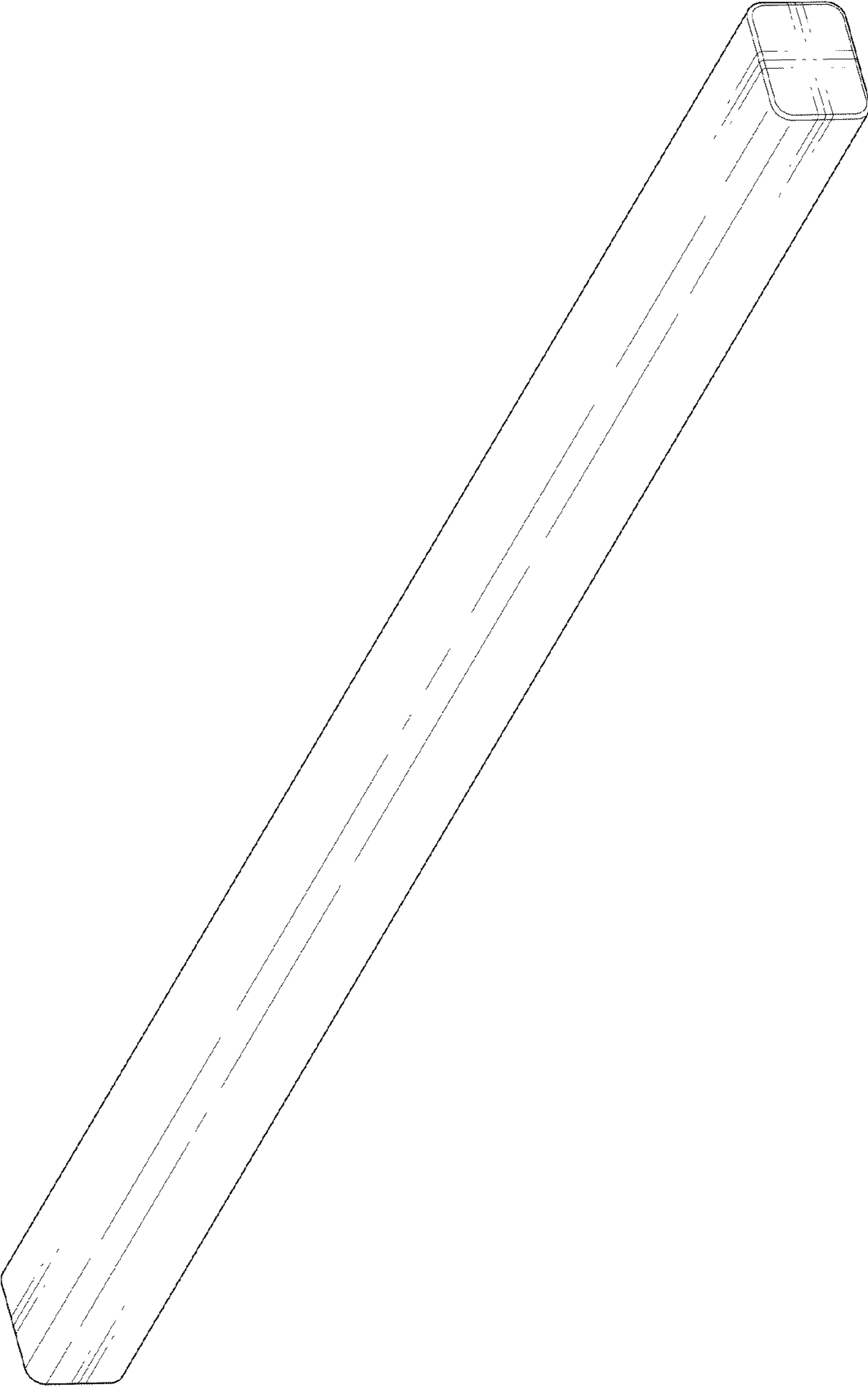


FIG. 2




FIG. 3




FIG. 4

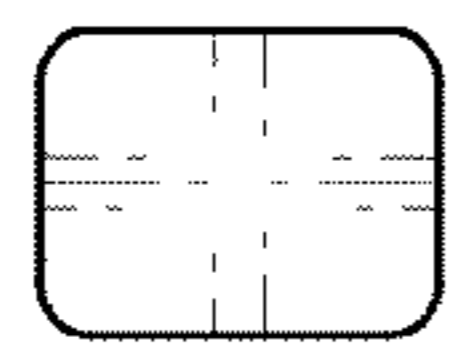


FIG. 5

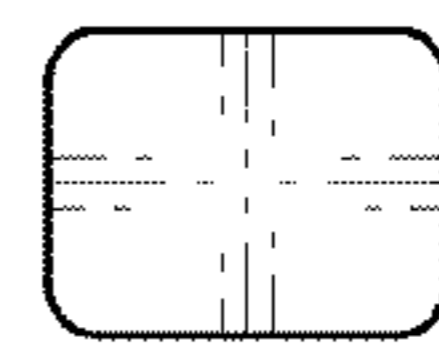


FIG. 6




FIG. 7




FIG. 8

