



US00D715253S

(12) **United States Design Patent**
Lee et al.

(10) **Patent No.:** **US D715,253 S**
(45) **Date of Patent:** **** Oct. 14, 2014**

- (54) **PAIR OF IN-EAR HEADPHONES**
- (71) Applicant: **Monster, LLC**, Las Vegas, NV (US)
- (72) Inventors: **Noel Lee**, Las Vegas, NV (US);
Kendrew Lee, Hong Kong (CN); **Man Ting Lo**, Hong Kong (CN)
- (73) Assignee: **Monster, LLC**, Brisbane, CA (US)
- (**) Term: **14 Years**
- (21) Appl. No.: **29/466,266**
- (22) Filed: **Sep. 5, 2013**
- (51) **LOC (10) Cl.** **14-01**
- (52) **U.S. Cl.**
USPC **D14/205**
- (58) **Field of Classification Search**
CPC H04R 1/10
USPC D14/205, 206, 223, 192, 142, 168, 225;
181/129, 130, 135; 379/430, 431;
381/328, 330, 380, 381, 384, 370
See application file for complete search history.

D607,875	S	*	1/2010	Pedersen, II	D14/206
D614,168	S	*	4/2010	Rogers et al.	D14/206
D637,181	S	*	5/2011	Fuller et al.	D14/223
D641,008	S	*	7/2011	Lee et al.	D14/223
D641,737	S	*	7/2011	Krauss et al.	D14/223
8,073,181	B2	*	12/2011	Bakalos et al.	381/384
D652,817	S	*	1/2012	Lee et al.	D14/205
D659,117	S	*	5/2012	Krauss et al.	D14/205
D674,373	S	*	1/2013	Combs et al.	D14/205
D674,377	S	*	1/2013	Schaefer	D14/223
D684,950	S	*	6/2013	Schaal et al.	D14/205
D684,953	S	*	6/2013	Schaal et al.	D14/223
D685,761	S	*	7/2013	Fletcher et al.	D14/205
D685,764	S	*	7/2013	Coulter	D14/205
D686,191	S	*	7/2013	Schaal et al.	D14/205
D687,410	S	*	8/2013	Fletcher et al.	D14/205
D698,761	S	*	2/2014	Bao	D14/223
D700,167	S	*	2/2014	Hardi	D14/205
D702,667	S	*	4/2014	Yang	D14/223
2006/0285715	A1	*	12/2006	Drambarean et al.	381/380
2011/0142276	A1	*	6/2011	Uchida et al.	381/370
2013/0077815	A1	*	3/2013	Stephenson	381/370

* cited by examiner

Primary Examiner — Paula Greene

(74) *Attorney, Agent, or Firm* — Sentinel IP; John Nielsen

(57) **CLAIM**

The ornamental design for a pair of in ear headphones, as shown and described.

DESCRIPTION

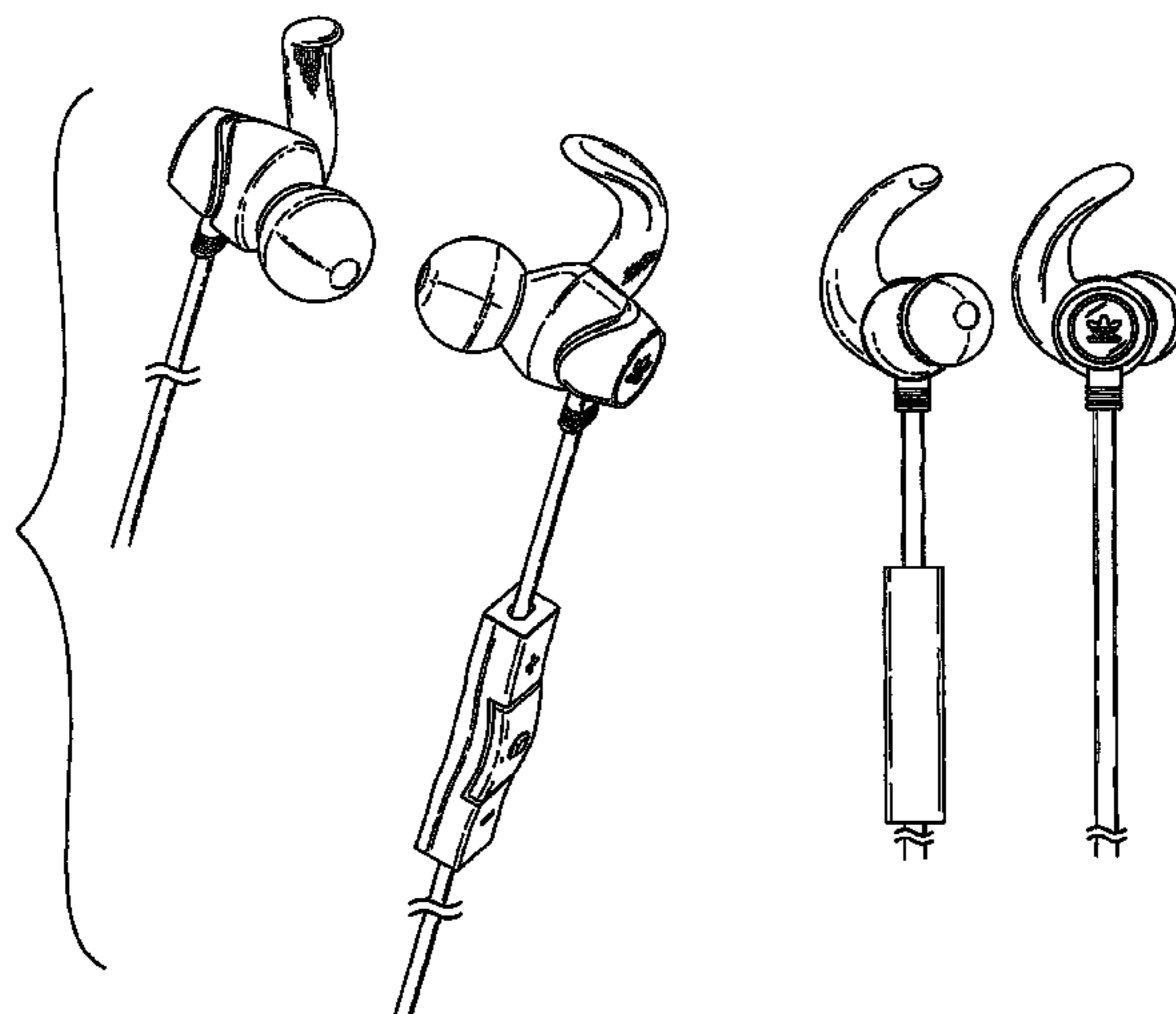
FIG. 1 is a perspective view of a pair of in ear headphones showing our new design;
 FIG. 2 is a front view thereof;
 FIG. 3 is a rear view thereof;
 FIG. 4 is a left view thereof;
 FIG. 5 is a right view thereof;
 FIG. 6 is a top view thereof; and,
 FIG. 7 is a bottom view thereof.
 The broken lines of the pair of in ear headphones form no part of the claimed design.

1 Claim, 4 Drawing Sheets

(56) **References Cited**

U.S. PATENT DOCUMENTS

D299,922	S	*	2/1989	Schremmer	D14/218
5,222,151	A	*	6/1993	Nagayoshi et al.	381/380
D554,626	S	*	11/2007	Christopher	D14/223
D558,735	S	*	1/2008	Carr et al.	D14/206
D569,841	S	*	5/2008	Chung et al.	D14/205
D572,703	S	*	7/2008	Ledbetter et al.	D14/205
D578,508	S	*	10/2008	Wang	D14/206
D582,389	S	*	12/2008	Bose et al.	D14/205
D584,284	S	*	1/2009	Carr et al.	D14/206
D587,681	S	*	3/2009	Yanai	D14/205
D594,441	S	*	6/2009	Lee et al.	D14/205
D598,894	S	*	8/2009	Masuda et al.	D14/205
D599,778	S	*	9/2009	Ando	D14/205
D602,475	S	*	10/2009	Martin	D14/223
D605,628	S	*	12/2009	Ando	D14/205



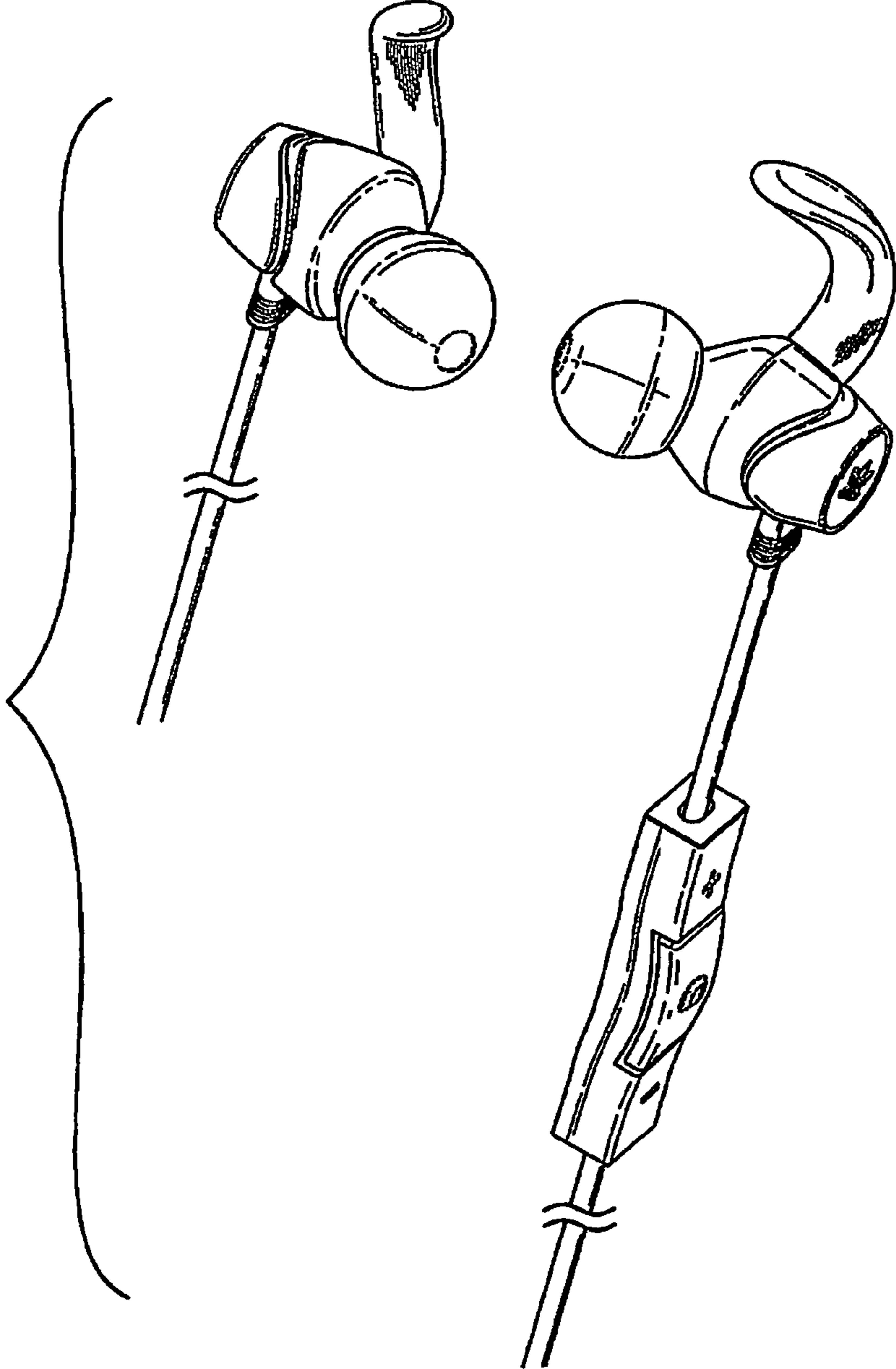


FIG. 1

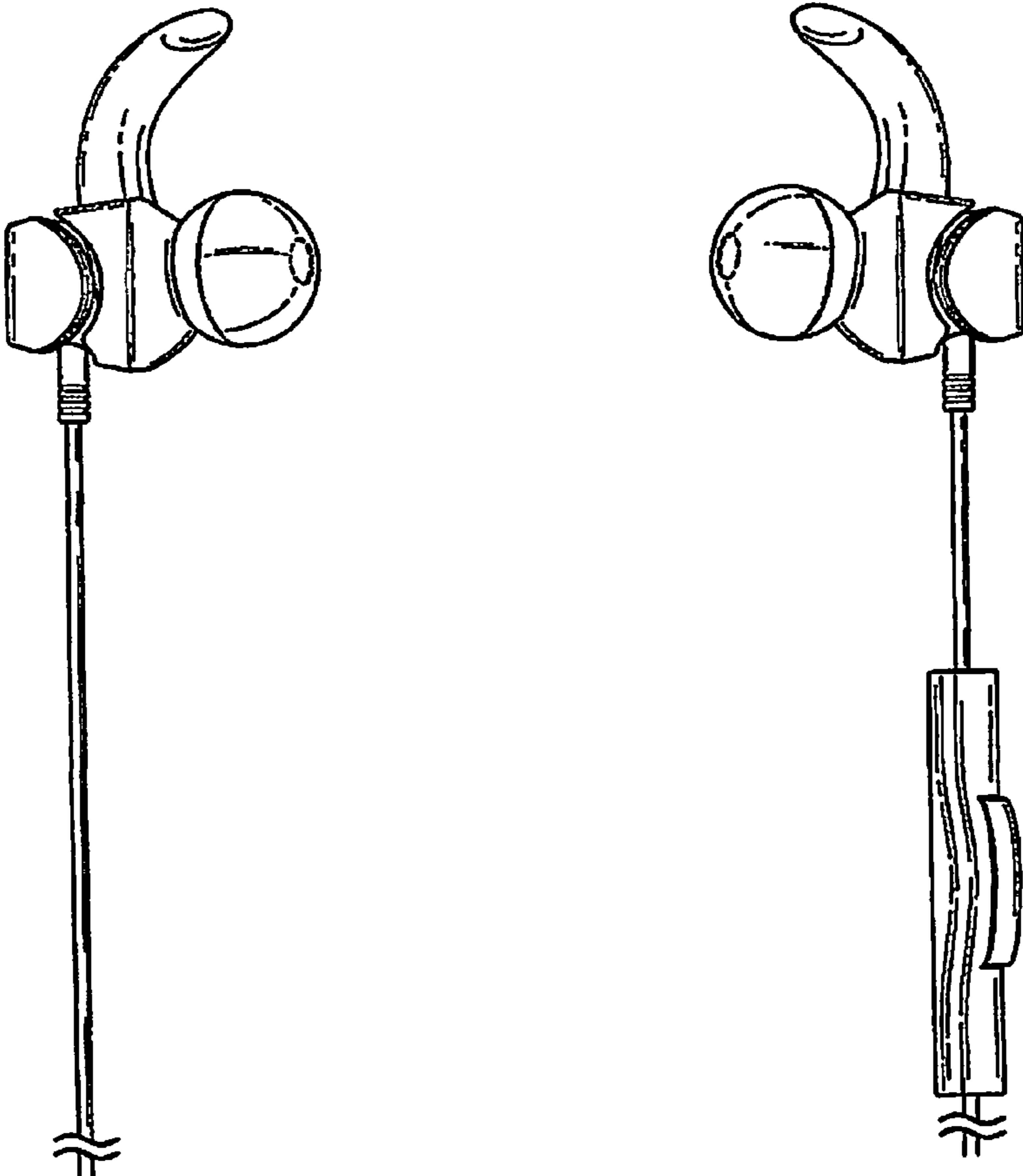


FIG. 2

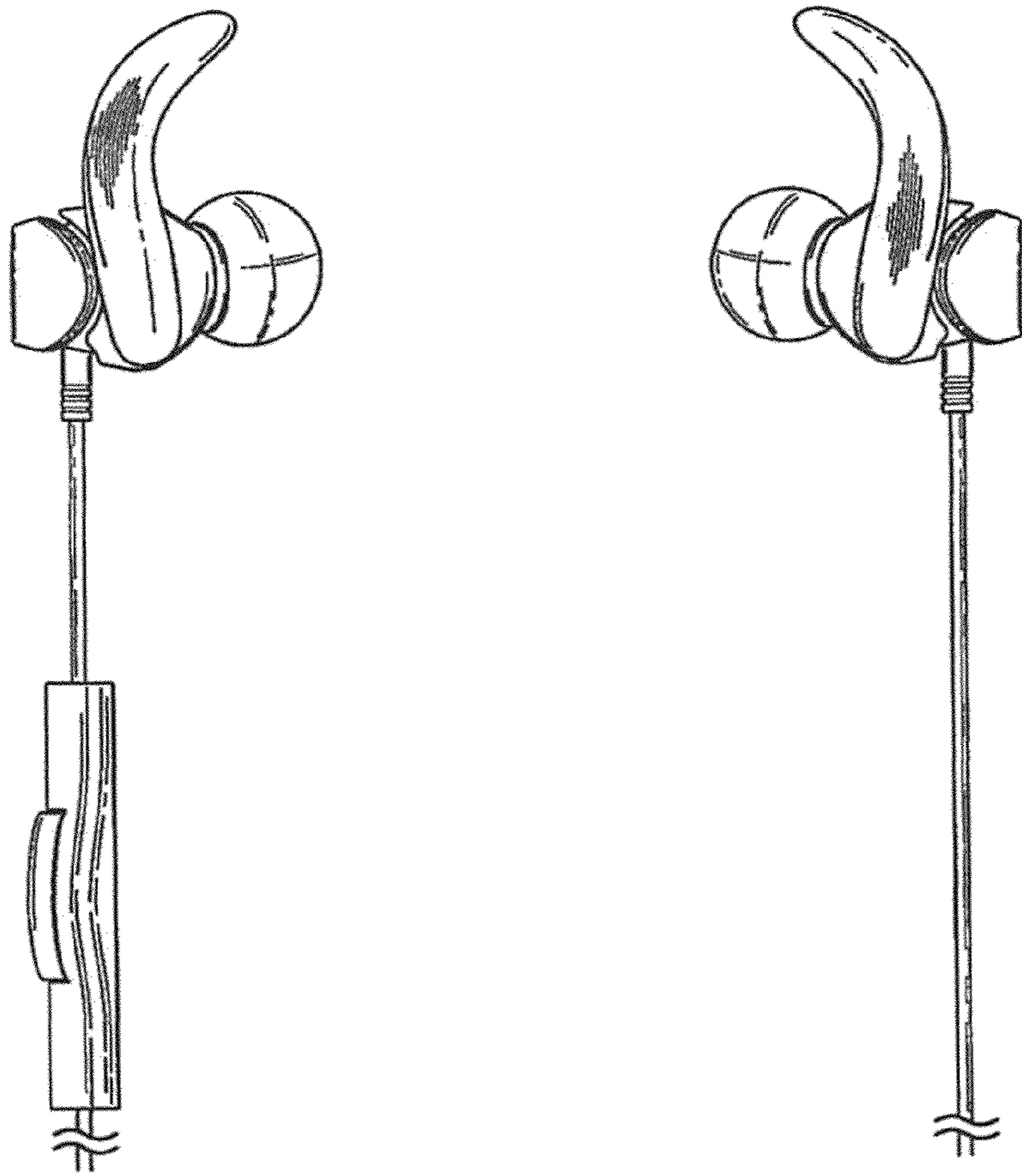


FIG. 3

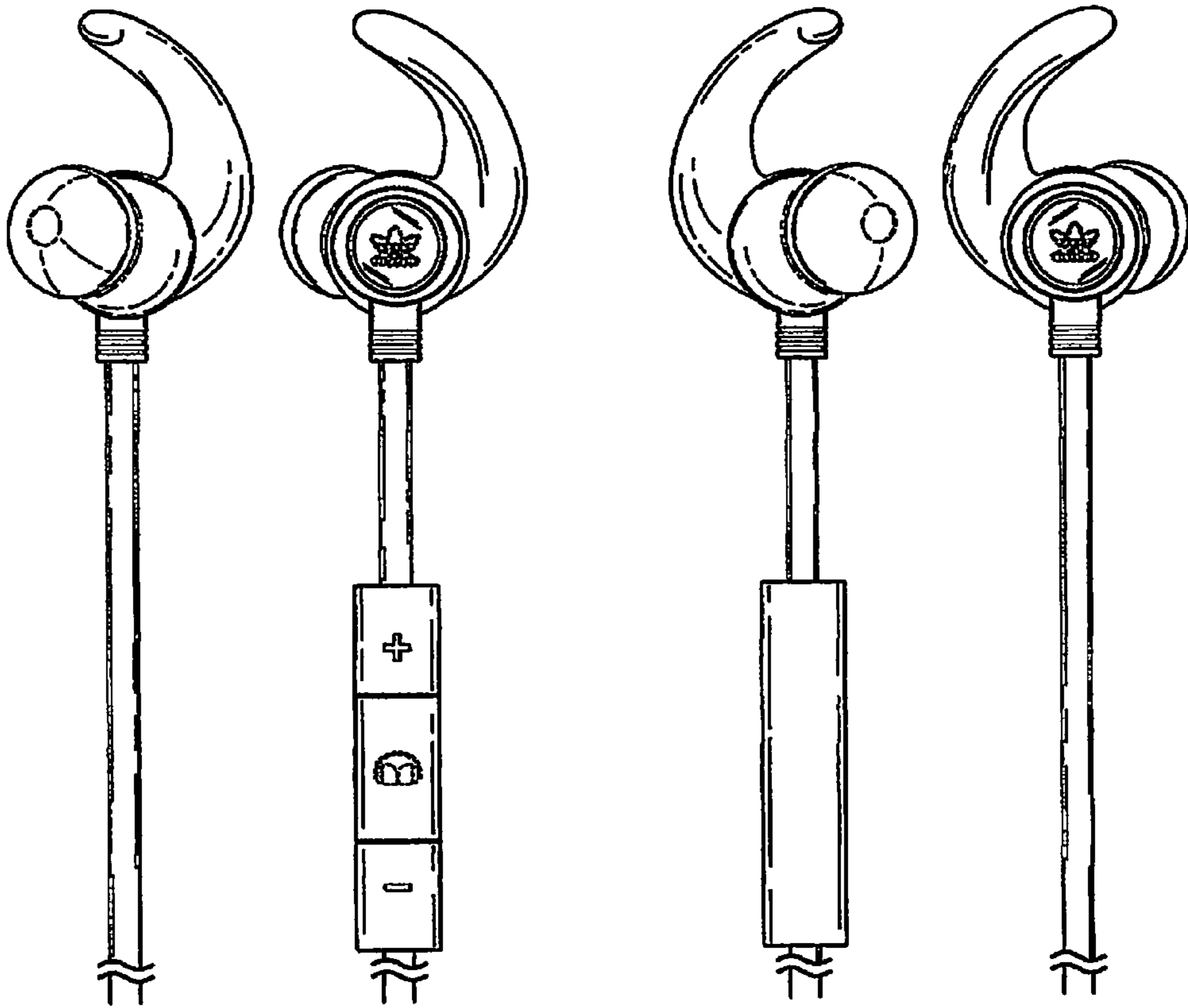


FIG. 4

FIG. 5

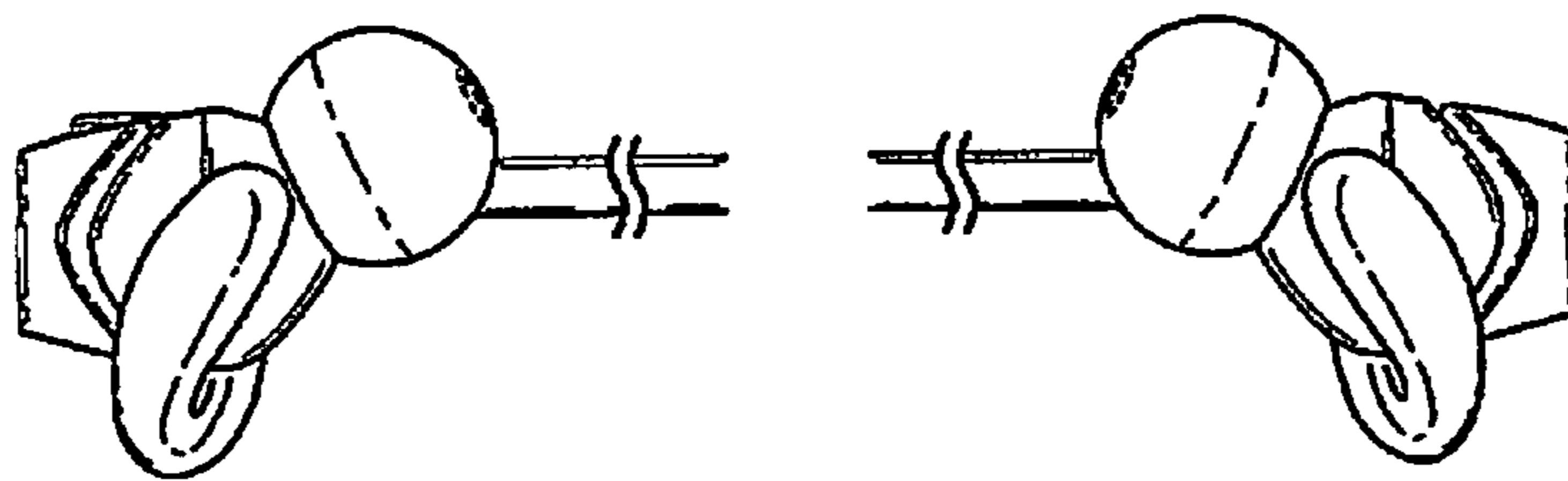


FIG. 6

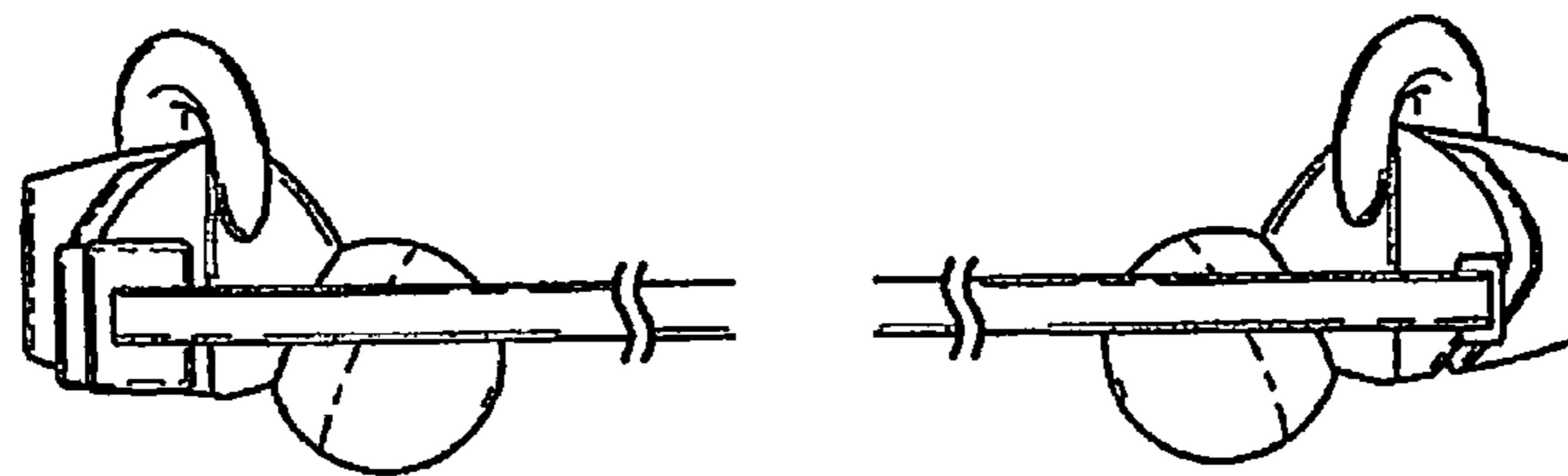


FIG. 7