



US00D715215S

(12) **United States Design Patent**
Lamb

(10) **Patent No.:** **US D715,215 S**
(45) **Date of Patent:** **** Oct. 14, 2014**

- (54) **TIRE TREAD FOR A VEHICLE TIRE**
- (71) Applicant: **Continental Reifen Deutschland GmbH, Hannover (DE)**
- (72) Inventor: **Matthew Lamb, Waxhaw, NC (US)**
- (73) Assignee: **Continental Reifen Deutschland GmbH, Hannover (DE)**
- (**) Term: **14 Years**
- (21) Appl. No.: **29/461,692**
- (22) Filed: **Jul. 26, 2013**
- (51) **LOC (10) Cl.** **12-15**
- (52) **U.S. Cl.**
USPC **D12/531**
- (58) **Field of Classification Search**
USPC D12/505-532, 900-901;
152/209.1-209.9, 209.11-209.19,
152/209.21-209.28, 455
See application file for complete search history.

D526,270 S *	8/2006	Miyasaka	D12/532
D592,586 S *	5/2009	Maxwell et al.	D12/531
D601,940 S *	10/2009	Hughes et al.	D12/521
D639,721 S *	6/2011	Berryman et al.	D12/532
D644,595 S *	9/2011	Iwabuchi et al.	D12/532
D661,241 S *	6/2012	Sareen	D12/515
D666,139 S *	8/2012	Miyazaki	D12/531
D675,975 S *	2/2013	Nakamura et al.	D12/531
D686,141 S *	7/2013	Miyazaki	D12/531
D687,367 S *	8/2013	Kawasaki	D12/532
D700,880 S *	3/2014	Takemoto	D12/531

* cited by examiner

Primary Examiner — Stacia Cadmus

(74) *Attorney, Agent, or Firm* — Laurence A. Greenberg;
Werner H. Stemer; Ralph E. Locher

(57) **CLAIM**

The ornamental design for a tire tread of a vehicle tire, as shown and described.


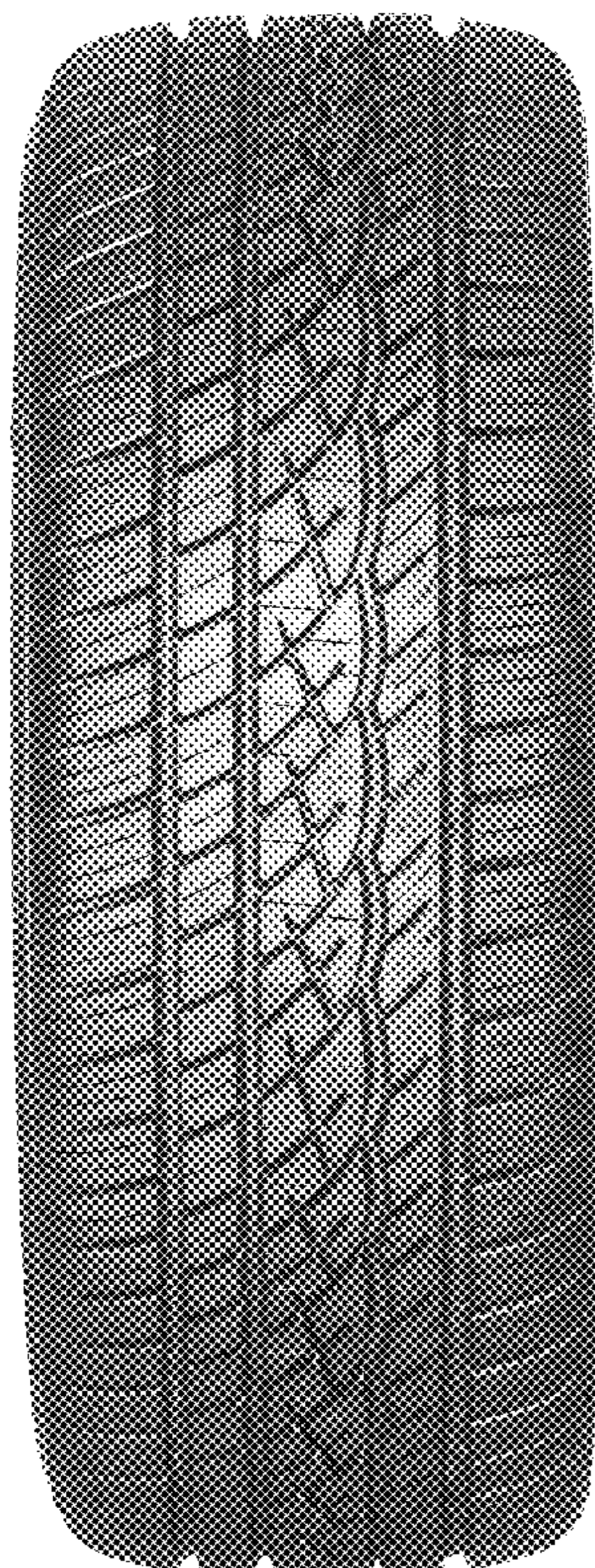
DESCRIPTION

FIG. 1 is a front view of the tire tread for a vehicle tire, showing my new design;
FIG. 2 is an enlarged partial front view thereof;
FIG. 3 is a perspective view thereof;
FIG. 4 is a left side view thereof; and,
FIG. 5 is a right side view thereof.

1 Claim, 5 Drawing Sheets

(56) **References Cited**
U.S. PATENT DOCUMENTS

D335,478 S *	5/1993	Slingluff et al.	D12/531
D504,386 S *	4/2005	Seifert	D12/532






FIG. 1



FIG. 2



FIG. 3

FIG. 4



FIG. 5

