



US00D715207S

(12) **United States Design Patent**
Coghill, Jr.

(10) **Patent No.:** **US D715,207 S**
(45) **Date of Patent:** **** Oct. 14, 2014**

(54) **RIM**
(71) Applicant: **Thomas Coghill, Jr.**, Deerfield Beach,
FL (US)
(72) Inventor: **Thomas Coghill, Jr.**, Deerfield Beach,
FL (US)
(**) Term: **14 Years**
(21) Appl. No.: **29/482,405**
(22) Filed: **Feb. 18, 2014**
(51) **LOC (10) Cl.** **12-16**
(52) **U.S. Cl.**
USPC **D12/206**
(58) **Field of Classification Search**
CPC B60B 7/00; B60B 7/02; B60B 7/04;
B60B 7/01; B60B 7/06; B60B 3/04; B60B
3/10; B60B 3/06; B60B 3/02; B60B 1/00;
B60B 1/08; B60B 1/10; B60B 1/12
USPC D12/204–213
See application file for complete search history.

D433,369 S * 11/2000 Chung D12/208
D439,875 S * 4/2001 Zemlicka D12/208
D501,813 S * 2/2005 Ikeda et al. D12/208
D508,005 S * 8/2005 Ikeda et al. D12/208
D578,945 S * 10/2008 McGoon, IV D12/204
D589,862 S * 4/2009 Cappellotto D12/208
D647,448 S * 10/2011 Chen D12/208
D650,731 S * 12/2011 Chen D12/208
D673,091 S * 12/2012 Li D12/208

* cited by examiner

Primary Examiner — Stacia Cadmus
(74) *Attorney, Agent, or Firm* — James A. Italia; Italia IP

(57) **CLAIM**
The ornamental design for a rim, as shown and described.

DESCRIPTION

FIG. 1 is a perspective view of a rim showing my new design;
FIG. 2 is a front elevational view of the invention;
FIG. 3 is a rear elevational view of the invention;
FIG. 4 is a right-side elevational view of the invention;
FIG. 5 is a left-side elevational view of the invention;
FIG. 6 is a top plan view of the invention; and,
FIG. 7 is a bottom plan view of the invention.

1 Claim, 4 Drawing Sheets

(56) **References Cited**
U.S. PATENT DOCUMENTS
D216,785 S * 3/1970 Hata D12/208
D277,953 S * 3/1985 Hess D12/208





FIG. 1

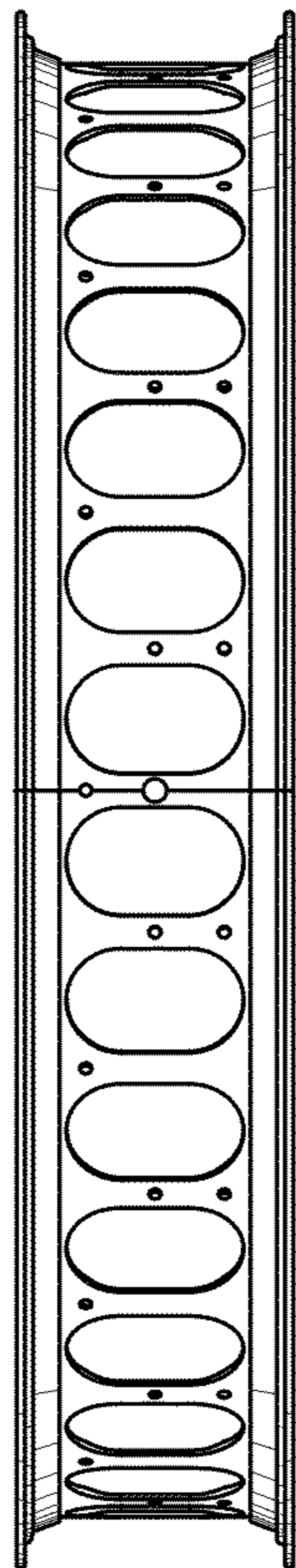


FIG. 2

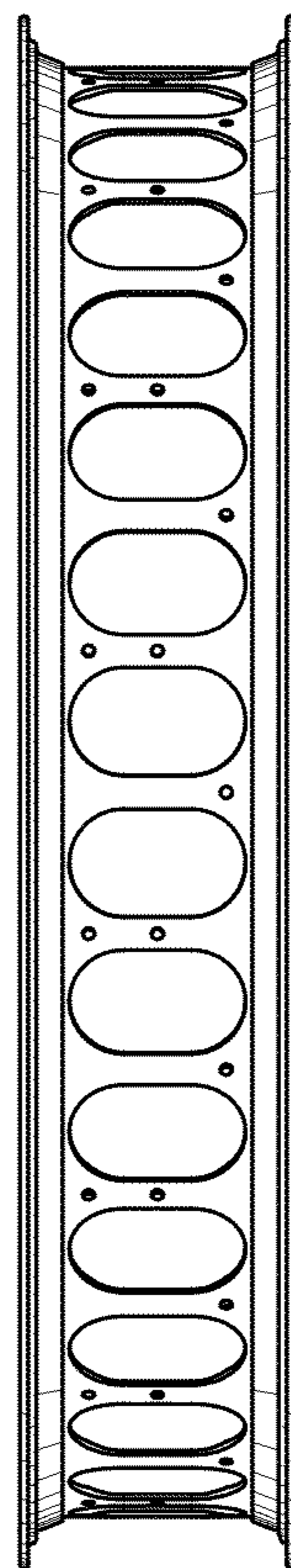


FIG. 3

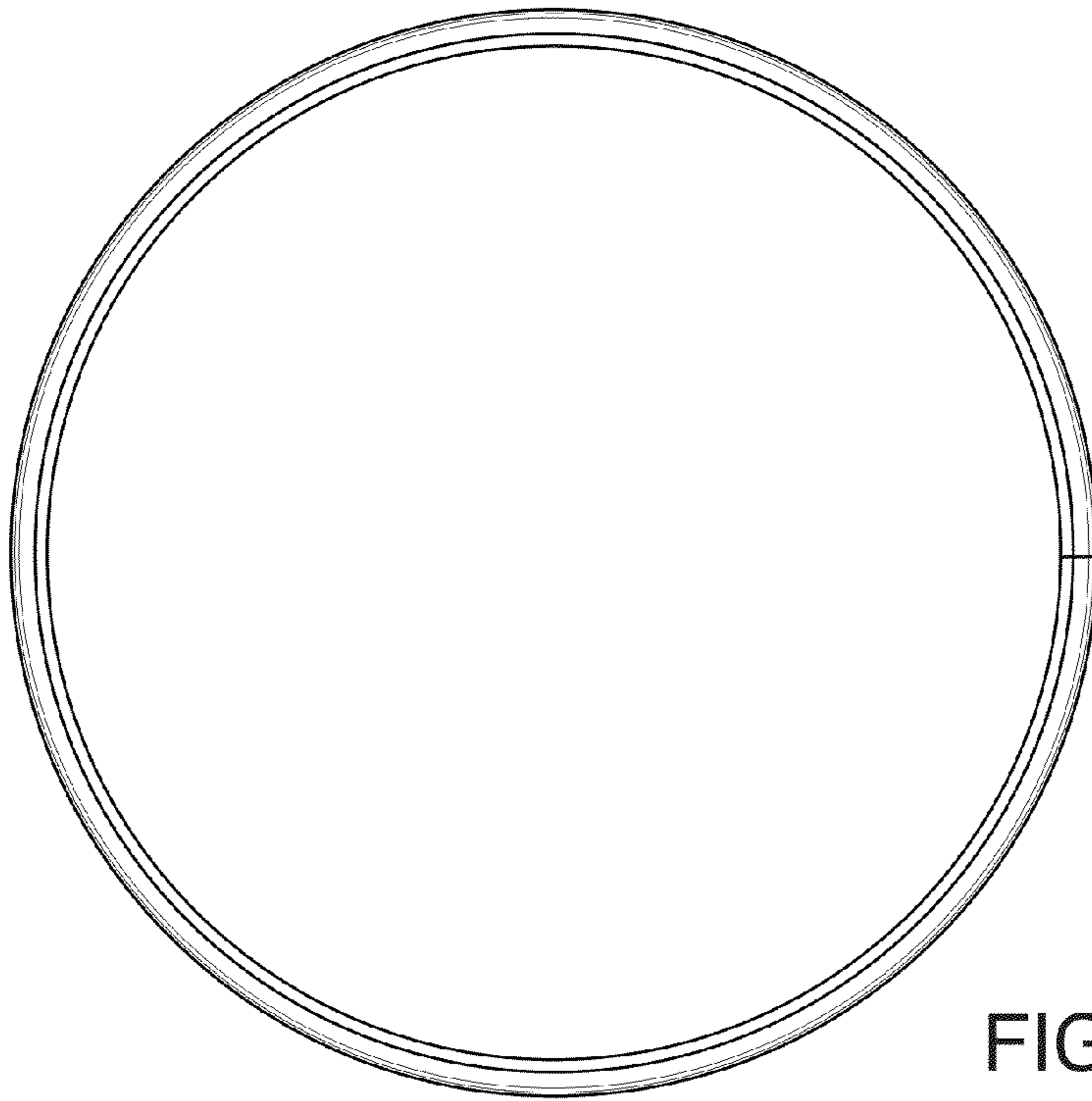


FIG. 4

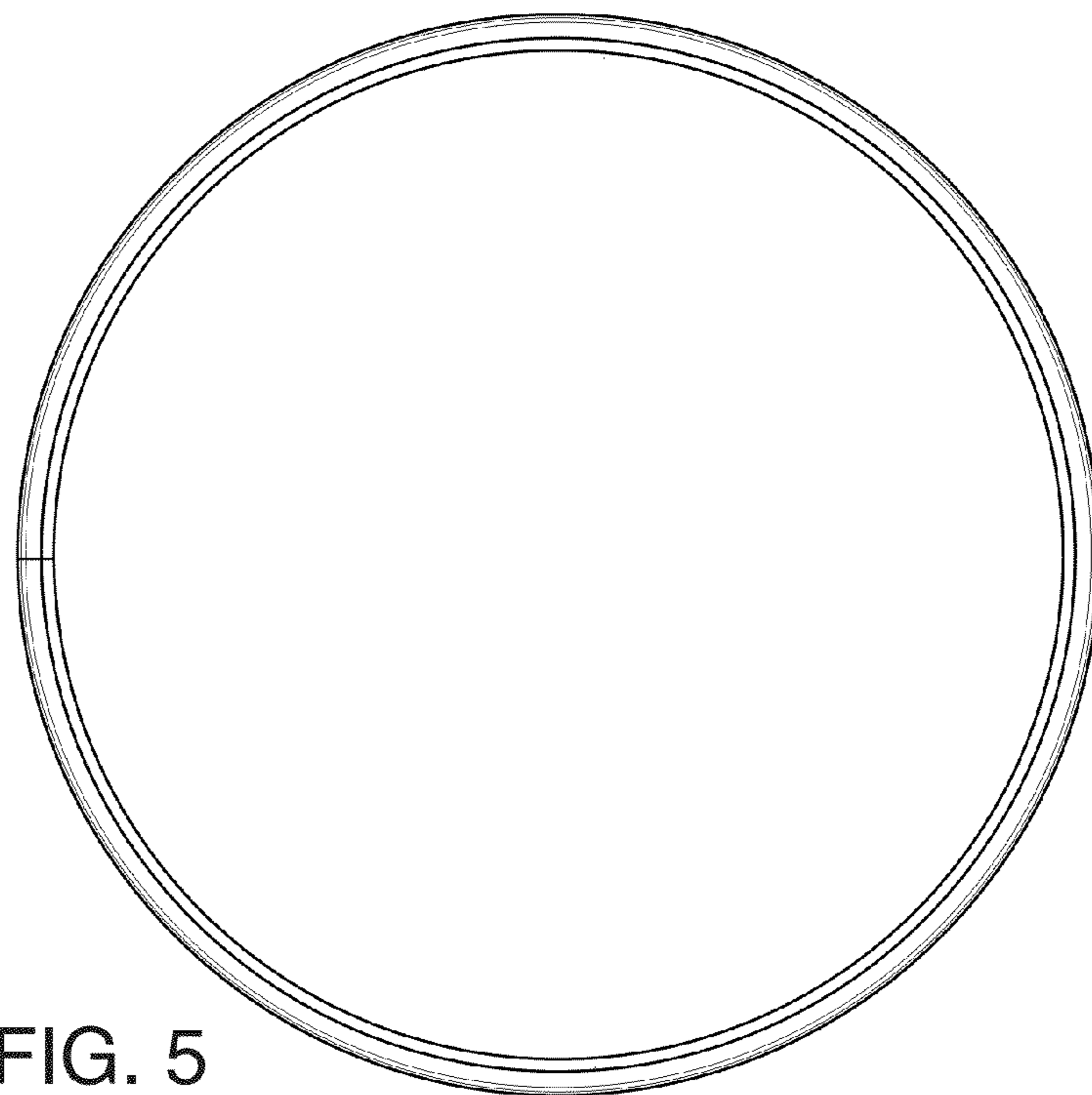


FIG. 5

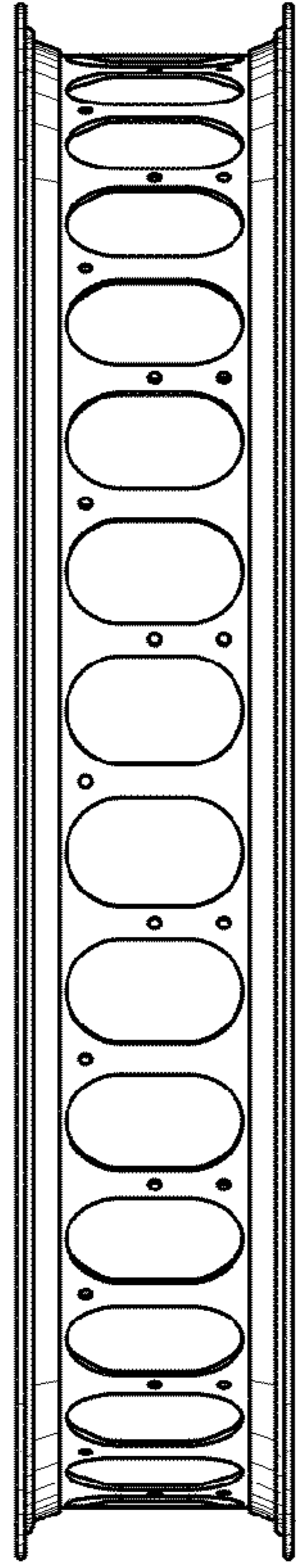


FIG. 6

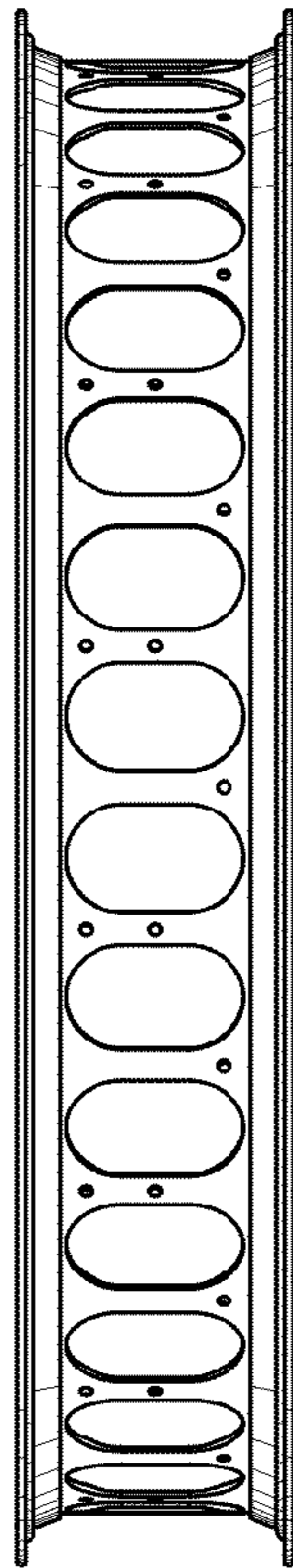


FIG. 7