



US00D715189S

(12) **United States Design Patent**
Fujita et al.

(10) **Patent No.:** **US D715,189 S**

(45) **Date of Patent:** **** *Oct. 14, 2014**

- (54) **CHAIN FOR SLIDE FASTENER**
- (71) Applicant: **YKK Corporation**, Tokyo (JP)
- (72) Inventors: **Yuko Fujita**, Toyama (JP); **Yasuyuki Takabayashi**, Toyama (JP)
- (73) Assignee: **YKK Corporation** (JP)
- (*) Notice: This patent is subject to a terminal disclaimer.
- (**) Term: **14 Years**

5,596,793	A *	1/1997	Davis	24/394
D407,668	S *	4/1999	Okeya	D11/221
5,956,818	A *	9/1999	Tsubata	24/397
6,314,623	B1 *	11/2001	Wakai et al.	24/403
D457,330	S *	5/2002	Woodbridge et al.	D5/47
6,516,499	B2 *	2/2003	Yamaguchi et al.	24/391
D487,976	S *	4/2004	Fehrer	D5/47
6,742,226	B2 *	6/2004	Matsuda et al.	24/436
D498,593	S *	11/2004	Fehrer	D5/47
7,188,395	B2 *	3/2007	Kondo et al.	24/436
7,231,697	B2 *	6/2007	Takamatsu et al.	24/436
7,251,866	B2 *	8/2007	Himi	24/435
7,520,032	B2 *	4/2009	Kousaka et al.	24/395
7,669,296	B2 *	3/2010	Yokoyama et al.	24/436
D647,704	S *	11/2011	Missoni	D5/47

* cited by examiner

(21) Appl. No.: **29/421,811**

(22) Filed: **Sep. 27, 2012**

(30) **Foreign Application Priority Data**

Mar. 31, 2012 (CN) 2012 3 0091913

(51) **LOC (10) Cl.** **11-02**

(52) **U.S. Cl.**
USPC **D11/221**

(58) **Field of Classification Search**
CPC D04C 1/08; D04C 1/02; D04B 11/22;
D04B 1/18; D04H 1/62; D04H 1/54; D03D
23/00
USPC D11/200, 201, 221; 24/381-383,
24/385-387, 414-417, 421-422, 427-431,
24/433, 418, 419, 391, 394, 436; 2/265;
294/3.6; D2/853; 29/760; D5/47, 57
See application file for complete search history.

(56) **References Cited**

U.S. PATENT DOCUMENTS

3,162,918	A *	12/1964	Burbank	24/391
3,263,291	A *	8/1966	Taylor	24/391
D274,480	S *	7/1984	Kanzaka	D11/221
5,058,246	A *	10/1991	Fujisaki et al.	24/394

Primary Examiner — Ralf Seifert

(74) *Attorney, Agent, or Firm* — Kilpatrick Townsend & Stockton LLP

(57) **CLAIM**

The ornamental design for a chain for a slide fastener, as shown and described.

DESCRIPTION

The file of this patent contains at least one photograph executed in color. Copies of this patent with color photographs will provided by the Office upon request and payment of the necessary fee.

FIG. 1 is a first perspective view of the bottom, front and right side of a chain for a slide fastener showing our new design; FIG. 2 is a second perspective view of the bottom, rear and left side thereof;

FIG. 3 is a front view thereof; and,

FIG. 4 is a rear view thereof.

The claimed design is indicated by the relatively dark portions in the figures, while the relatively light portions are environmental and form no part of the claimed design.

1 Claim, 4 Drawing Sheets
(4 of 4 Drawing Sheet(s) Filed in Color)






Fig. 1




Fig. 2




Fig. 3




Fig. 4