



US00D715175S

(12) **United States Design Patent**
Wanke

(10) **Patent No.:** **US D715,175 S**
(45) **Date of Patent:** **** Oct. 14, 2014**

(54) **MEDALLION**

(76) Inventor: **James Wanke**, Pickering (CA)

(**) Term: **14 Years**

(21) Appl. No.: **29/425,111**

(22) Filed: **Jun. 20, 2012**

(51) **LOC (10) Cl.** **11-01**

(52) **U.S. Cl.**
USPC **D11/79; D11/95**

(58) **Field of Classification Search**
USPC D11/1, 2, 7, 8, 11, 26, 40, 41, 42, 43,
D11/47, 48, 79-86, 87, 88, 95, 97, 98;
63/18, 19, 20, 23, 32, 1.14, 1.11;
40/1.6; 273/28, 290, 24
See application file for complete search history.

D457,460 S * 5/2002 Bahnke D11/82
6,616,983 B1 * 9/2003 McCauley 427/508
D490,015 S * 5/2004 Anderson et al. D11/109
D644,572 S * 9/2011 Edick D12/162
D653,582 S * 2/2012 Smith D11/79
D695,643 S * 12/2013 Wolff D11/79
D699,147 S * 2/2014 Fissell D11/95
2003/0084596 A1 * 5/2003 Zurawski et al. 40/27.5
2005/0150035 A1 * 7/2005 Marks 2/338

* cited by examiner

Primary Examiner — Garth Rademaker

Assistant Examiner — Melanie Pellegrini

(74) *Attorney, Agent, or Firm* — Sheridan Ross P.C.

(56) **References Cited**

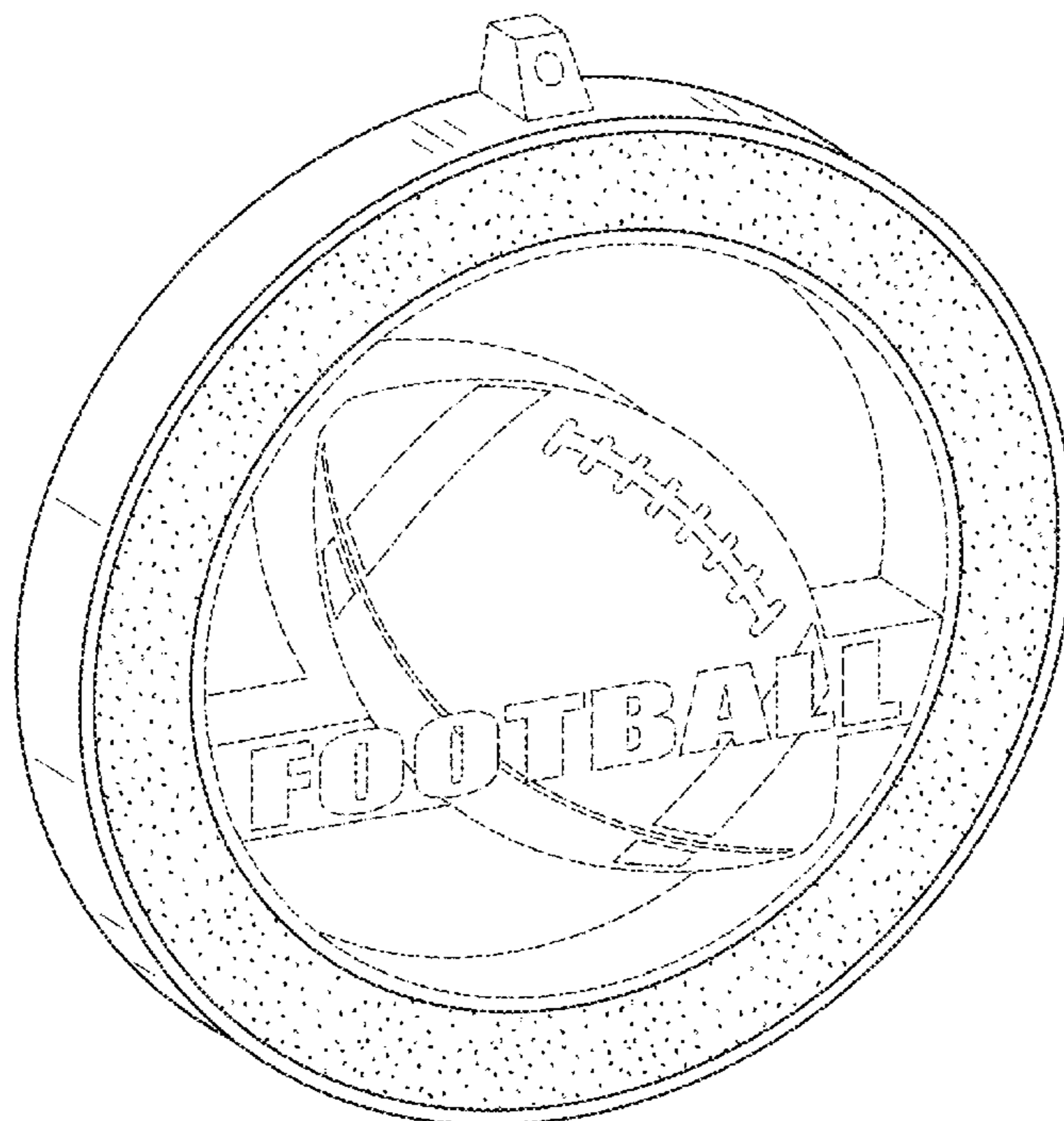
U.S. PATENT DOCUMENTS

D46,967 S * 2/1915 Pomeroy D11/98
D66,504 S * 1/1925 Lieberfreund D11/81
D134,985 S * 2/1943 Madan D11/95
D199,792 S * 12/1964 Franekenthalum D11/105
D245,680 S * 9/1977 Klitzner D11/83
D252,196 S * 6/1979 Gehrke D11/115
D269,957 S * 8/1983 Sapadin D11/95
D282,354 S * 1/1986 Merrels D11/96
D311,504 S * 10/1990 De Frahan D11/79
4,978,567 A * 12/1990 Miller 428/157
D367,436 S * 2/1996 Bloch et al. D11/108
D377,919 S * 2/1997 Singer et al. D11/226
6,196,025 B1 * 3/2001 Moshkovitz 63/23
D442,879 S * 5/2001 Mettier, Jr. D11/83

DESCRIPTION

FIG. 1 is a front perspective view of a medallion showing my new design;
FIG. 2 is a top plan view thereof;
FIG. 3 is a front elevational view thereof;
FIG. 4 is a right side elevational view thereof, the left side elevational view being a mirror image thereof;
FIG. 5 is a bottom plan view thereof; and,
FIG. 6 is a rear elevational view thereof.
The broken lines in the drawings represent portions of the medallion which form no part of the claimed design.

1 Claim, 3 Drawing Sheets



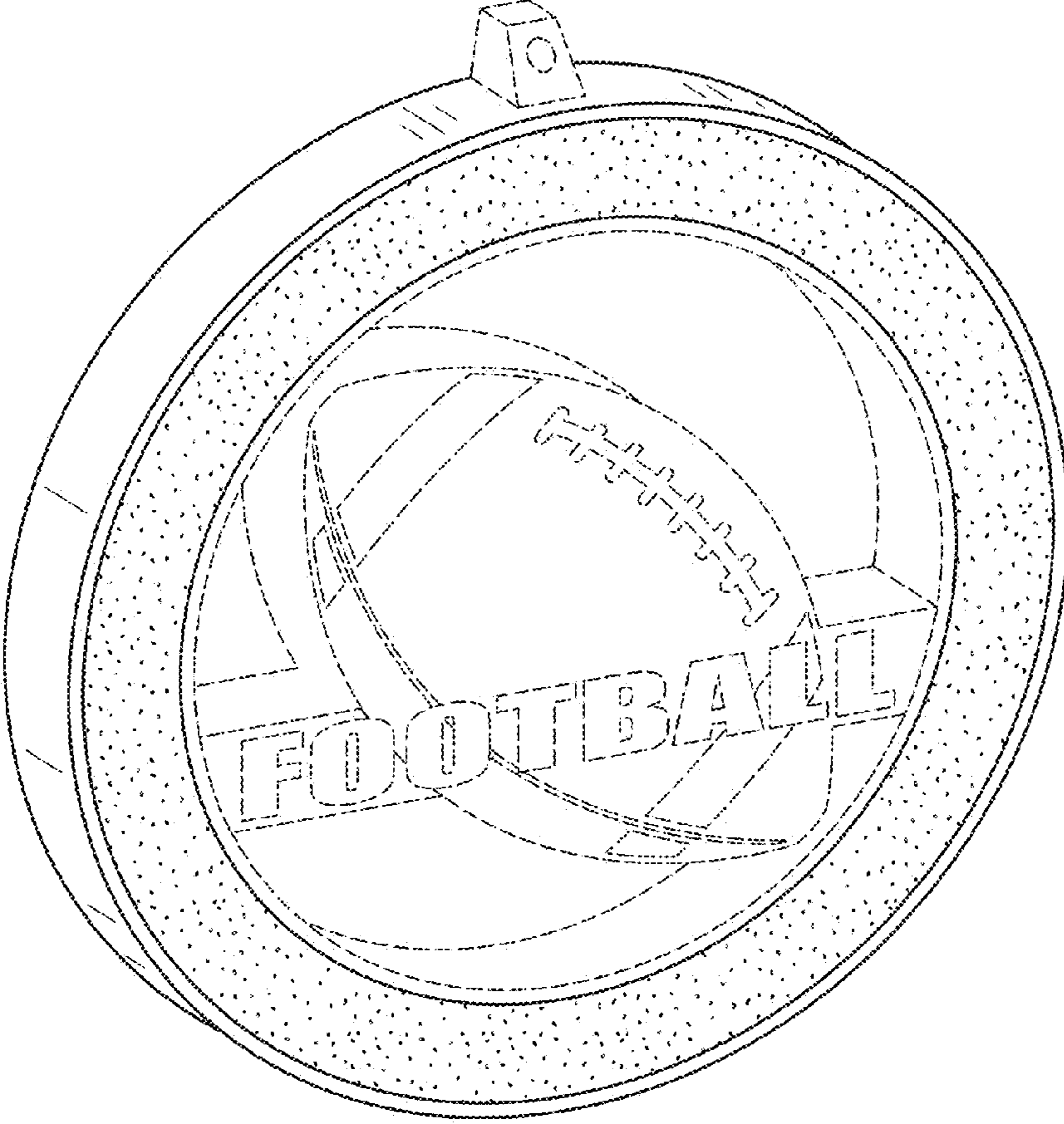


FIG.1



FIG. 2



FIG. 3



FIG. 4



FIG. 5

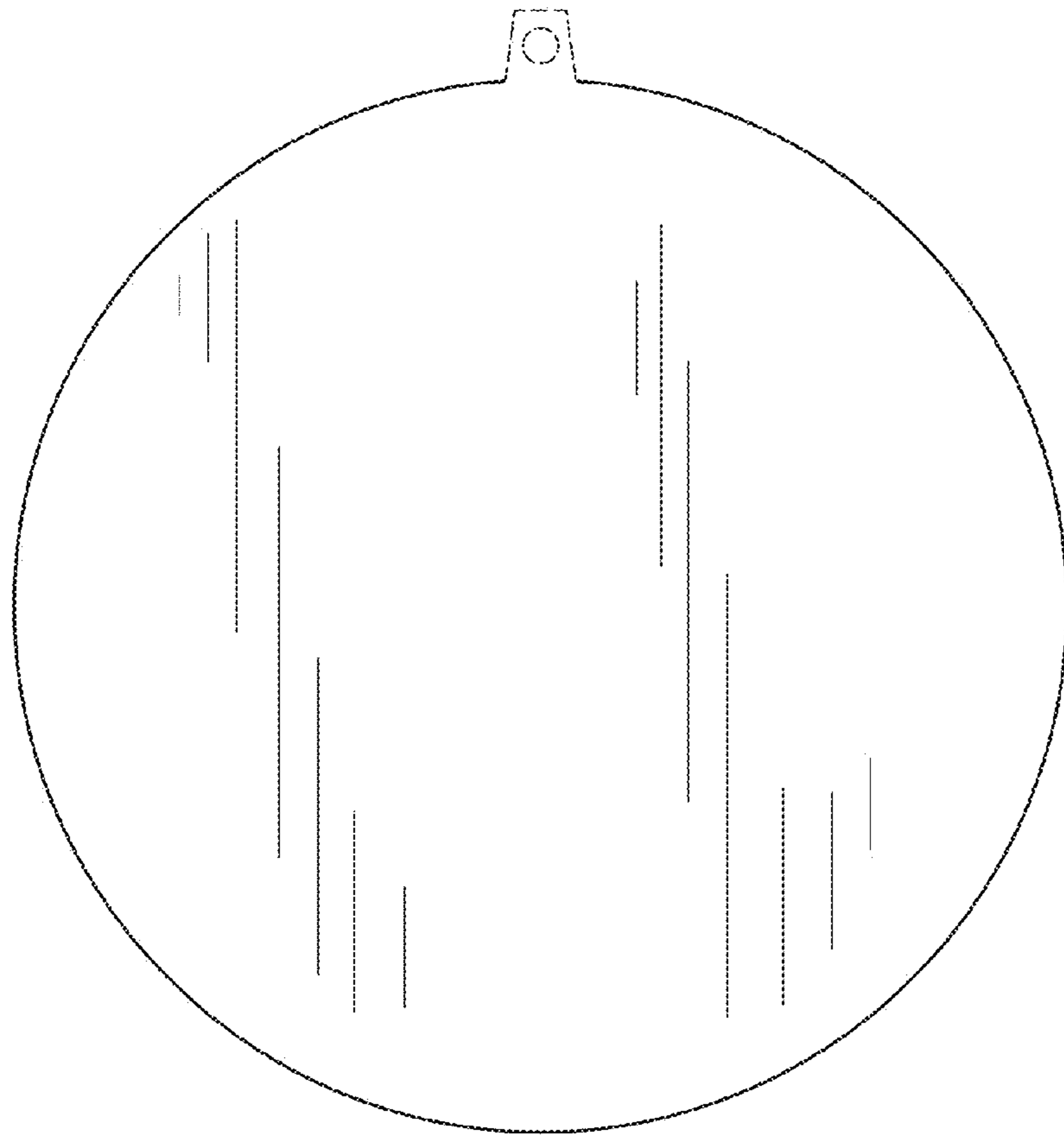


FIG.6