



US00D715167S

(12) **United States Design Patent**  
**Busse**

(10) **Patent No.:** **US D715,167 S**  
(45) **Date of Patent:** **\*\* Oct. 14, 2014**

(54) **MEASURING INSTRUMENT**

(71) Applicant: **alphaEOS AG**, Stuttgart (DE)

(72) Inventor: **Jonathan Busse**, Stuttgart (DE)

(73) Assignee: **alphaEOS AG**, Stuttgart (DE)

(\*\*) Term: **14 Years**

(21) Appl. No.: **29/464,209**

(22) Filed: **Aug. 14, 2013**

(30) **Foreign Application Priority Data**

Feb. 18, 2013 (EP) ..... 002186072-003

(51) **LOC (10) Cl.** ..... **10-04**

(52) **U.S. Cl.**  
USPC ..... **D10/70; D10/65**

(58) **Field of Classification Search**

CPC ..... G08G 1/096883; G08G 1/096872;  
G08G 1/096775; G01C 21/16; G01C 21/3688;  
G01C 21/30; G01C 21/265; G01C 21/26;  
G01C 21/00; G01C 21/3632; G01C 21/3617;  
G01C 25/005; G01C 21/3664; G01P 3/22;  
G01P 3/50; G01P 15/18; G06F 3/04  
USPC ..... D10/65, 70; D14/138 R, 138 AA,  
D14/138 AB, 138 AC, 138 AD, 341-347,  
D14/507-510, 136, 167, 168, 496, 498, 499,  
D14/500, 125-134, 239, 371, 374-377, 440,  
D14/450, 448, 336, 342; 343/702; 345/87,  
345/104, 133, 156, 168, 173, 901-905,  
345/165; 348/180, 184, 315, 739, 836, 838,  
348/325; 364/444, 499; 701/408-418, 431,  
701/432, 537, 1, 454, 428, 440, 400, 491,  
701/526, 455, 444, 36, 541, 487; 312/7.2;  
341/12; 720/605, 669, 600, 655;  
369/99, 197; 455/344, 347, 575.1;  
250/221, 338.3, 340, 239, 342, 341,  
250/DIG. 1, 353, 338.1; 307/116, 117, 9.1,

307/10.1; 340/521, 527, 541, 567, 540,  
340/568.2, 539.23, 635, 687, 425.5, 815.4,  
340/901, 988, 989, 990, 992, 995.1, 562,  
340/815.45; 315/159; 324/72.5, 556, 133,  
324/149, 503, 543, 555, 66, 72, 754, 115,  
324/141, 522; 73/615, 624, 627, 644,  
73/514.33, 514.34, 510, 513, 527, 530;  
356/3.01-5.15; 235/105; 377/5, 24.2,  
377/26; 702/155, 160, 176, 78, 79, 82,  
702/91-95, 104, 116, 141, 150, 151, 154,  
702/127, 131, 182, 183, 189; 600/437, 443,  
600/453, 459, 465, 479, 500, 502, 595, 485,  
600/481, 483; 700/17; 715/762, 764, 970

See application file for complete search history.

(56) **References Cited**

U.S. PATENT DOCUMENTS

D637,097 S \* 5/2011 Tseng ..... D10/70  
D665,680 S \* 8/2012 Shigeno et al. .... D10/70

\* cited by examiner

*Primary Examiner* — Antoine D Davis

(74) *Attorney, Agent, or Firm* — Caesar, Rivise, Bernstein,  
Cohen & Pokotilow, Ltd.

(57) **CLAIM**

The ornamental design for a measuring instrument, as shown  
and described.

**DESCRIPTION**

FIG. 1 is a front view of a measuring instrument in accordance  
with the invention.

FIG. 2 is a rear view thereof.

FIG. 3 is a side view thereof.

FIG. 4 is a top view thereof; and,

FIG. 5 is a rear perspective view thereof.

**1 Claim, 2 Drawing Sheets**

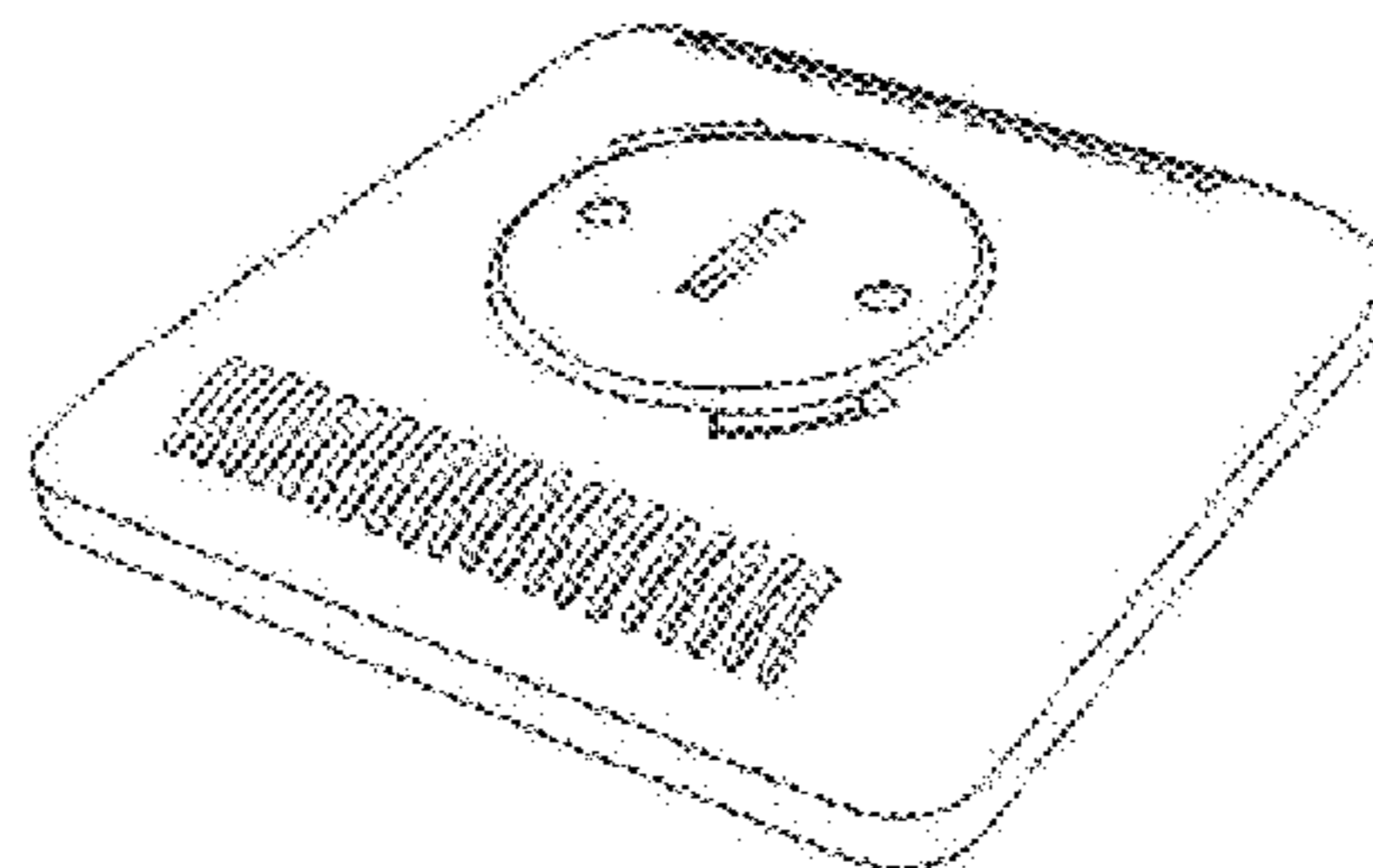



Fig. 1

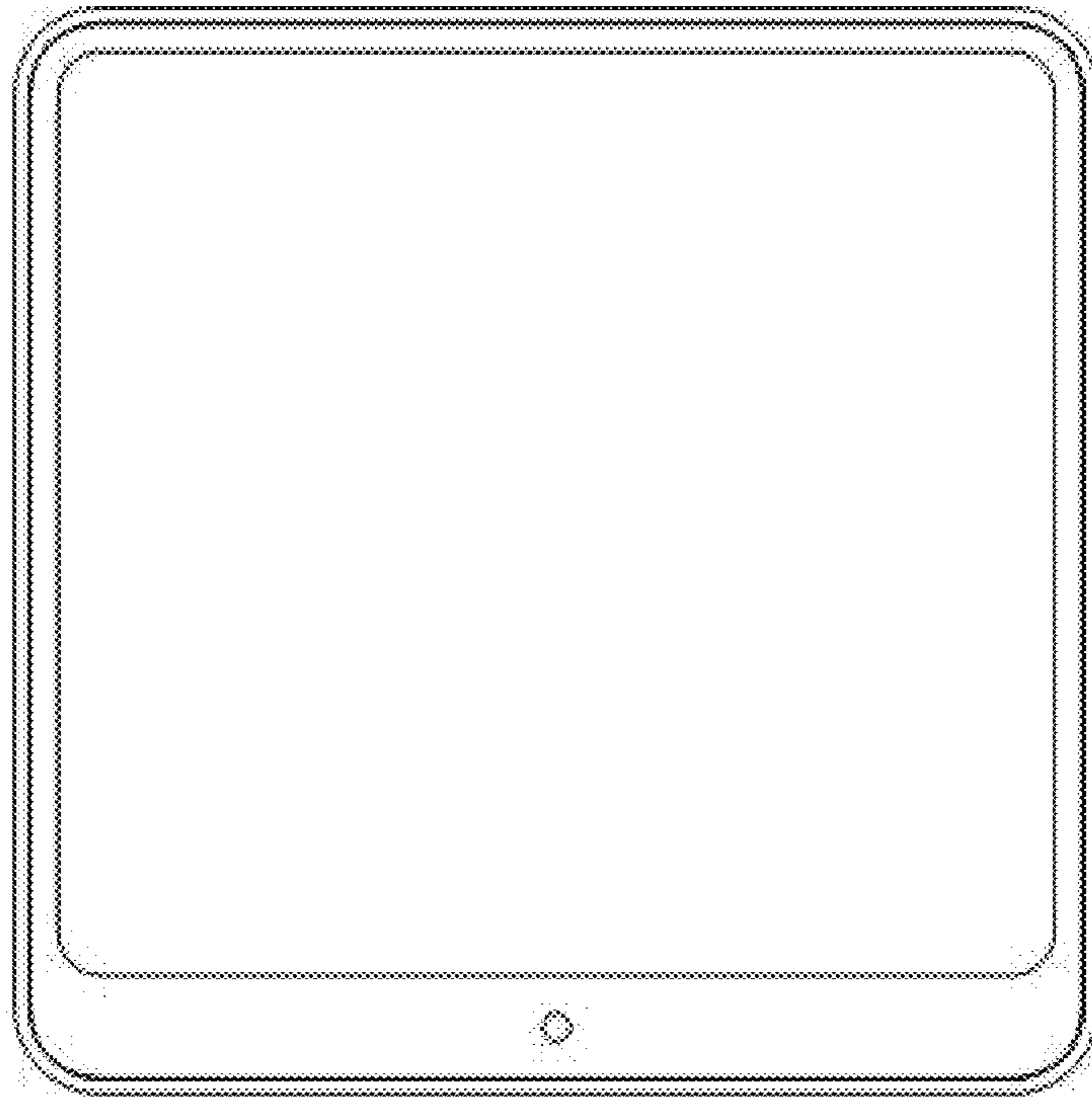


Fig. 2

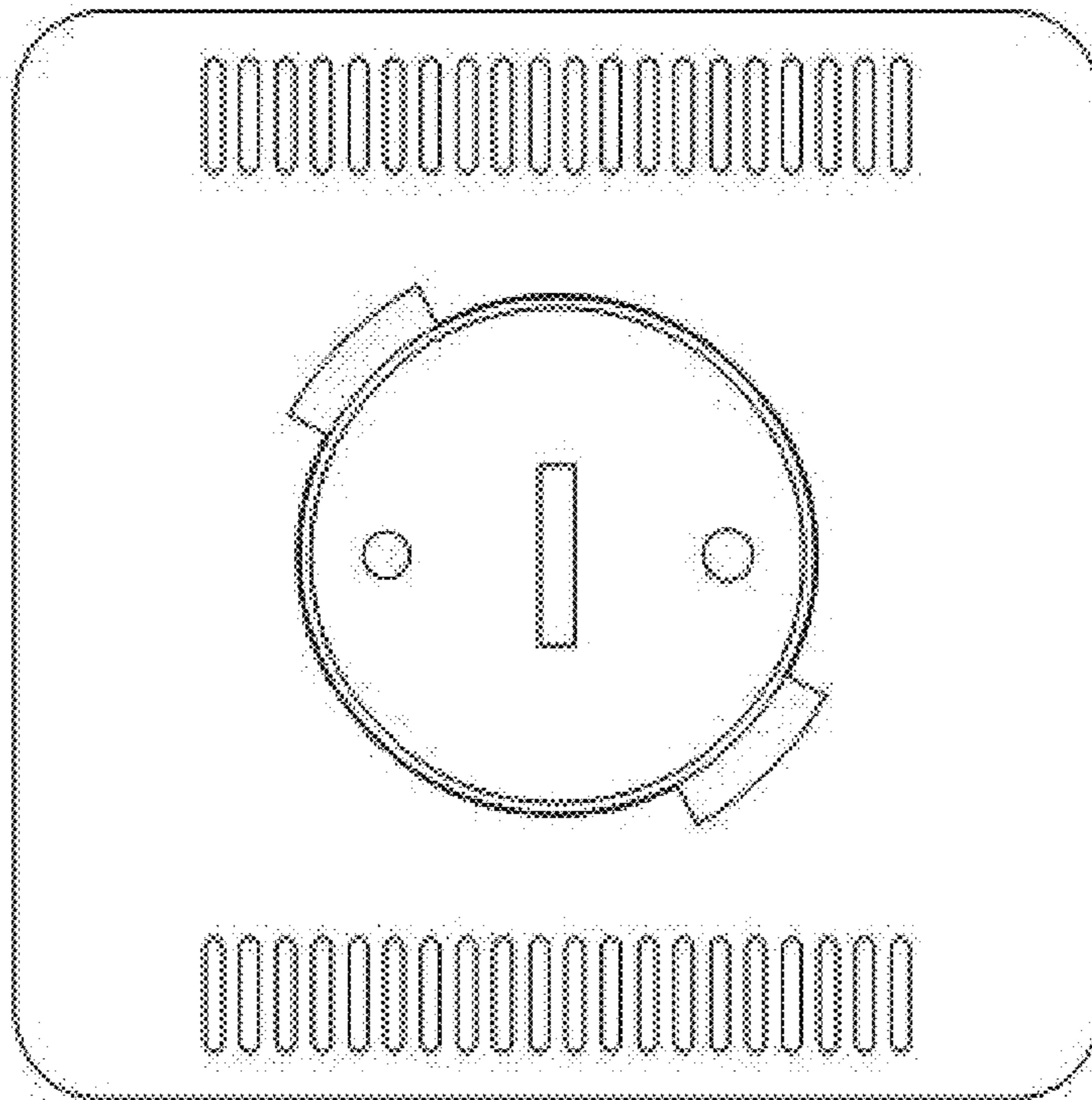


Fig. 3




Fig. 4

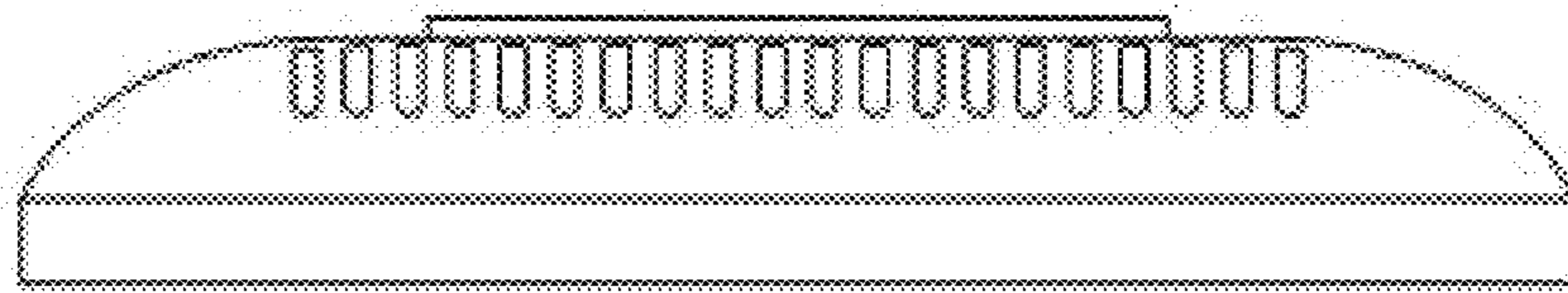


Fig. 5

