



US00D715162S

(12) **United States Design Patent**
Farrow et al.

(10) **Patent No.:** **US D715,162 S**
(45) **Date of Patent:** **** Oct. 14, 2014**

(54) **CAN**
(75) Inventors: **Sylvia Maria Farrow**, Newbury (GB);
Terence Alexander Bengé, Faringdon
(GB); **Stuart Alexander Monro**,
Brighthampton (GB)

(73) Assignee: **Crown Packaging Technology, Inc.**,
Alsip, IL (US)

(**) Term: **14 Years**

(21) Appl. No.: **29/407,979**

(22) Filed: **Dec. 6, 2011**

(30) **Foreign Application Priority Data**

Jun. 6, 2011 (EM) 001873357.0002
Jun. 6, 2011 (EM) 001873357.0005

(51) **LOC (10) Cl.** **09-01**

(52) **U.S. Cl.**
USPC **D9/772**

(58) **Field of Classification Search**
USPC D9/500, 502, 516, 530, 537, 539, 542,
D9/549, 763-783; 215/381-385; 220/660,
220/669, 675; D7/601, 602, 612, 615, 630
See application file for complete search history.

(56) **References Cited**

U.S. PATENT DOCUMENTS

D265,548 S * 7/1982 Brundige et al. D9/780
D529,379 S * 10/2006 Mengeu et al. D9/447
D542,153 S * 5/2007 Farrow et al. D9/779
D546,706 S * 7/2007 Ioannides et al. D9/777
D618,115 S * 6/2010 Huls et al. D9/772

D653,538 S * 2/2012 Toms et al. D9/435
8,157,119 B2 * 4/2012 Watson et al. 220/619
D666,873 S * 9/2012 Gluck D7/510
D678,784 S * 3/2013 Aranha D9/772
2009/0032535 A1 * 2/2009 Dunwoody et al. 220/270

FOREIGN PATENT DOCUMENTS

EM 001873357-0001 6/2011
EM 001873357-0002 6/2011
EM 001873357-0003 6/2011
EM 001873357-0004 6/2011
EM 001873357-0005 6/2011
EM 001873357-0006 6/2011

* cited by examiner

Primary Examiner — Keli L Hill

(74) *Attorney, Agent, or Firm* — Baker & Hostetler LLP

(57) **CLAIM**


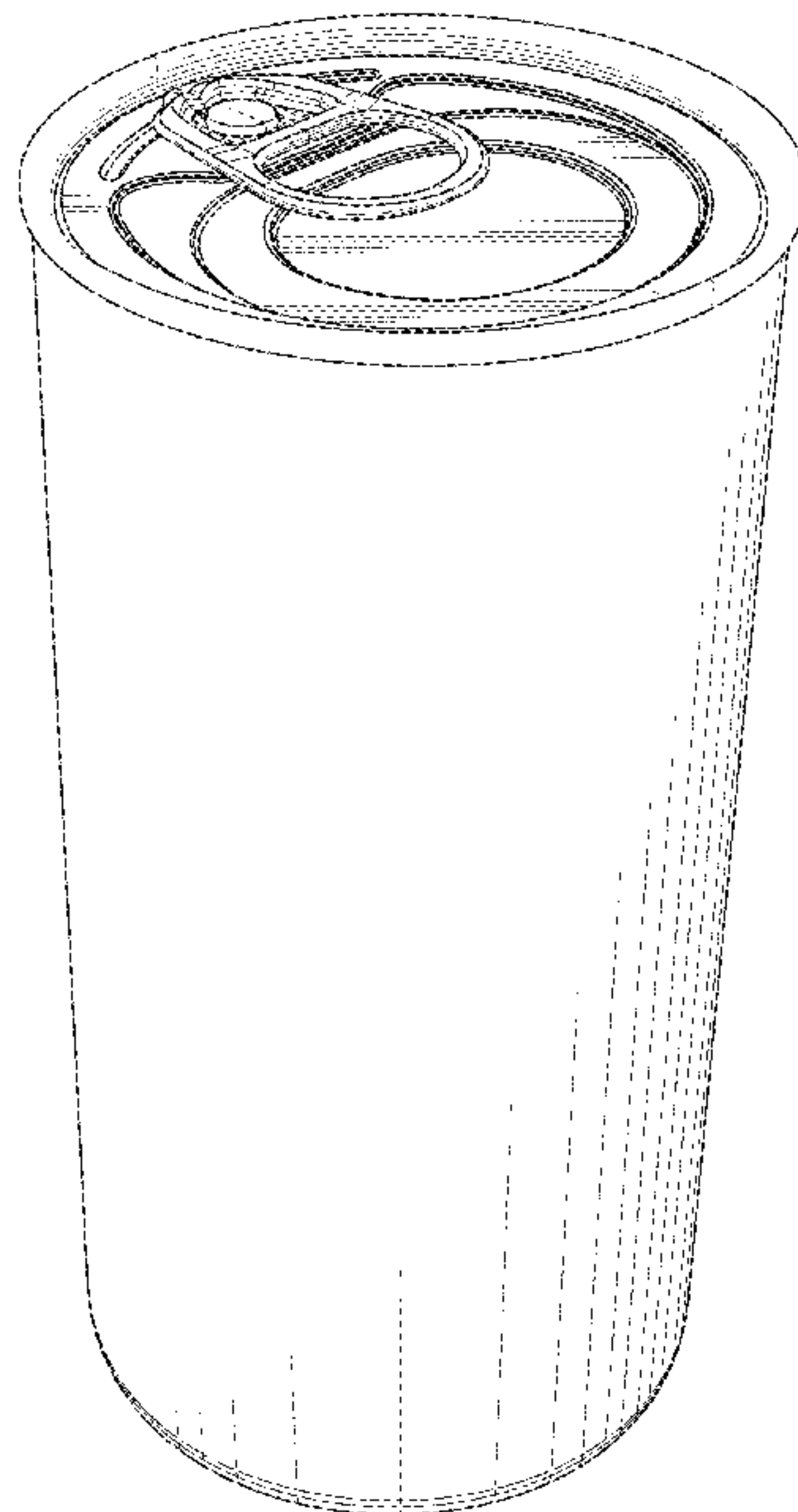
We claim the ornamental design for a can, as shown and described.

DESCRIPTION

FIG. 1 is a perspective view of a can according to a first embodiment of our new design.
FIG. 2 is a front view thereof.
FIG. 3 is a top view thereof.
FIG. 4 is a bottom view thereof.
FIG. 5 is a perspective view of a can according to a second embodiment of our new design.
FIG. 6 is a front view thereof; and,
FIG. 7 is a bottom view thereof, the top view of the second embodiment being identical to the top view of the first embodiment.

The broken lines shown are included for the purpose of illustrating portions of the can that form no part of the claim.

1 Claim, 7 Drawing Sheets






FIG. 1

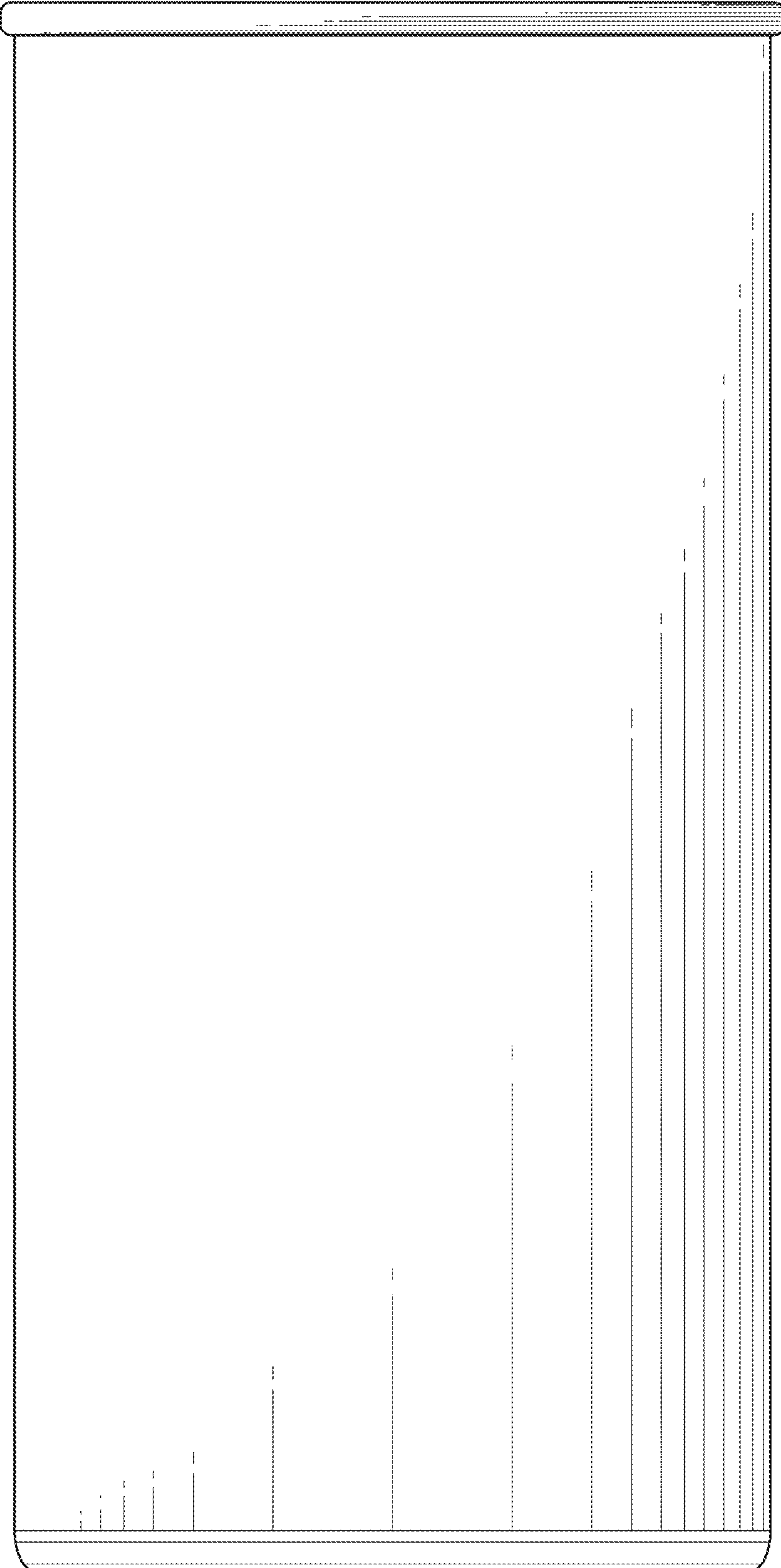


FIG. 2

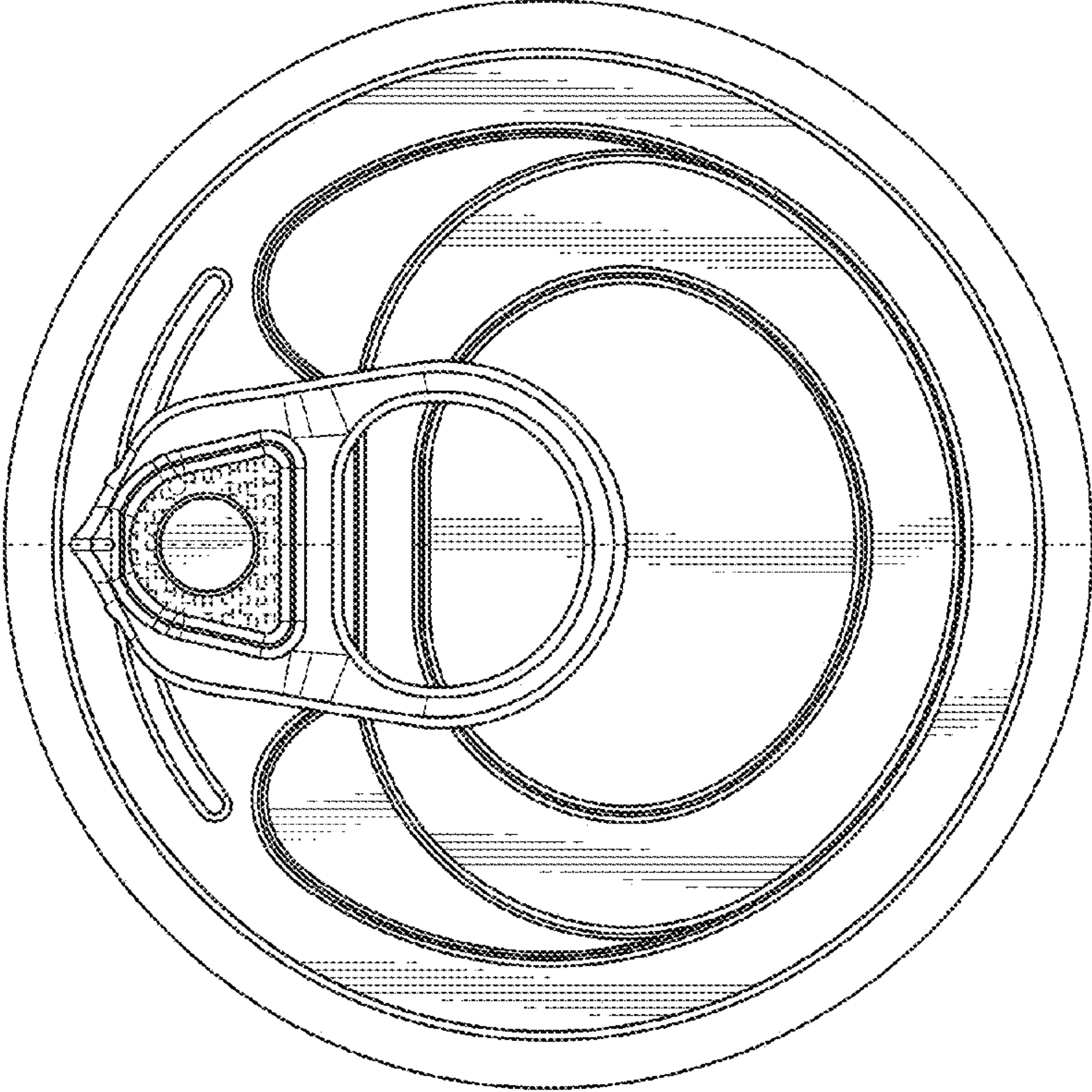


FIG. 3

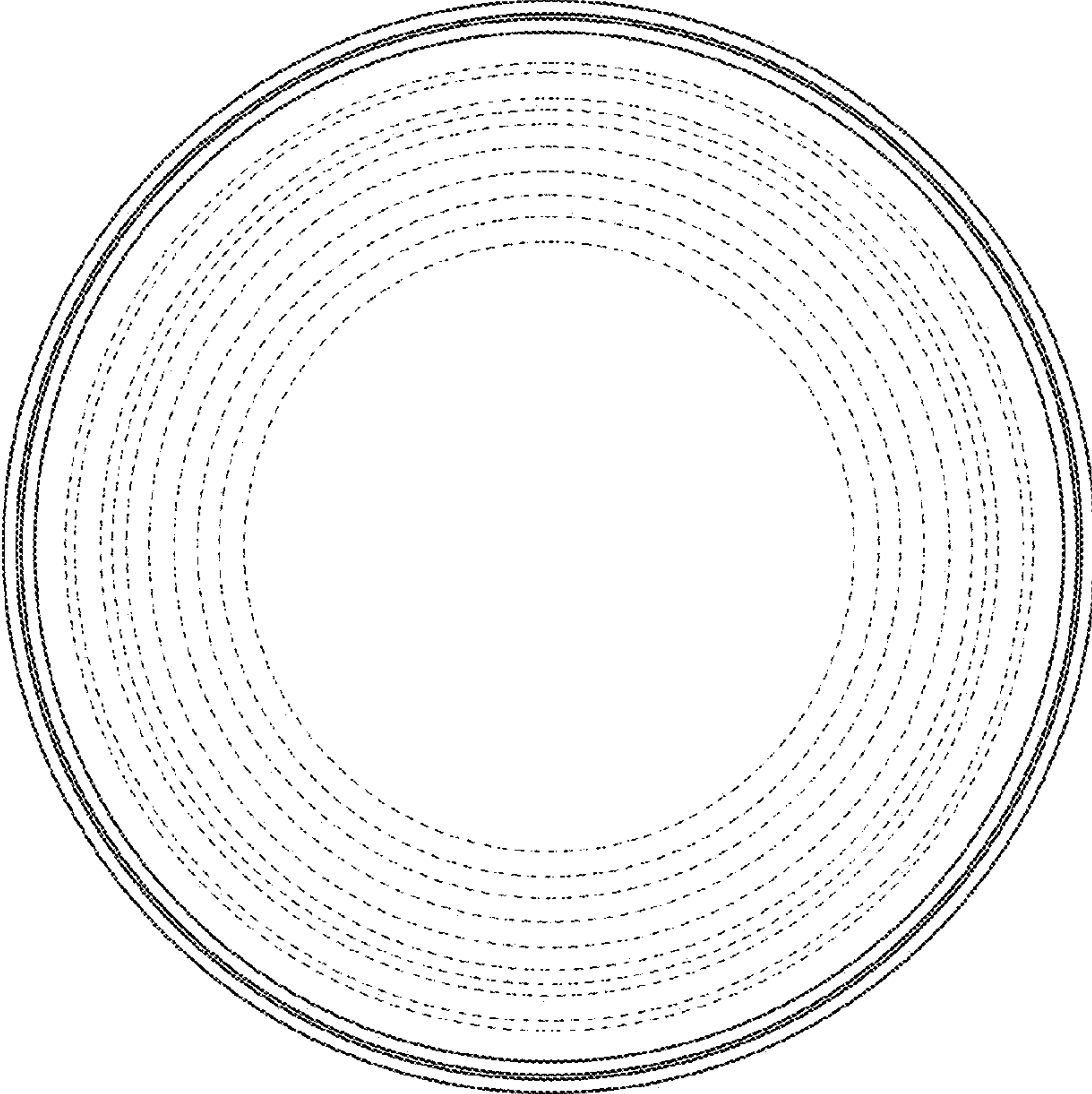


FIG. 4

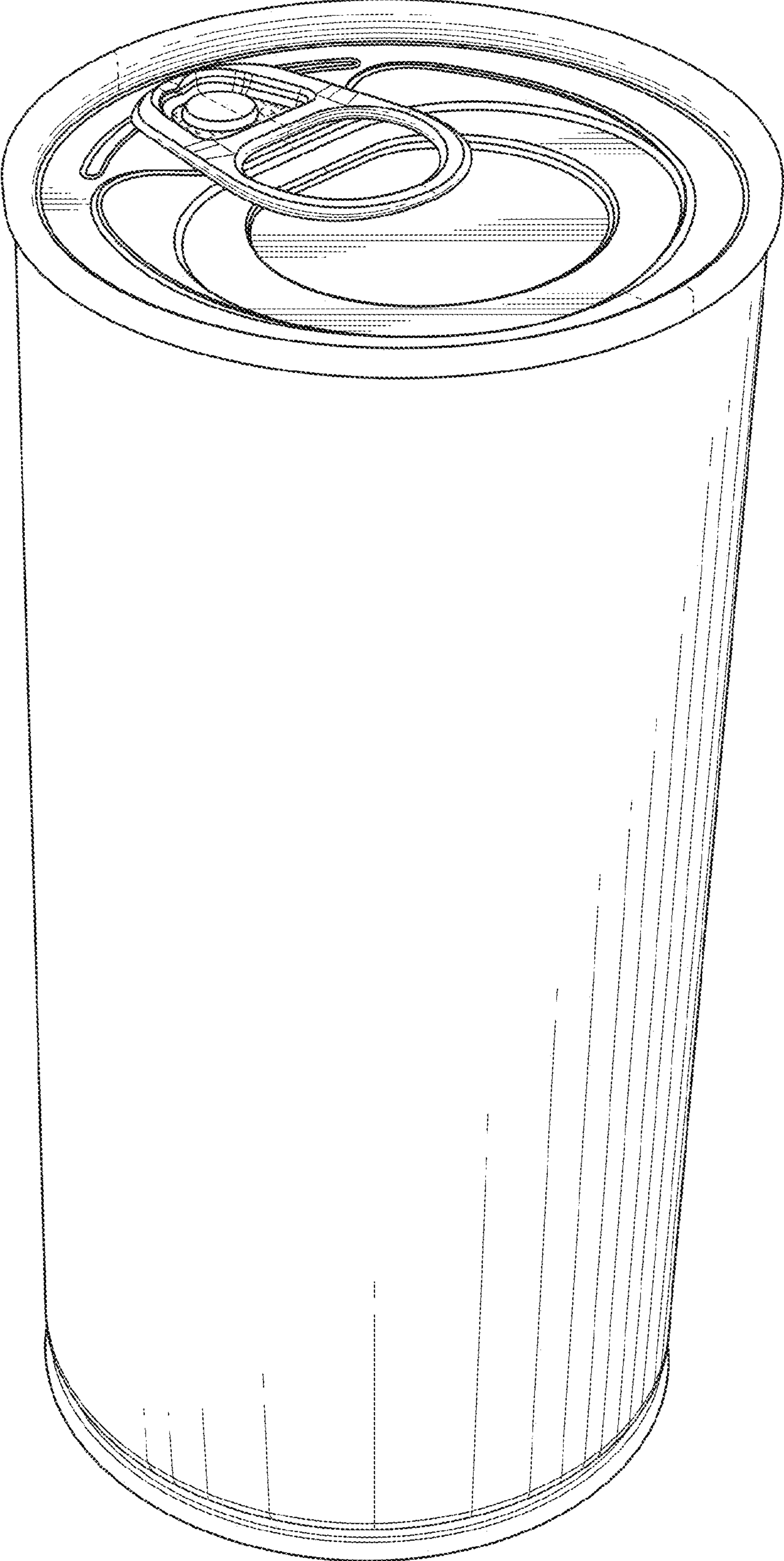


FIG. 5

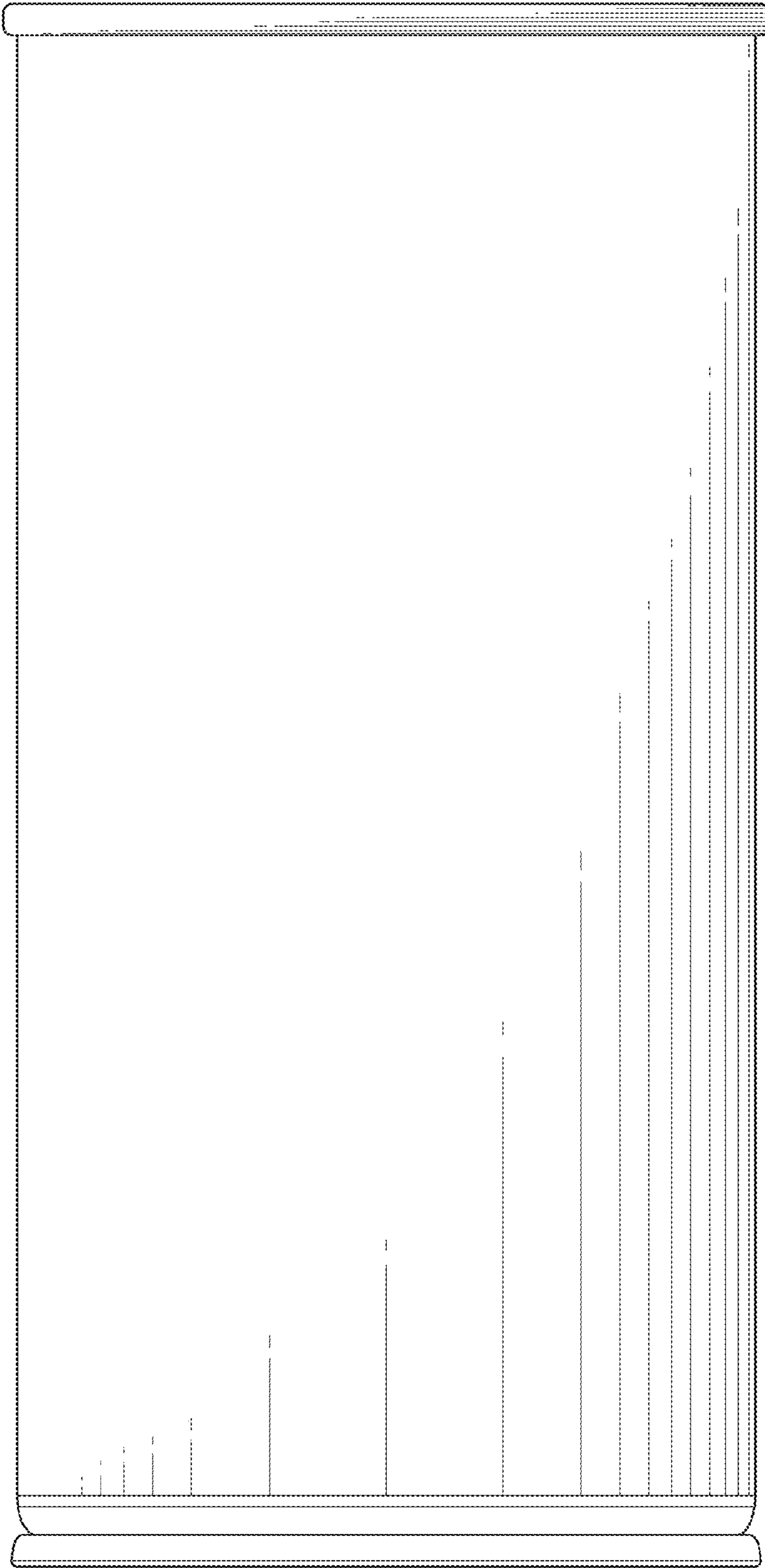


FIG. 6




FIG. 7