

US00D715155S

(12) **United States Design Patent**
Meyers

(10) **Patent No.:** **US D715,155 S**
(45) **Date of Patent:** **** Oct. 14, 2014**

- (54) **SPRAY BOTTLE**
- (71) Applicant: **Miists Int'l, Inc.**, Phoenix, AZ (US)
- (72) Inventor: **Alexander G. Meyers**, Phoenix, AZ (US)
- (73) Assignee: **Miists Int'l, Inc.**, Phoenix, AZ (US)
- (**) Term: **14 Years**

D467,164	S	*	12/2002	Savean	D9/694
D472,460	S		4/2003	Garcia et al.		
6,659,314	B2	*	12/2003	Garcia	222/540
D593,420	S	*	6/2009	Augenbraun et al.	D9/687
D617,649	S	*	6/2010	Puglisi	D9/631
D621,277	S	*	8/2010	Yeo	D9/686
D642,929	S	*	8/2011	Mansau	D9/687
8,070,015	B2	*	12/2011	Lee	222/105
D656,409	S		3/2012	Tadmor		
D683,232	S		5/2013	Hulsman		
8,469,236	B2	*	6/2013	Kharas	222/173
2010/0252573	A1	*	10/2010	Hetmaniok et al.	222/105

(21) Appl. No.: **29/471,880**

FOREIGN PATENT DOCUMENTS

- (22) Filed: **Nov. 6, 2013**
- (51) **LOC (10) Cl.** **09-01**
- (52) **U.S. Cl.**
USPC **D9/687**
- (58) **Field of Classification Search**
USPC D9/682-694, 719, 517, 521, 529,
D9/544-546, 560, 567, 568, 573-575;
D28/76, 77, 91.1; 215/379, 382;
220/669; 222/78, 153.11, 153.12,
222/153.13, 153.14, 173, 182, 183, 321.1,
222/321.6, 321.7, 321.8, 325-327, 372,
222/378, 382, 383.1, 402.11, 402.13
See application file for complete search history.

EM	000407929-0001	11/2005
EM	000407929-0002	11/2005
EM	000407929-0003	11/2005
EM	000407929-0004	11/2005
EM	000794326-0001	10/2007
EM	000794326-0002	10/2007
EM	000407929-0005	6/2008
EM	000407929-0006	6/2008
GB	1025989	9/1985
JP	D1164618	4/2002

* cited by examiner

Primary Examiner — Catherine Tuttle
(74) *Attorney, Agent, or Firm* — The Noblitt Group, PLLC

(56) **References Cited**

U.S. PATENT DOCUMENTS

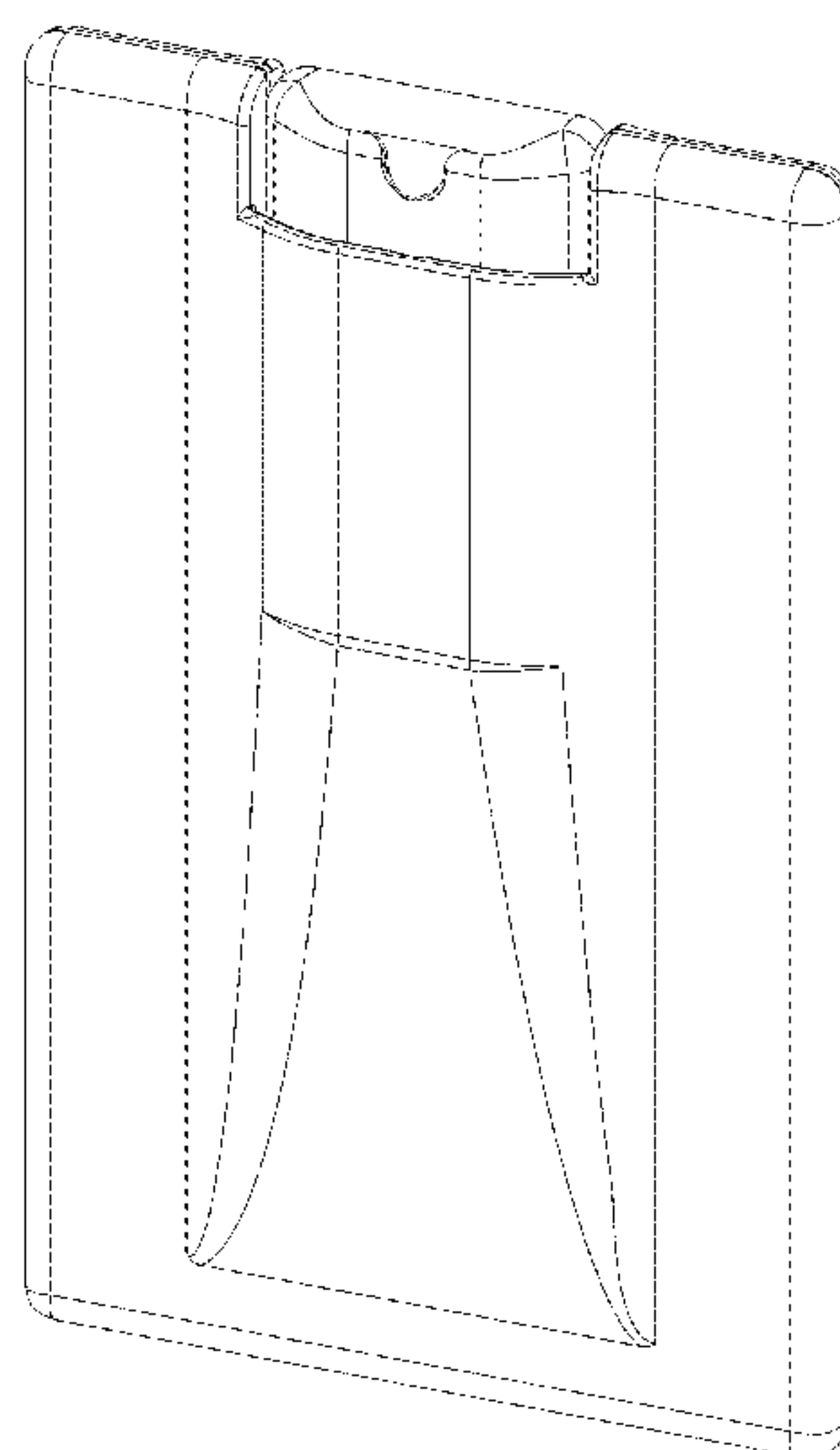
D215,817	S	*	11/1969	Gorman	D9/687
D277,549	S		2/1985	Martinez		
D292,066	S		9/1987	Rodriguez Gazulla		
D292,265	S		10/1987	Schmidt		
D295,834	S		5/1988	Crapser		
D304,677	S	*	11/1989	Nitta	D9/687
D306,554	S		3/1990	Lawson		
D310,483	S		9/1990	De Giovellina		
D374,817	S		10/1996	Bertolini et al.		
D381,469	S		7/1997	Bertolini et al.		
D425,407	S	*	5/2000	Ackerman	D9/687
D466,403	S	*	12/2002	Haas et al.	D9/687

(57) **CLAIM**
The ornamental design for a spray bottle, as shown.

DESCRIPTION

FIG. 1 is a perspective view of a spray bottle showing the new design;
FIG. 2 is a front elevational view thereof;
FIG. 3 is a back elevational view thereof;
FIG. 4 is a side elevational view thereof;
FIG. 5 is a second side elevational view thereof;
FIG. 6 is a top plan view thereof; and,
FIG. 7 is a bottom plan view thereof.

1 Claim, 6 Drawing Sheets



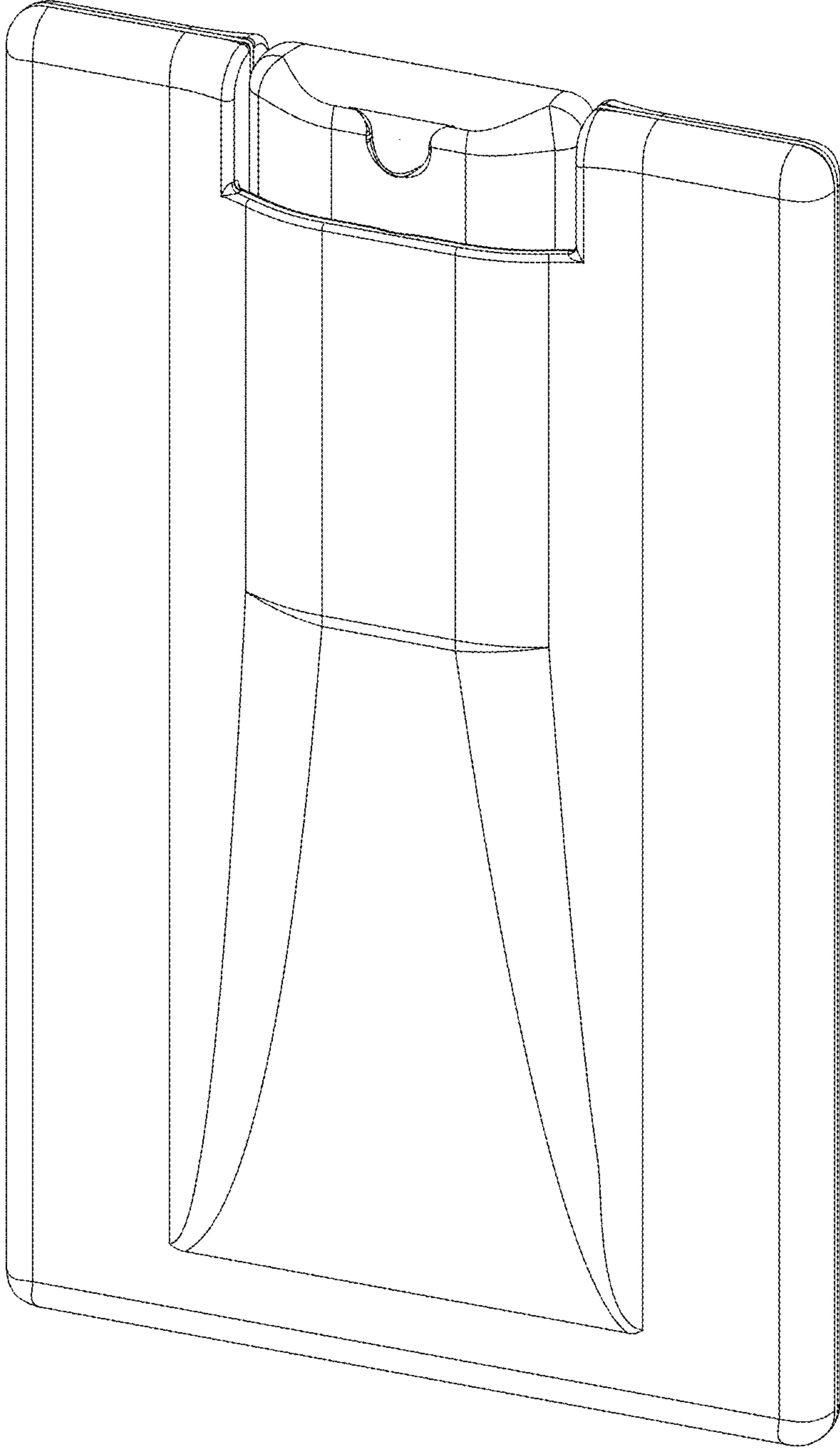


Figure 1

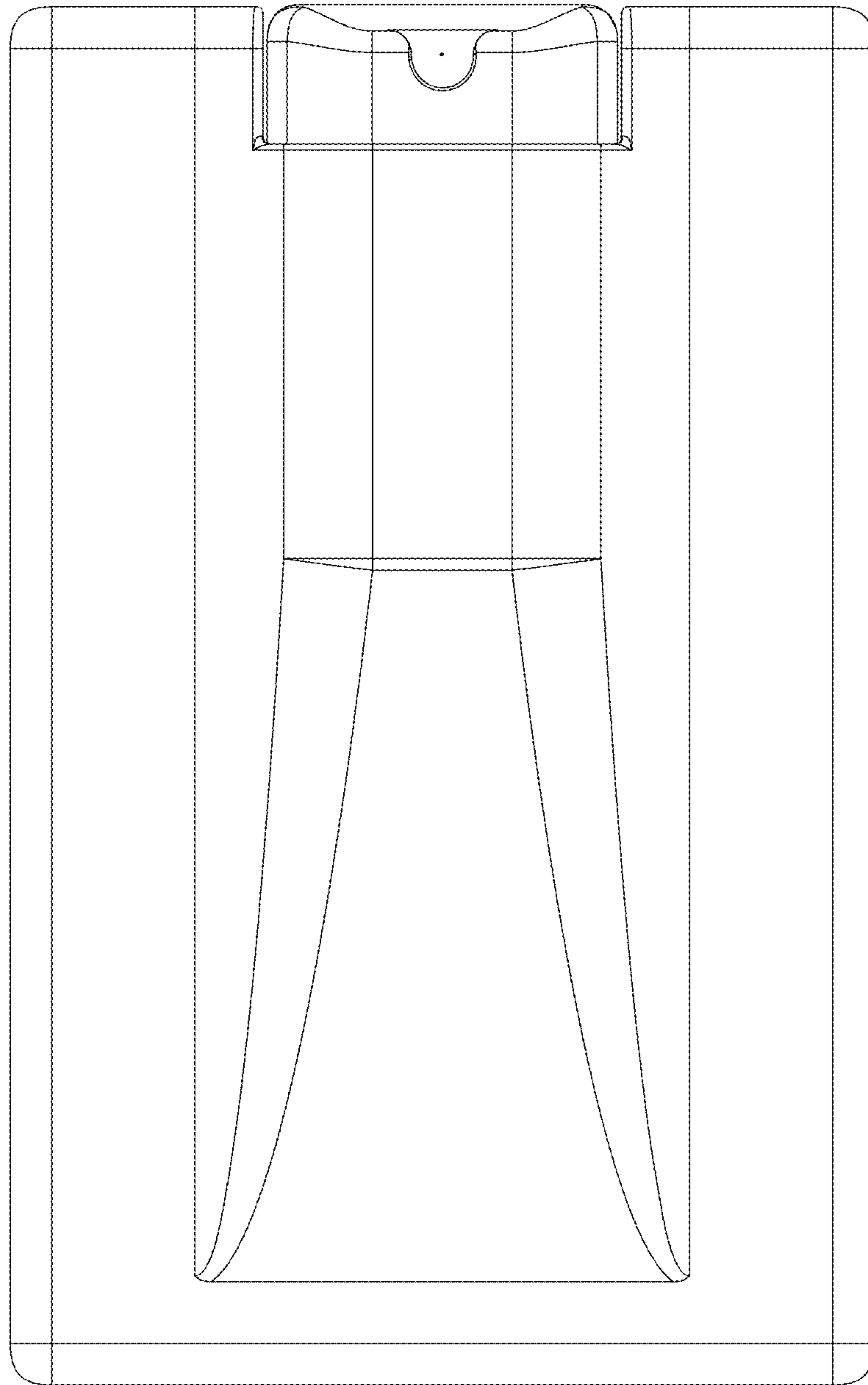


Figure 2

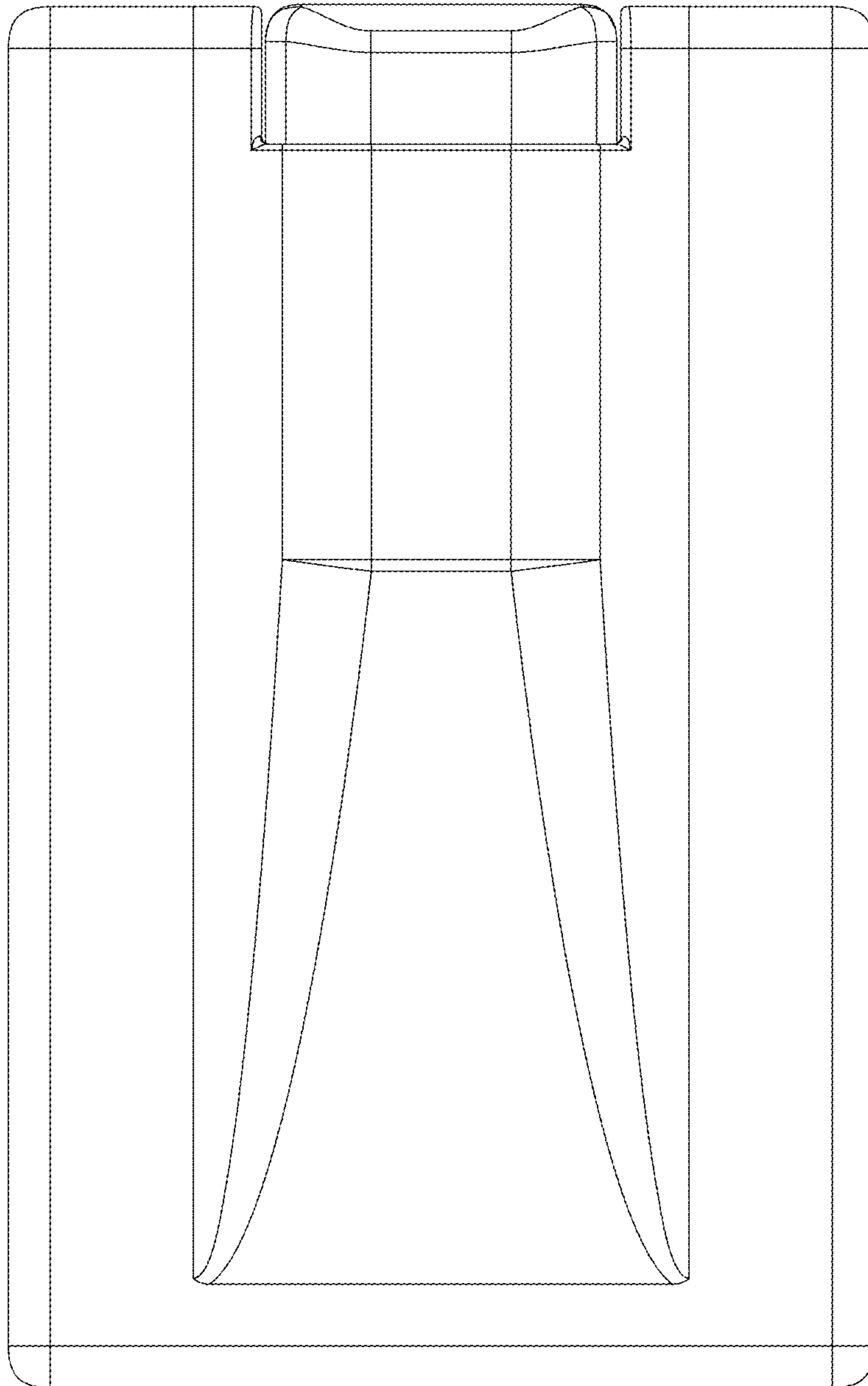


Figure 3

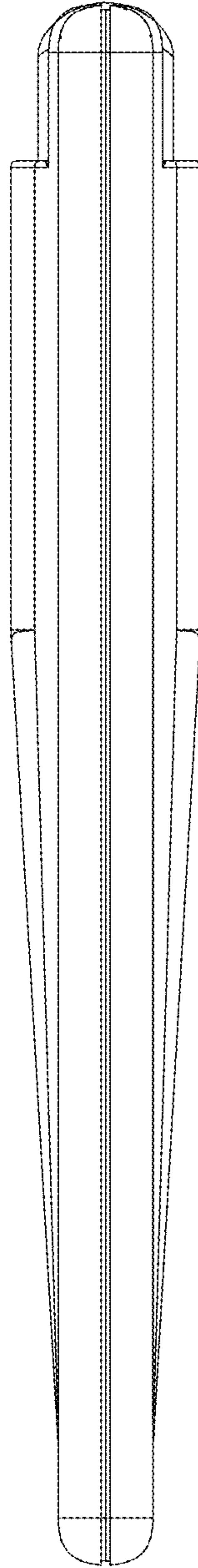


Figure 4

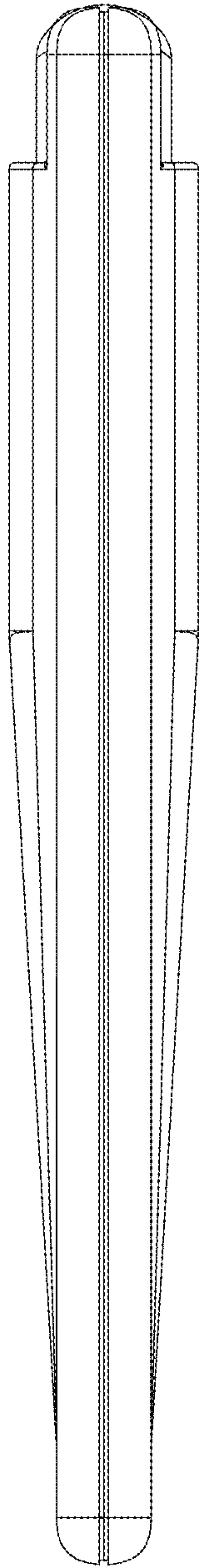


Figure 5




Figure 6

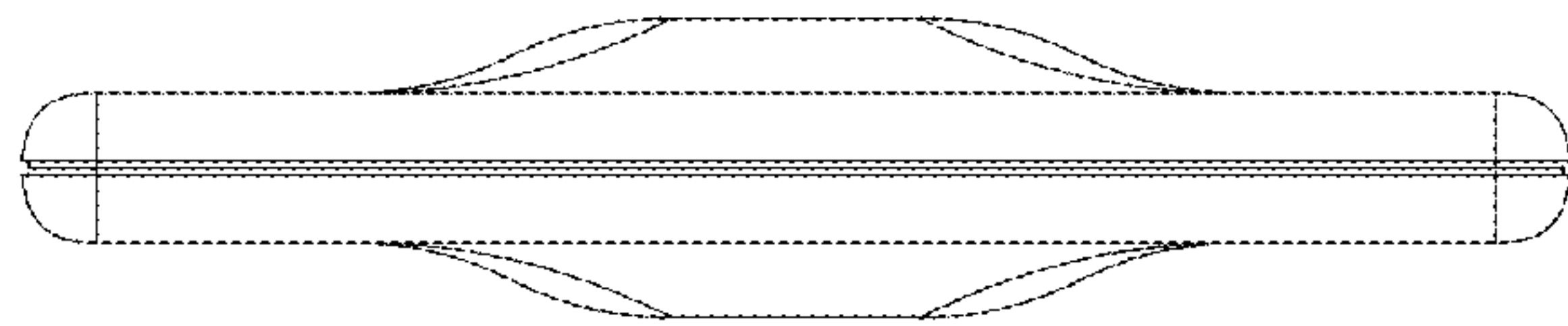


Figure 7