



US00D715154S

(12) **United States Design Patent**
Kalyanpur et al.

(10) **Patent No.:** **US D715,154 S**
(45) **Date of Patent:** **** Oct. 14, 2014**

(54) **CONTAINER**

(75) Inventors: **Anil Kalyanpur**, Edison, NJ (US);
Richard Suhr, Seaside Heights, NJ (US)

(73) Assignee: **La Prairie, Inc.**, New York, NY (US)

(**) Term: **14 Years**

(21) Appl. No.: **29/392,939**

(22) Filed: **May 27, 2011**

(51) **LOC (10) Cl.** **09-01**

(52) **U.S. Cl.**

USPC **D9/687**; D9/682

(58) **Field of Classification Search**

USPC D9/682-694, 726-729, 763, 781,
D9/500-505, 516, 517, 522, 523, 526-531,
D9/536, 537-575, 434-436, 443-450;
D28/76-91.1; 215/379, 382, 384;
220/662, 663, 669, 675; 222/129, 135,
222/153.01, 153.03, 153.04, 153.09,
222/153.11-153.14, 182, 631, 635, 209,
222/211-213, 215, 321.7-321.9, 372, 373,
222/378, 379, 383.1, 384-386, 398, 400.7,
222/400.8, 401, 402.1-402.25,
222/402.1-402.25

See application file for complete search history.

(56) **References Cited**

U.S. PATENT DOCUMENTS

D61,422 S * 8/1922 Rehns D9/555
D63,000 S * 9/1923 Marcus D9/529
1,900,609 A * 3/1933 McDonough 510/494
D247,023 S * 1/1978 Grodin D9/529
D260,605 S * 9/1981 Saunders D9/686
D274,471 S * 6/1984 Widmer D24/110
4,773,562 A * 9/1988 Gueret 222/135
D349,047 S * 7/1994 Buchet D9/503
D351,761 S * 10/1994 Feer D7/510
D369,097 S * 4/1996 Dinand D9/686

D413,257 S * 8/1999 Favre D9/690
D413,793 S * 9/1999 Favre D9/692
6,672,483 B1 * 1/2004 Roy 222/145.1
D510,527 S * 10/2005 Tune D9/684
D539,164 S * 3/2007 Decottignies et al. D9/684
D558,060 S * 12/2007 Sir D9/687
D562,137 S * 2/2008 Florio D9/502
D569,254 S * 5/2008 Moretti D9/529
D588,468 S * 3/2009 Gander et al. D9/686
D599,670 S * 9/2009 Qin D9/529
7,651,035 B2 * 1/2010 van der Heijden 239/1
7,793,799 B2 * 9/2010 Reggiani 222/135
D642,930 S * 8/2011 Premo D9/694

FOREIGN PATENT DOCUMENTS

KR 300483852.0002 * 3/2008
WO D057116-005 * 10/2001
WO D057116-006 * 10/2001

* cited by examiner

Primary Examiner — Catherine Tuttle

(74) *Attorney, Agent, or Firm* — Dentons US LLP

(57) **CLAIM**

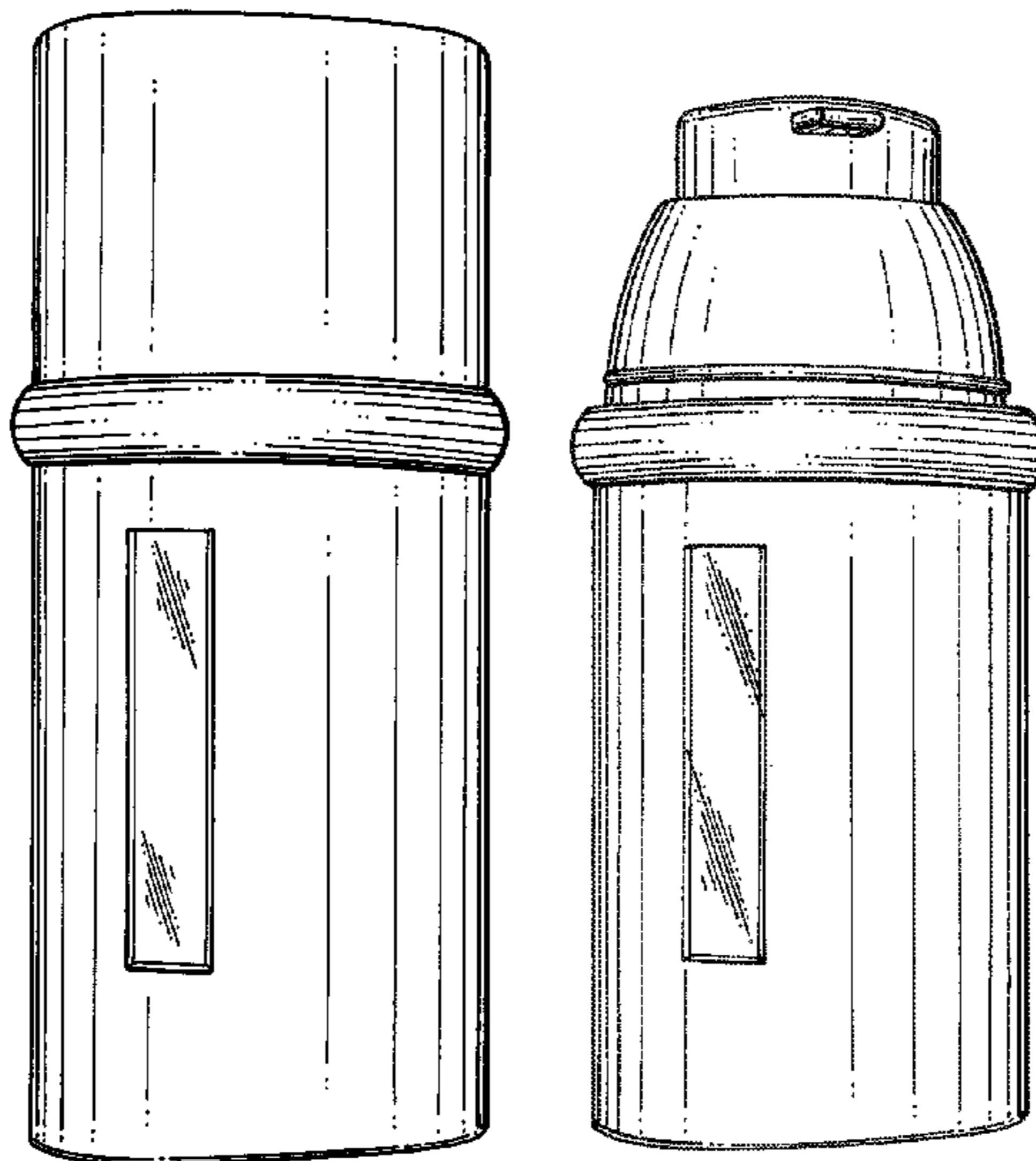
The ornamental design for the container, as shown and described.

DESCRIPTION

FIG. 1 is a top view of the container showing our new design;
FIG. 2 is a perspective view thereof;
FIG. 3 is a side view thereof;
FIG. 4 is a front view thereof;
FIG. 5 is a top view of the container with the cap removed to disclose the underlying parts;
FIG. 6 is front perspective view thereof;
FIG. 7 is rear perspective view thereof; and,
FIG. 8 is a bottom view thereof.

The broken lines in FIG. 5 are included for purposes of illustrating portions of the container that form no part of the claimed design.

1 Claim, 4 Drawing Sheets



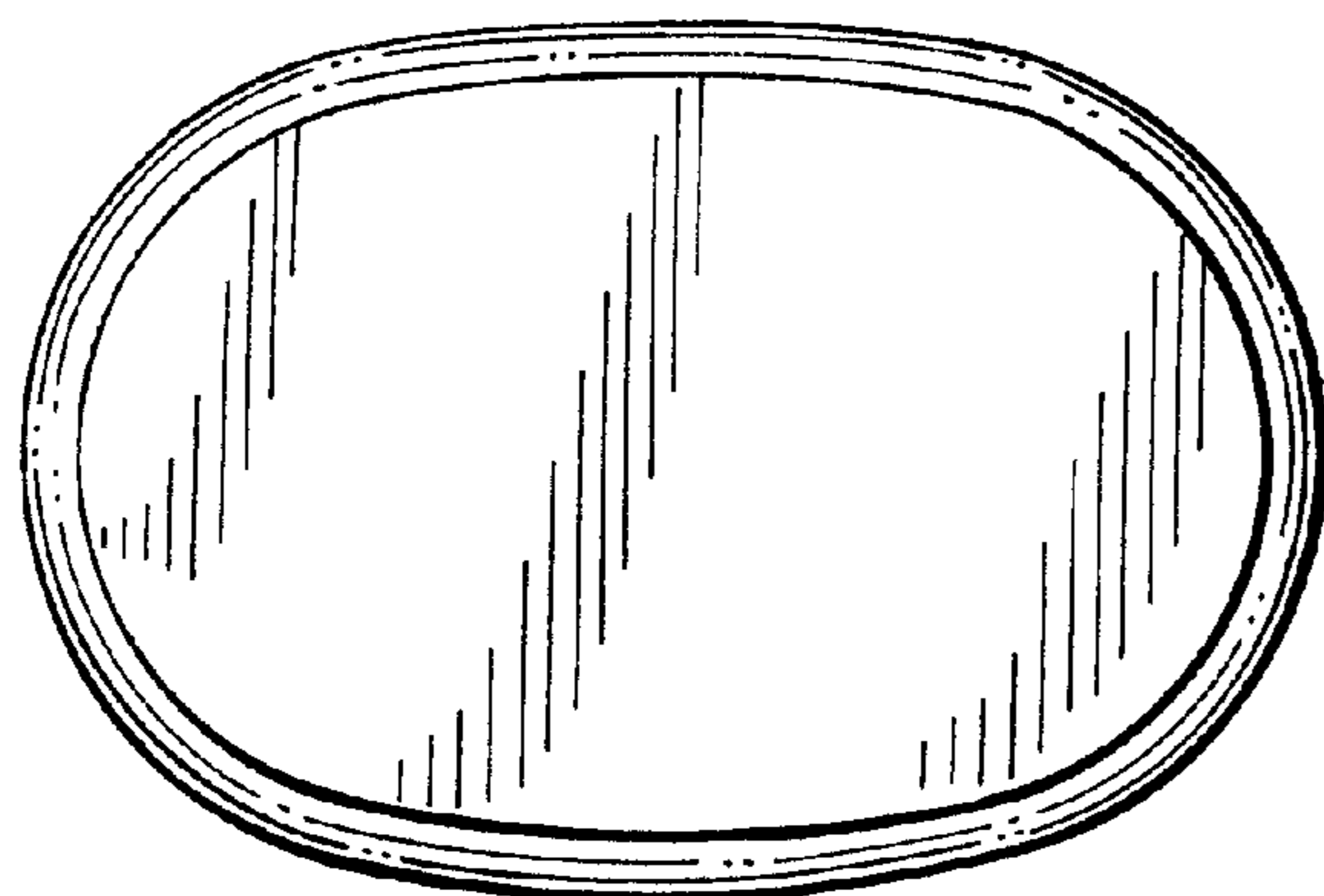


FIG. 1

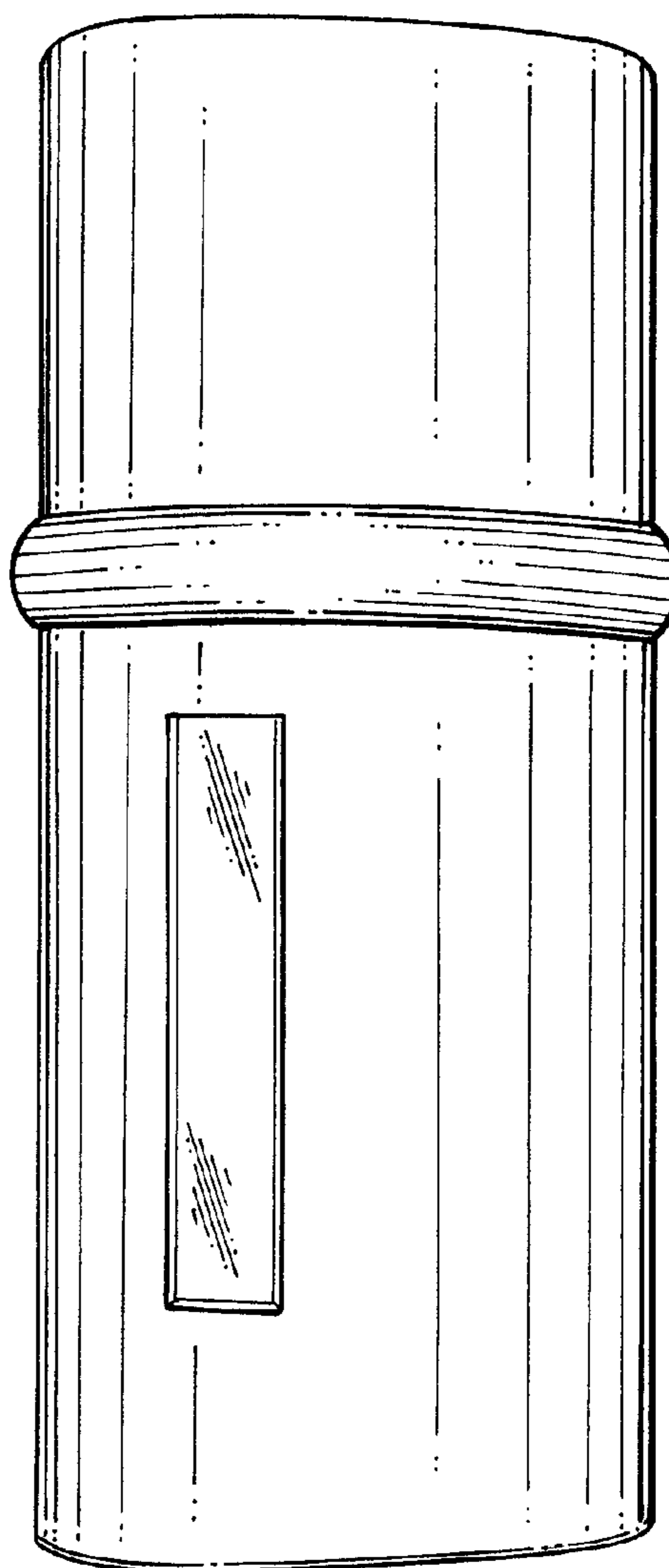


FIG. 2

FIG. 3




FIG. 4




FIG. 5

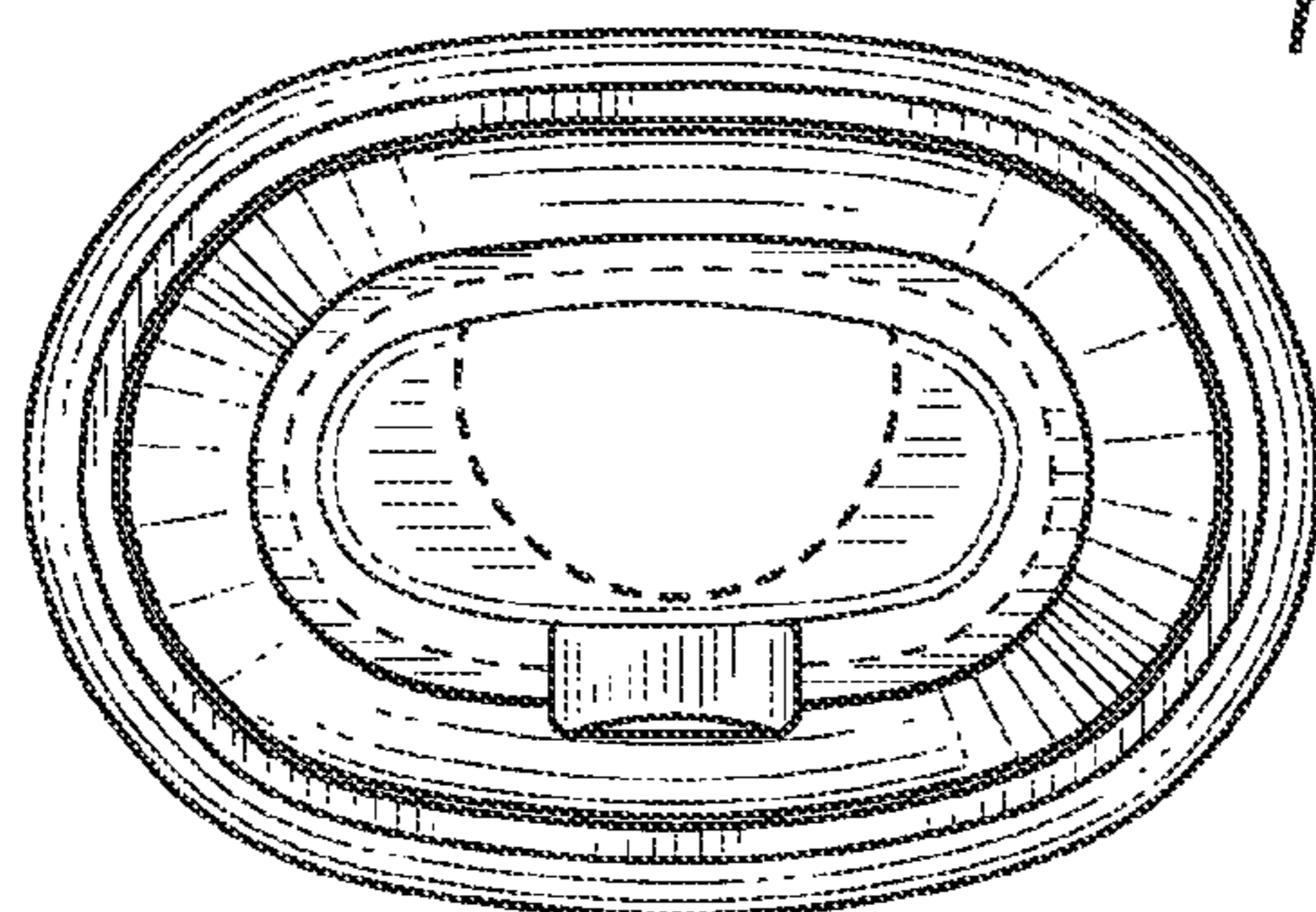
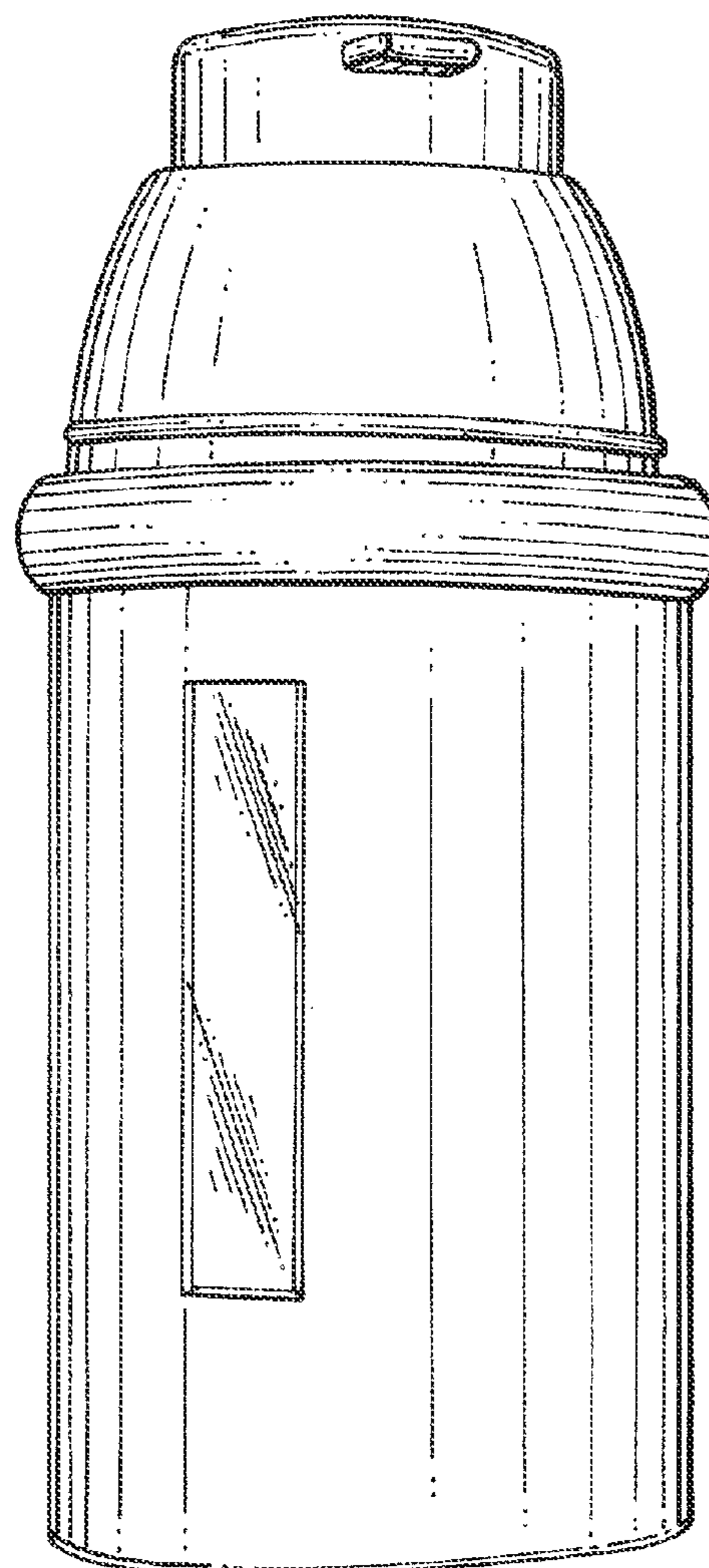


FIG. 6



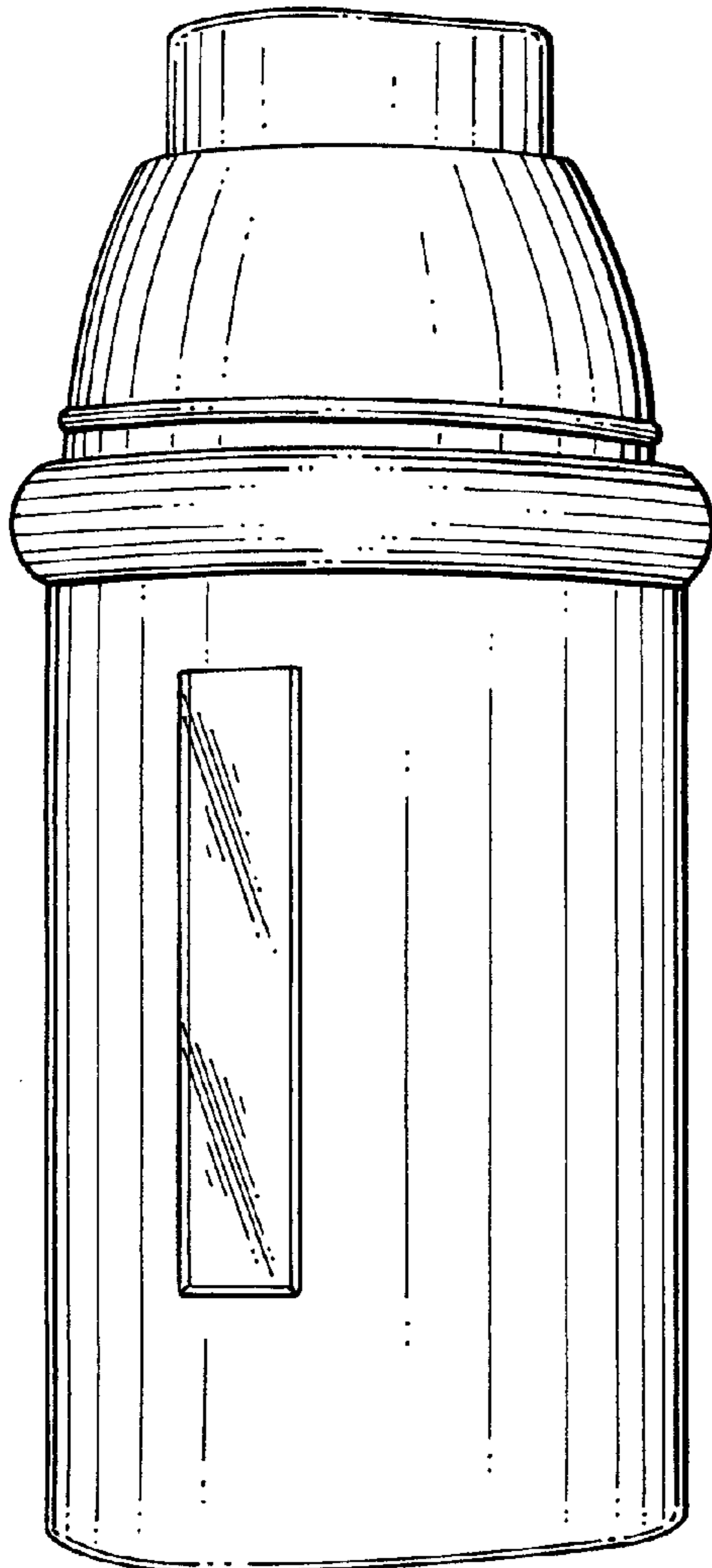


FIG. 7

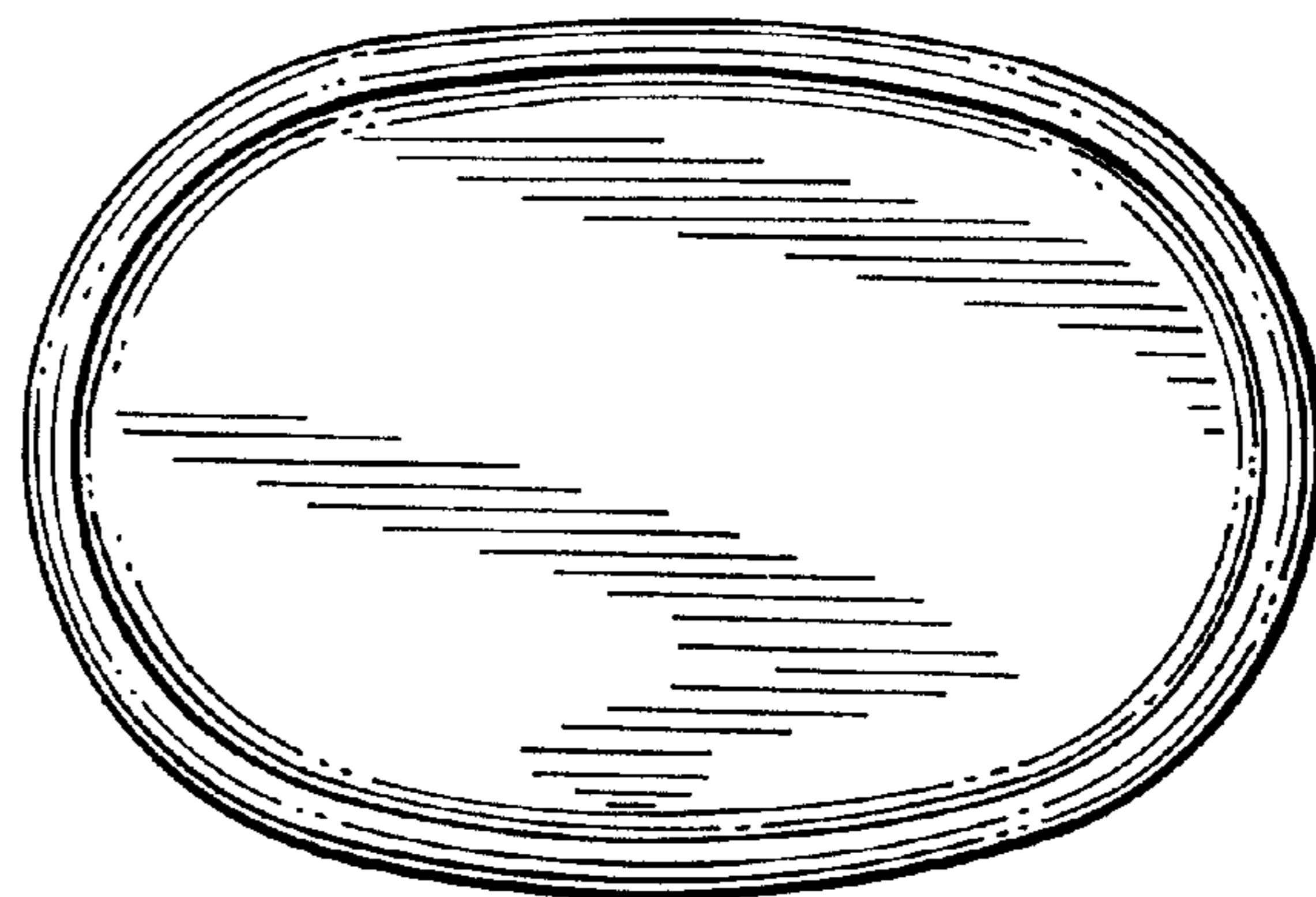


FIG. 8