



US00D715152S

(12) **United States Design Patent**
Maskell et al.

(10) **Patent No.:** **US D715,152 S**

(45) **Date of Patent:** **** Oct. 14, 2014**

(54) **BOTTLE**

(71) Applicant: **Conopco, Inc.**, Englewood Cliffs, NJ (US)

(72) Inventors: **William John Maskell**, Marlborough (GB); **Olly Graham Simpson**, Berks (GB); **Mark Watson**, Marlborough (GB); **Wendi Cooper**, Stamford, CT (US); **John David Almstead, Jr.**, Newtown, CT (US); **William Haze Maffeo**, Hamden, CT (US); **John Pulcifer**, Williamsburg, MI (US)

(73) Assignee: **Conopco, Inc.**, Englewood Cliffs, NJ (US)

(**) Term: **14 Years**

(21) Appl. No.: **29/480,241**

(22) Filed: **Jan. 24, 2014**

(51) **LOC (10) Cl.** **09-01**

(52) **U.S. Cl.**
USPC **D9/566; D9/573**

(58) **Field of Classification Search**
CPC B65D 1/0223; B65D 2501/0081
USPC D9/682-694, 723-729, 516, 517, 526,
D9/537-575; 215/379, 382; 220/669, 675
See application file for complete search history.

(56) **References Cited**

U.S. PATENT DOCUMENTS

D83,892 S *	4/1931	Aste	D9/574
D87,238 S *	6/1932	Peregoy	D9/566
D90,029 S *	5/1933	Grey	D9/562
D92,426 S *	6/1934	Picker	D9/566
D94,936 S *	3/1935	Ahrens	D9/529
D108,727 S *	3/1938	Dunnock	D9/542
D194,713 S *	2/1963	DuPree	D9/658
D308,940 S *	7/1990	Dinand	D9/544

D356,502 S *	3/1995	Poandl	D9/520
D432,427 S *	10/2000	Shanahan	D9/544
D433,932 S *	11/2000	Kuzma et al.	D9/682
D482,793 S *	11/2003	Oyama et al.	D24/224
D538,675 S *	3/2007	Dalton	D9/573
D548,092 S *	8/2007	Klemm	D9/520
D569,736 S *	5/2008	Oates et al.	D9/694
D597,411 S *	8/2009	Colatrella et al.	D9/542
D621,273 S *	8/2010	Bruscha et al.	D9/542
D666,501 S *	9/2012	Brummelhuis et al.	D9/694
D690,204 S *	9/2013	Crawford et al.	D9/565
8,631,963 B2 *	1/2014	Lane et al.	220/675
D704,561 S *	5/2014	Manoel	D9/529

OTHER PUBLICATIONS

Co-Pending application Maskell et al., U.S. Appl. No. 29/480,245, filed Jan. 24, 2014.

* cited by examiner

Primary Examiner — Catherine Tuttle

(74) *Attorney, Agent, or Firm* — Alan A. Bornstein

(57) **CLAIM**

The ornamental design for a bottle, as shown and described.

DESCRIPTION

FIG. 1 is a front perspective view of a bottle showing our new design;

FIG. 2 is a front elevational view thereof, the opposing rear view being a mirror image thereof;

FIG. 3 is a right side elevational view thereof;

FIG. 4 is a left side elevational view thereof;

FIG. 5 is a top plan view thereof; and,

FIG. 6 is a bottom plan view thereof.

The broken lines immediately adjacent to the shaded areas represent the bounds of the claimed design while all other broken lines are directed to environment and are for illustrative purposes only; the broken lines form no part of the claimed design.

1 Claim, 4 Drawing Sheets

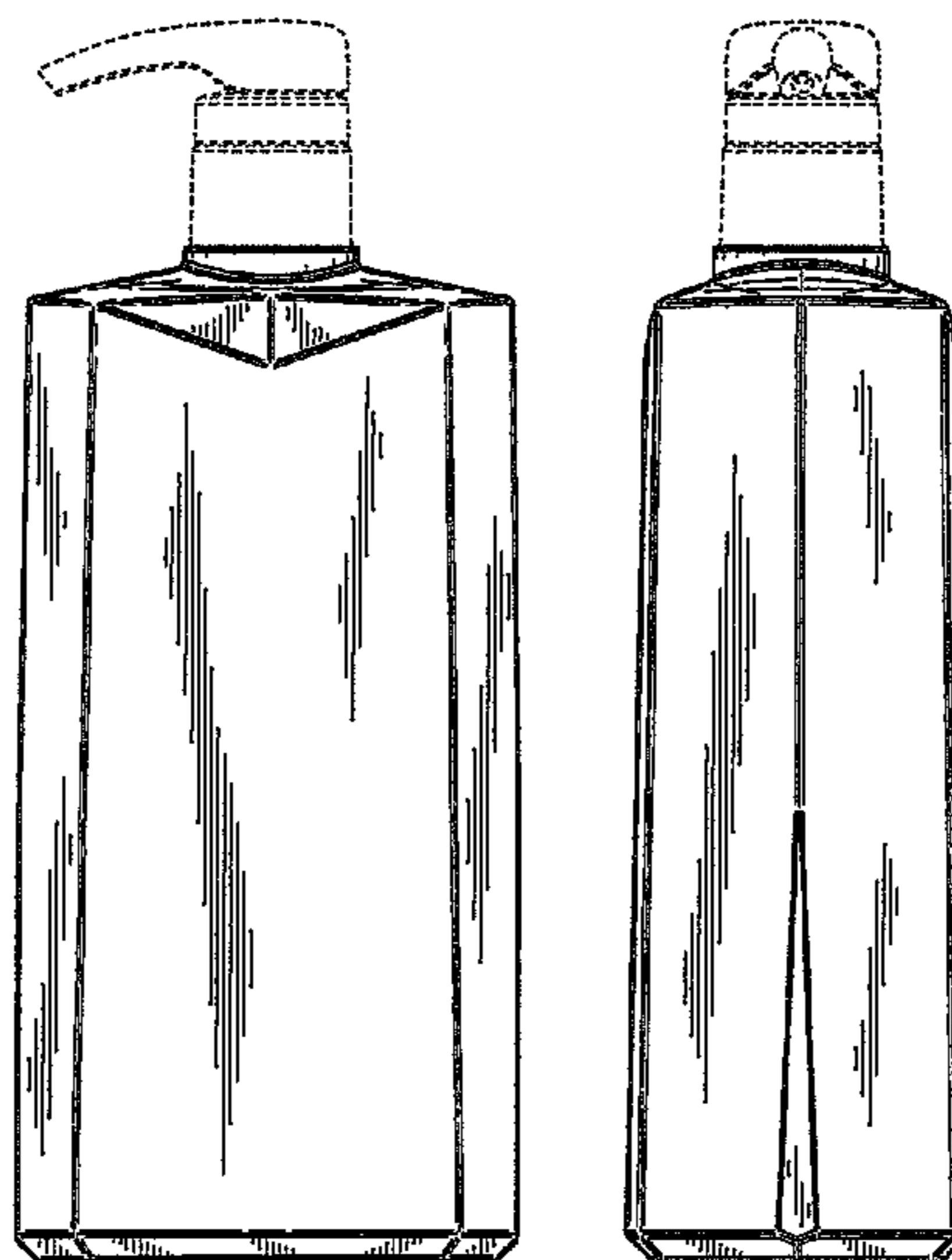


FIG. 1




FIG. 2




FIG. 3




FIG. 4




FIG. 5

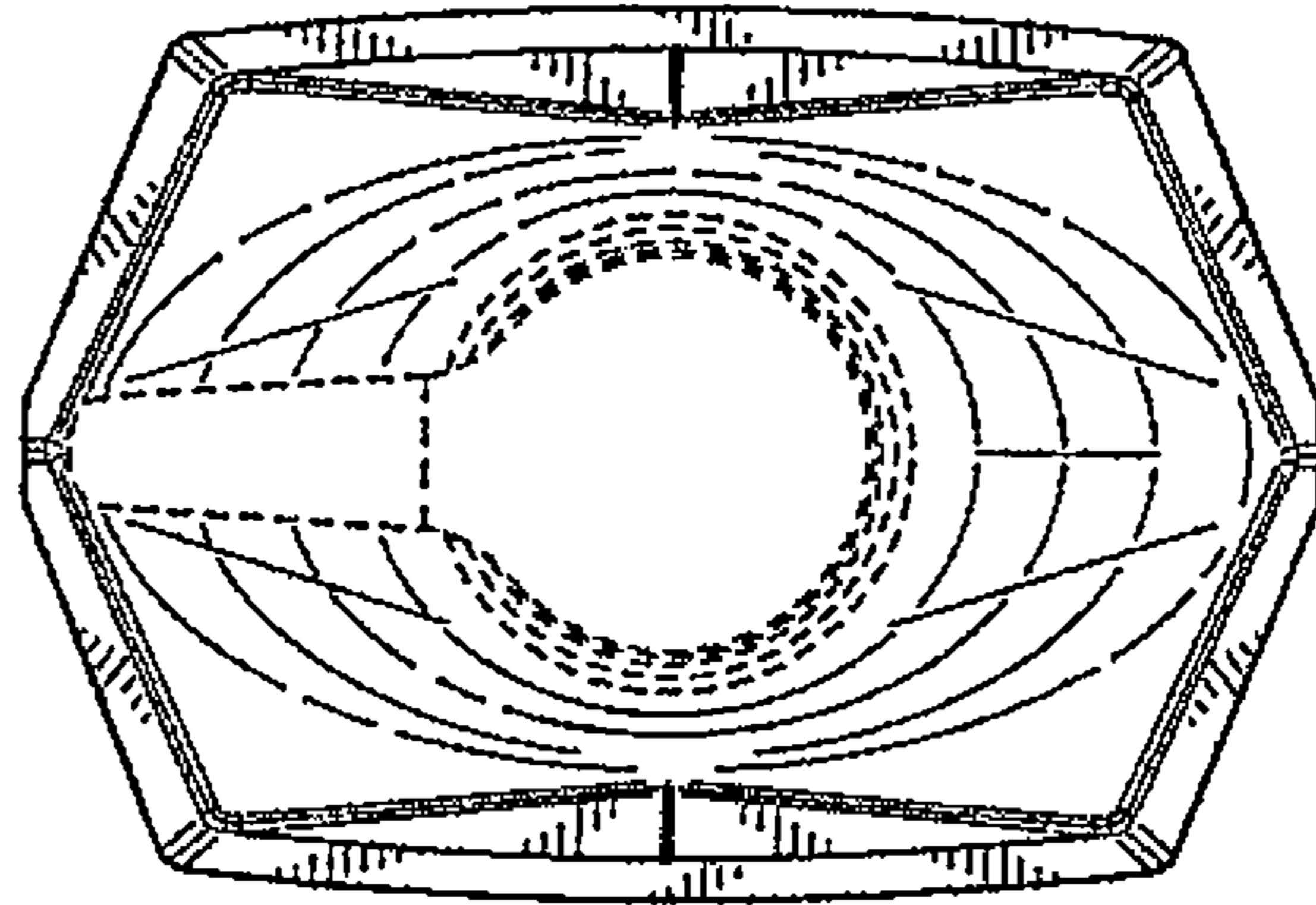


FIG. 6

