



US00D715150S

(12) **United States Design Patent**  
**Fedewa et al.**

(10) **Patent No.:** **US D715,150 S**

(45) **Date of Patent:** **\*\* Oct. 14, 2014**

(54) **CONTAINER**

(75) Inventors: **John Fedewa**, Caledonia, MI (US);  
**Carol T. Zhou**, Kentwood, MI (US);  
**Perry Schwemmin**, LaSalle, MI (US)

(73) Assignee: **Access Business Group International LLC**, Ada, MI (US)

(\*\*) Term: **14 Years**

(21) Appl. No.: **29/430,189**

(22) Filed: **Aug. 22, 2012**

(51) **LOC (10) Cl.** ..... **09-01**

(52) **U.S. Cl.**  
USPC ..... **D9/539**; D9/516; D9/558

(58) **Field of Classification Search**  
CPC ..... B65D 1/00; B65D 1/02; B65D 1/0223;  
B65D 23/00; B65D 23/102; B65D 2501/00;  
B65D 2501/0009; B65D 2501/0081  
USPC ..... D9/500, 503-505, 516, 529-530, 537,  
D9/539, 542, 549, 558, 571, 573, 682,  
D9/686-692, 723, 725-726; D7/509-511;  
215/379, 381-384; 220/660, 669, 675  
See application file for complete search history.

(56) **References Cited**

**U.S. PATENT DOCUMENTS**

D52,472 S	9/1918	Corey	
D53,887 S	10/1919	Connor	
D54,197 S	11/1919	Connor	
D189,373 S *	11/1960	Lerner	D9/539
D198,233 S	5/1964	Anderson	
D198,871 S	8/1964	Akeireb	
D214,554 S	7/1969	Ottman	
D266,990 S	11/1982	Cook	
D268,897 S *	5/1983	du Cret	D9/504
D281,863 S	12/1985	Beechuk et al.	
D345,376 S *	3/1994	Underwood, Jr.	D19/48
D356,160 S *	3/1995	Cautereels	D24/197

D407,980 S *	4/1999	Dinand	D9/500
D411,460 S	6/1999	Nobuto	
D413,067 S *	8/1999	Haley	D9/539
D420,448 S *	2/2000	Brown et al.	D24/197
D422,902 S *	4/2000	Kikuchi	D9/689
D438,785 S	3/2001	Baron	
D444,387 S	7/2001	Adachi et al.	
D448,678 S	10/2001	Bakic	
D475,929 S	6/2003	Bakic	
D486,400 S	2/2004	Bakic	
D495,957 S	9/2004	Bakic	
D521,386 S	5/2006	Priestman	
D526,570 S	8/2006	Bakic	
D528,920 S	9/2006	Priestman	

(Continued)

*Primary Examiner* — Ian Simmons

*Assistant Examiner* — Dana L Meyrow

(74) *Attorney, Agent, or Firm* — Warner Norcross & Judd LLP


(57) **CLAIM**

We claim the ornamental design for a container, as shown and described.

**DESCRIPTION**

FIG. 1 is a perspective view of the container embodying the new design;  
FIG. 2 is a right side view thereof, the left side view being identical;  
FIG. 3 is a front view thereof;  
FIG. 4 is a rear view thereof;  
FIG. 5 is a top view thereof; and,  
FIG. 6 is a bottom view thereof.  
FIGS. 1-6 show features of a container in phantom lines. These features are shown for environmental purposes and do not form any part of the claimed design. Further, the phantom lines immediately adjacent the shaded areas of the design form the boundary of the design, with the phantom lines forming no part of the claimed design.

**1 Claim, 3 Drawing Sheets**



(56)

**References Cited**

U.S. PATENT DOCUMENTS

D532,936 S	11/2006	Bakic	
D533,784 S	12/2006	Bakic	
D535,563 S *	1/2007	Martin .....	D9/500
D535,888 S	1/2007	Kuzma et al.	
D535,891 S	1/2007	Varlet	
D537,350 S	2/2007	Bakic	
D546,695 S	7/2007	Penfold et al.	
D563,233 S	3/2008	Patzak	
D563,793 S	3/2008	Nomoto	
D566,558 S	4/2008	Bakic	
D571,663 S	6/2008	Bakic	
D573,892 S	7/2008	Moretti	
D573,893 S	7/2008	Moretti	
D578,406 S	10/2008	Kuzma et al.	
D580,765 S *	11/2008	Amann .....	D9/504
D581,276 S	11/2008	Kuzma et al.	
D587,586 S	3/2009	Patzak	
D592,516 S	5/2009	Cummings et al.	
D598,781 S *	8/2009	Schwartz et al. ....	D9/558
D605,051 S	12/2009	Bohache et al.	
D608,213 S	1/2010	Kuzma et al.	
D615,405 S	5/2010	Bakic	
D620,316 S *	7/2010	McKinney .....	D7/531
D633,793 S *	3/2011	Reagan et al. ....	D9/500
D644,106 S	8/2011	Almstead, Jr. et al.	

\* cited by examiner

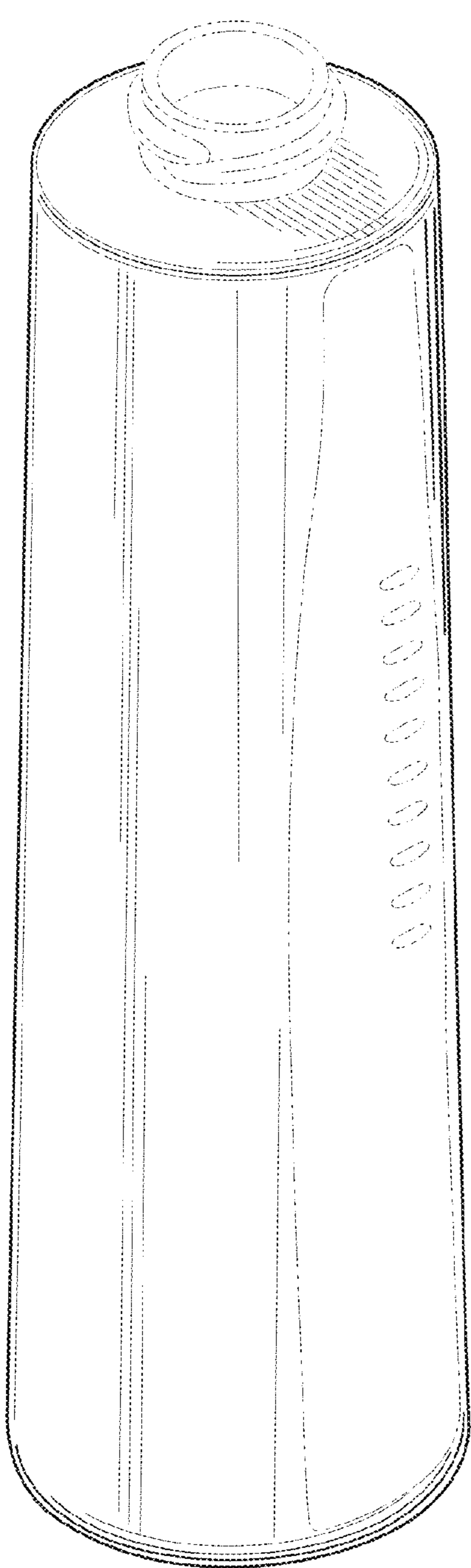


Fig. 1

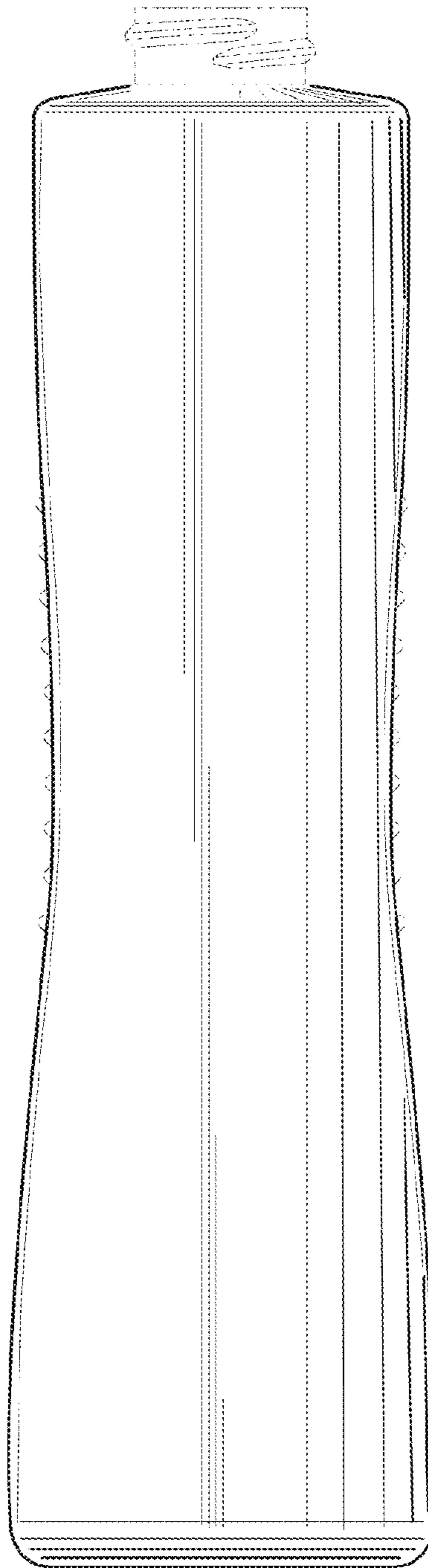


Fig. 2

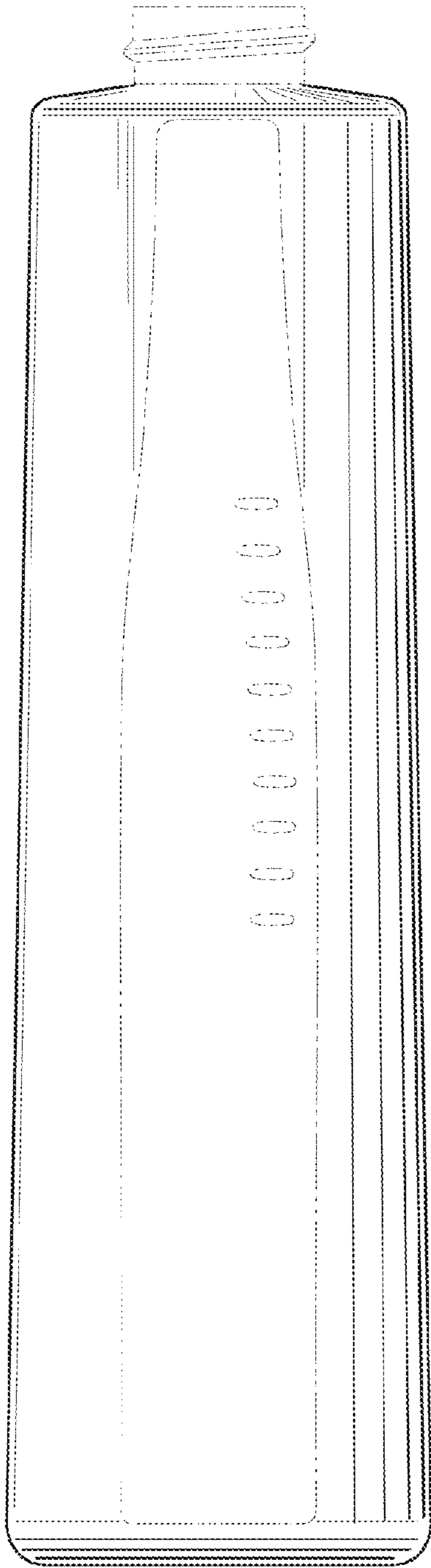


Fig. 3

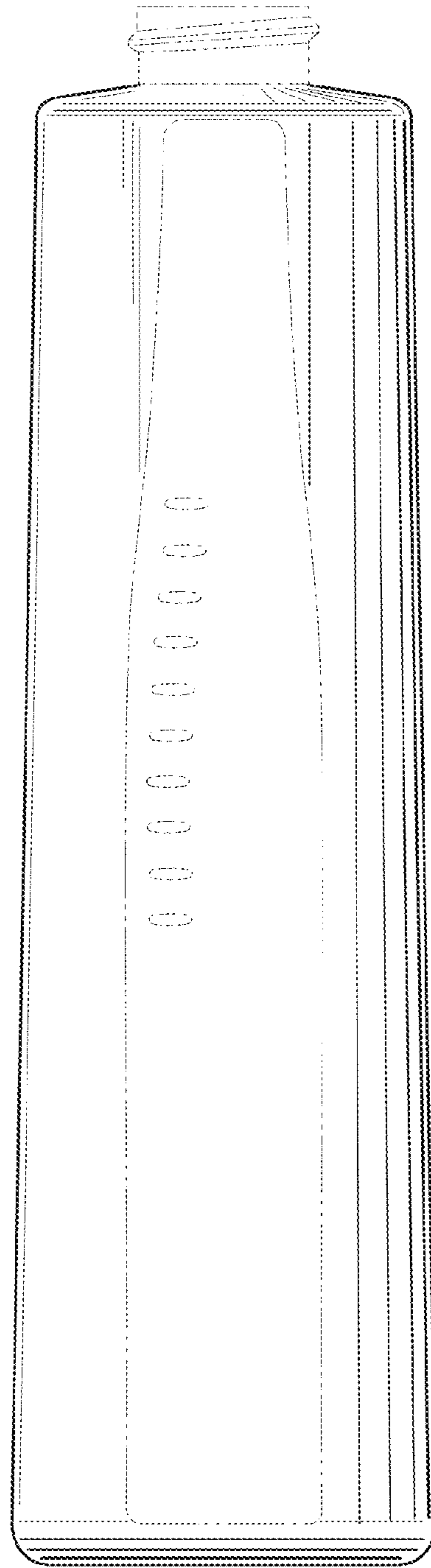


Fig. 4

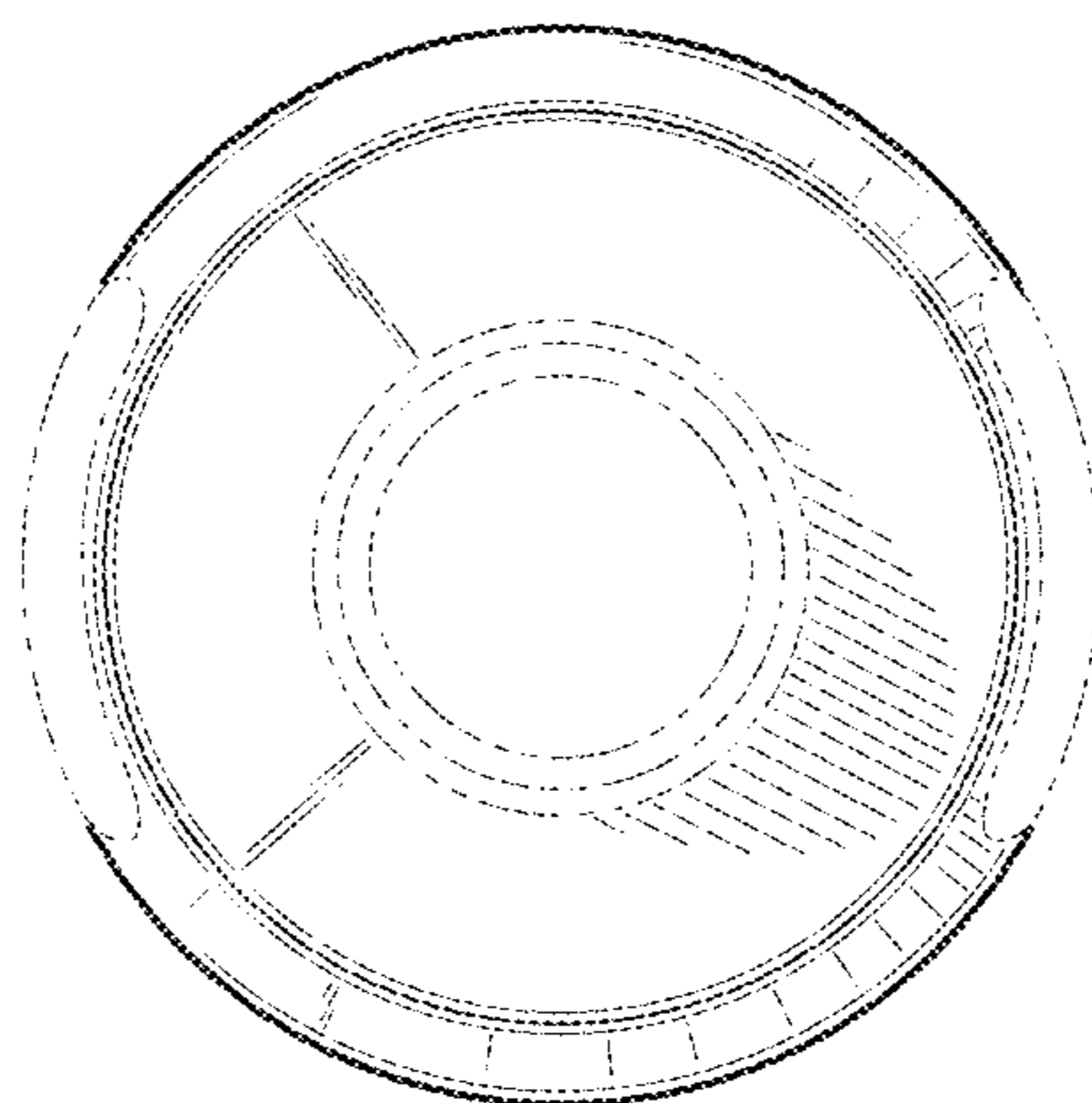


Fig. 5

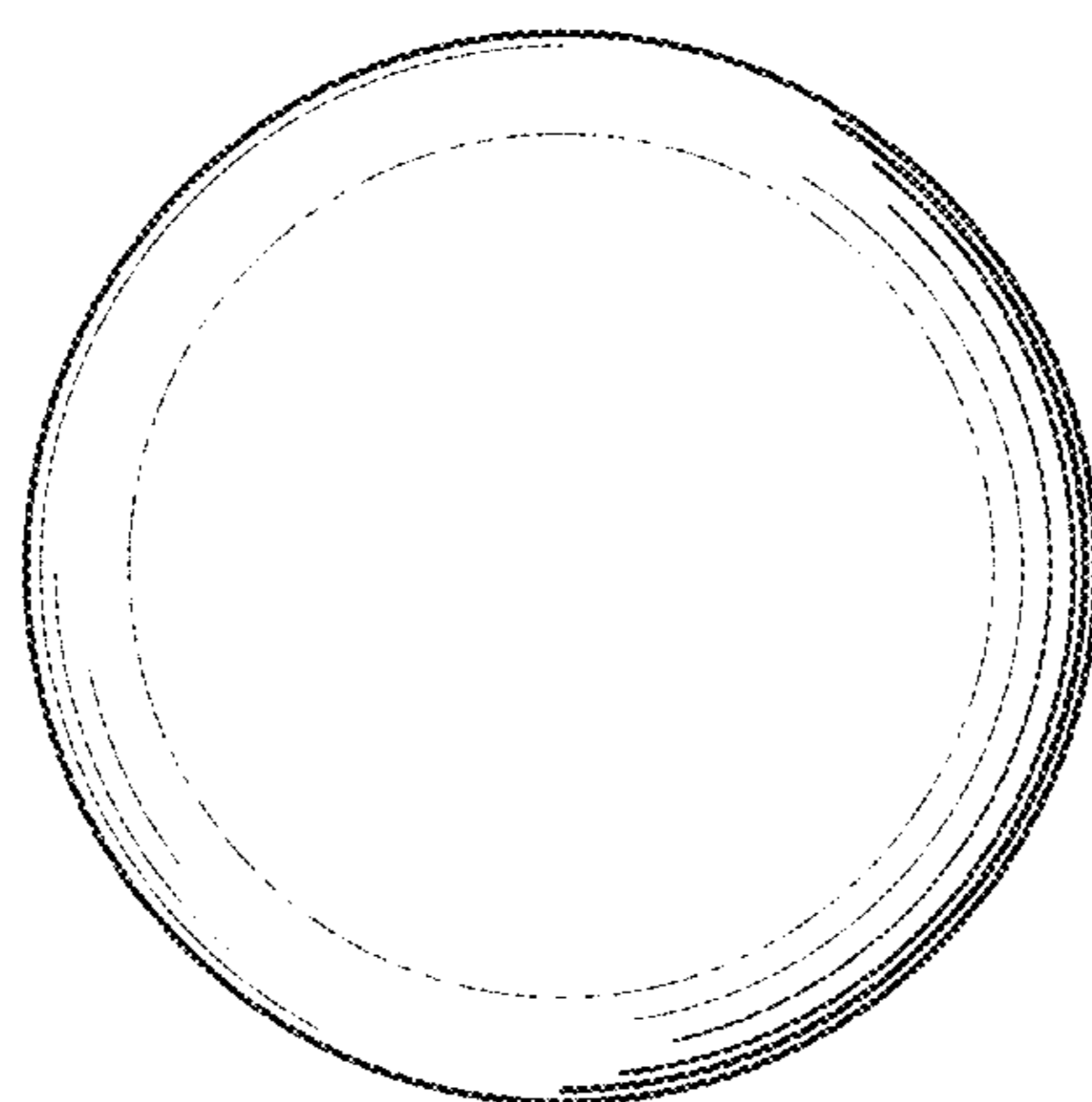


Fig. 6