



US00D715133S

(12) **United States Design Patent**
Pan

(10) **Patent No.:** **US D715,133 S**

(45) **Date of Patent:** **** Oct. 14, 2014**

- (54) **HOOK**
- (71) Applicant: **3M Innovative Properties Company**,
St. Paul, MN (US)
- (72) Inventor: **Angela L. Pan**, Woodbury, MN (US)
- (73) Assignee: **3M Innovative Properties Company**,
St. Paul, MN (US)
- (**) Term: **14 Years**
- (21) Appl. No.: **29/487,018**
- (22) Filed: **Apr. 4, 2014**
- (51) **LOC (10) Cl.** **08-05**
- (52) **U.S. Cl.**
USPC **D8/367**
- (58) **Field of Classification Search**
CPC A47G 1/00; A47G 25/00
USPC D8/367, 354, 349, 373; D6/323;
248/301-304, 339
See application file for complete search history.

D494,452 S *	8/2004	Sheldon et al.	D8/367
D543,837 S *	6/2007	Newbould et al.	D8/367
D554,481 S *	11/2007	Newbould et al.	D8/367
D554,482 S *	11/2007	Hager et al.	D8/367
D565,939 S *	4/2008	Newbould et al.	D8/367
D572,121 S *	7/2008	Shiffler	D8/367
D579,322 S *	10/2008	Newbould et al.	D8/367
D583,653 S *	12/2008	Thompson et al.	D8/367
D584,939 S *	1/2009	Snell	D8/367
D603,688 S *	11/2009	Chiu	D8/367
D609,995 S *	2/2010	Hager et al.	D8/367
7,833,620 B2 *	11/2010	Enserink et al.	428/321.1
D632,951 S *	2/2011	McGreevy et al.	D8/367
D641,228 S *	7/2011	Qiblawi et al.	D8/367
D641,229 S *	7/2011	Qiblawi et al.	D8/367
D665,653 S *	8/2012	Thompson et al.	D8/367
D678,041 S *	3/2013	Pan et al.	D8/367
D680,804 S *	4/2013	Gilboe	D7/367
D697,387 S *	1/2014	Starck	D8/367
D697,388 S *	1/2014	Pan	D8/367
D697,389 S *	1/2014	Pan	D8/367

* cited by examiner

Primary Examiner — Cynthia Underwood
(74) *Attorney, Agent, or Firm* — Irina Hass

(57) **CLAIM**
The ornamental design for a hook, as shown and described.

(56) **References Cited**

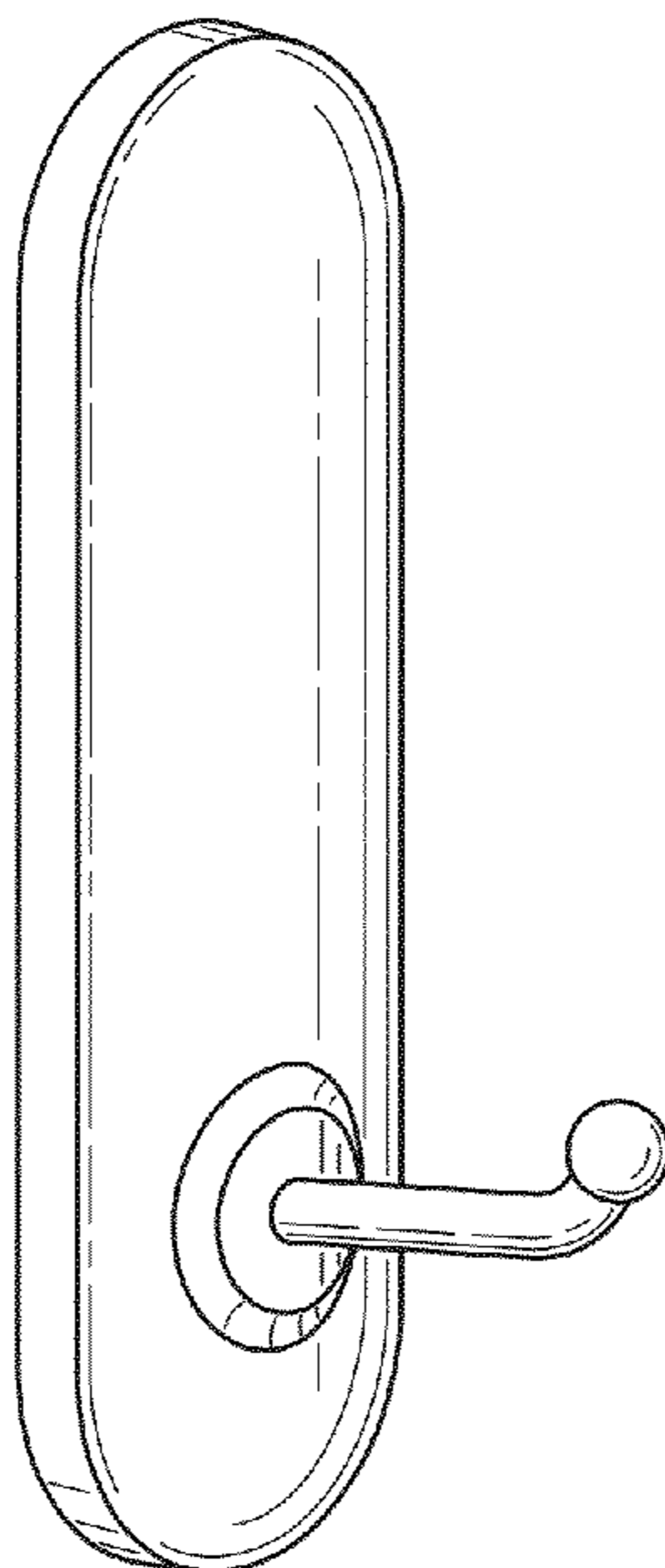
U.S. PATENT DOCUMENTS

D241,206 S *	8/1976	Halsted et al.	D6/323
D289,139 S *	4/1987	Chasen	D8/367
D289,255 S *	4/1987	Chasen	D8/367
D307,539 S *	5/1990	Goodman et al.	D8/367
D339,058 S *	9/1993	Greenhut et al.	D8/367
D345,497 S *	3/1994	Miller	D8/367
D361,930 S *	9/1995	Fillipp et al.	D8/367
D390,014 S *	2/1998	Ho	D6/323
D393,412 S *	4/1998	Bries et al.	D8/367
D417,385 S *	12/1999	Bries et al.	D8/367
6,325,342 B1 *	12/2001	Dignat	248/118
D480,292 S *	10/2003	Johansson et al.	D8/367

DESCRIPTION

FIG. 1 is a perspective view showing the new design for a hook;
FIG. 2 is a front view thereof;
FIG. 3 is a rear view thereof;
FIG. 4 is a right side view thereof, a left side view being a mirror image thereof;
FIG. 5 is a top view thereof; and,
FIG. 6 is a bottom view thereof.

1 Claim, 1 Drawing Sheet



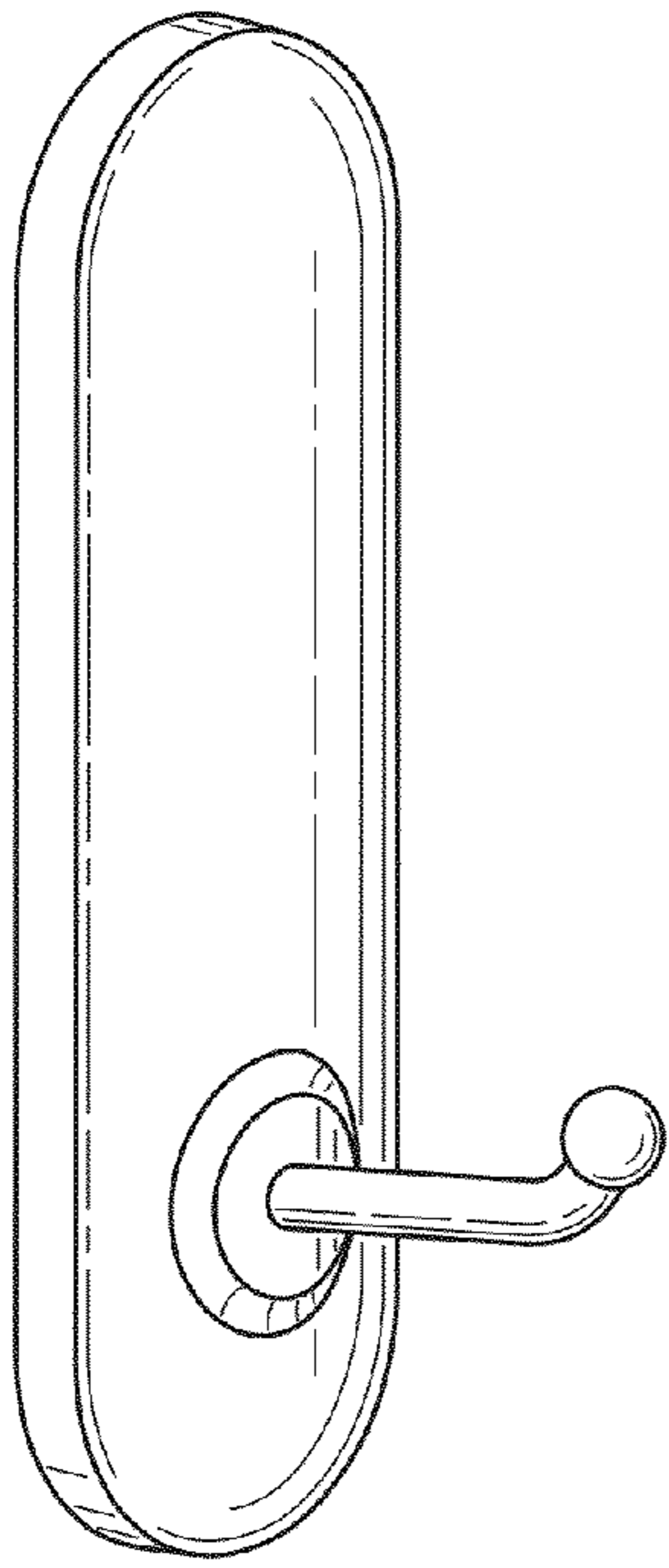


Fig. 1

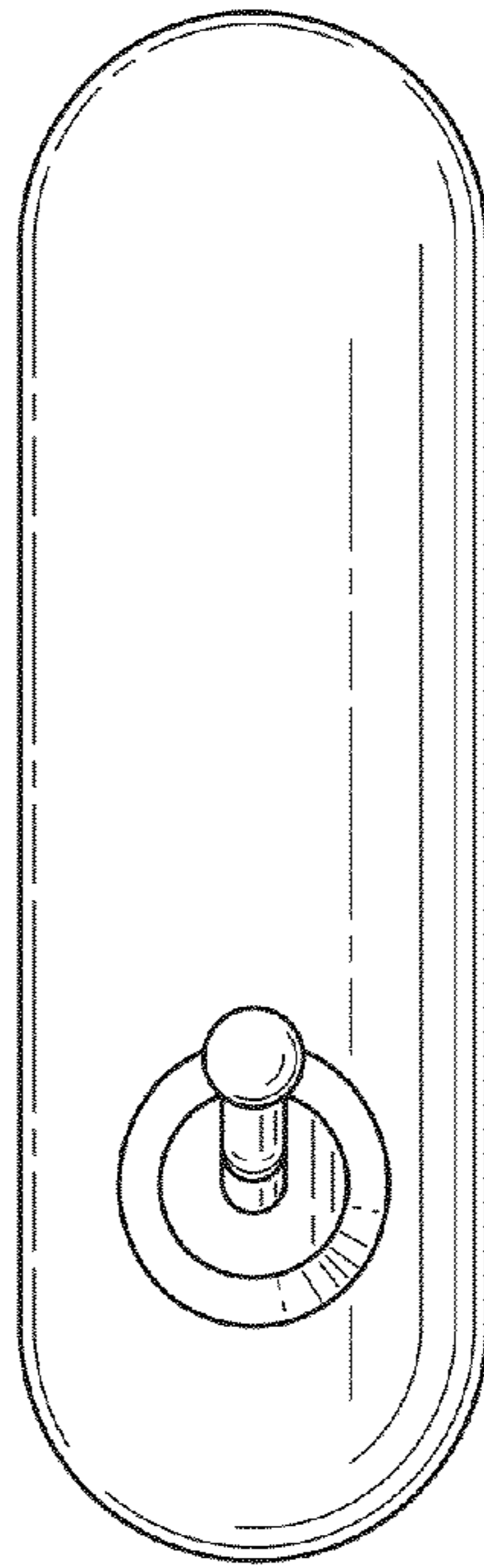


Fig. 2

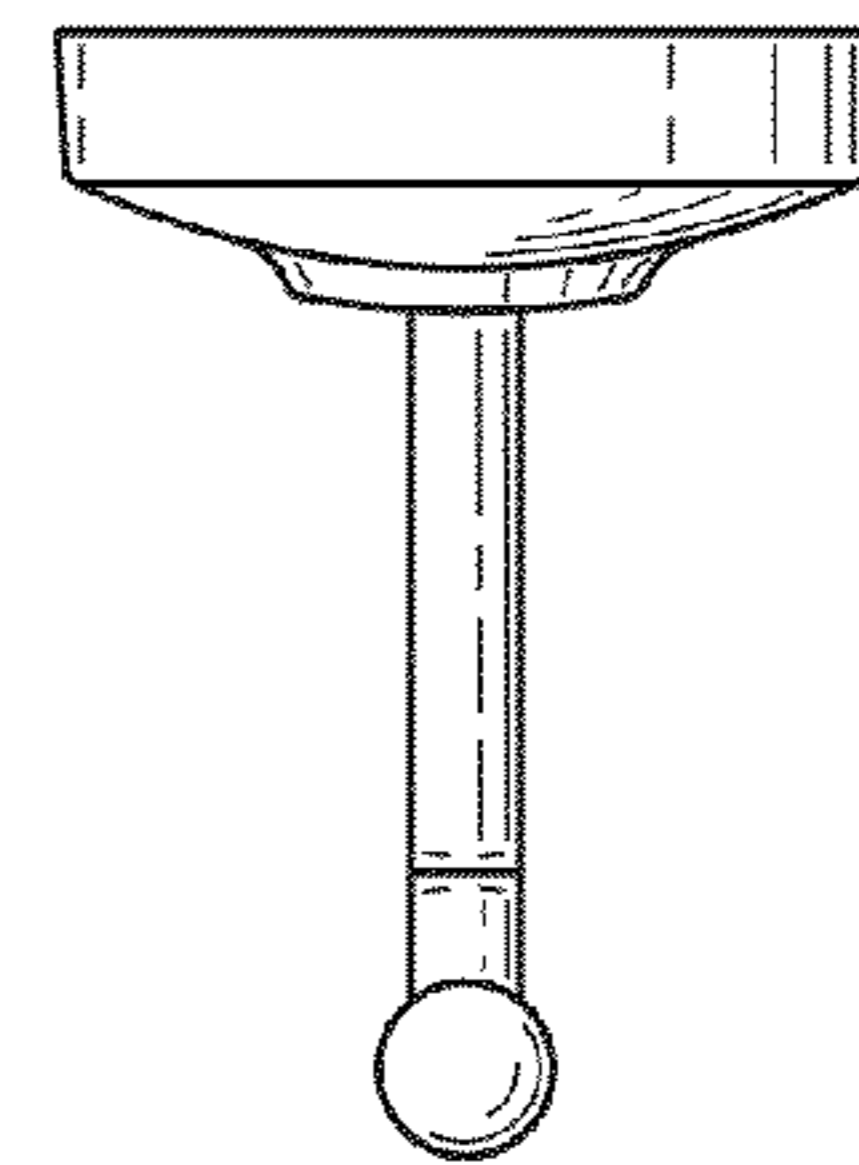


Fig. 5




Fig. 3

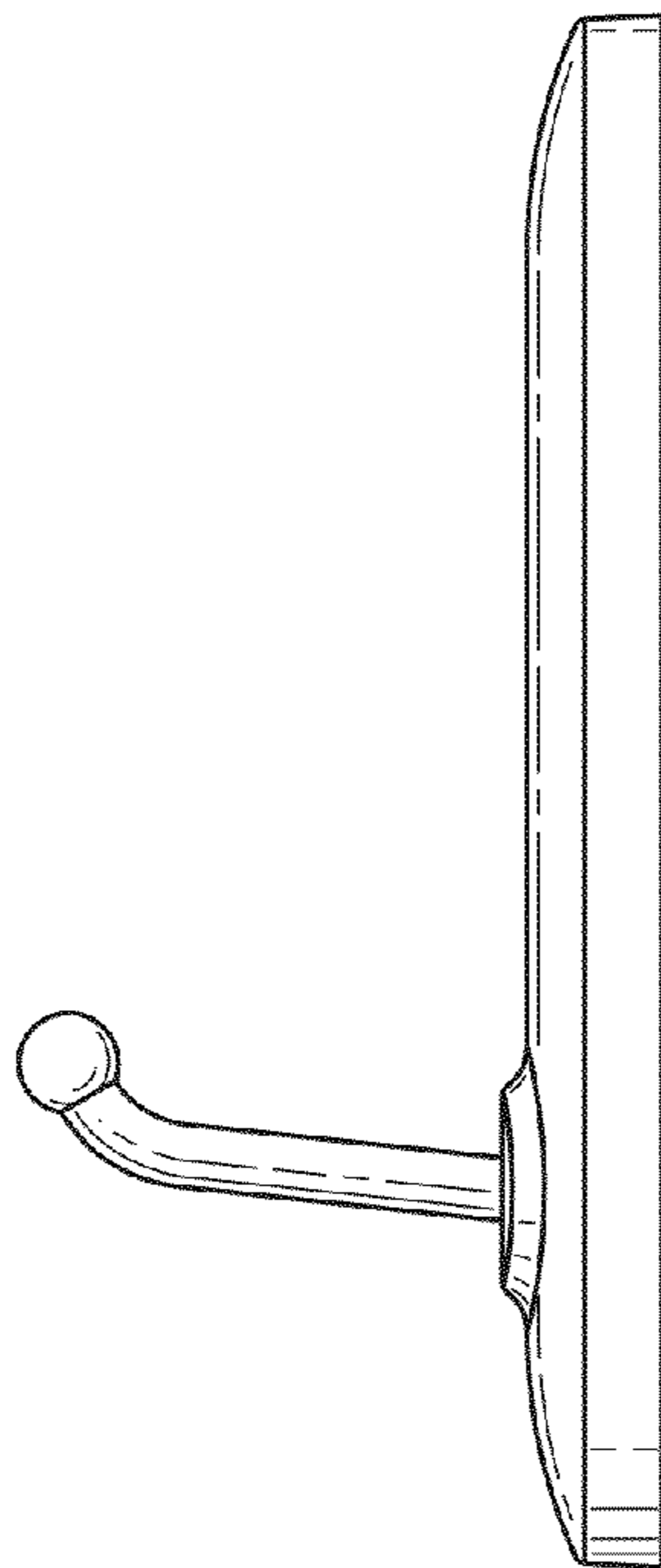


Fig. 4

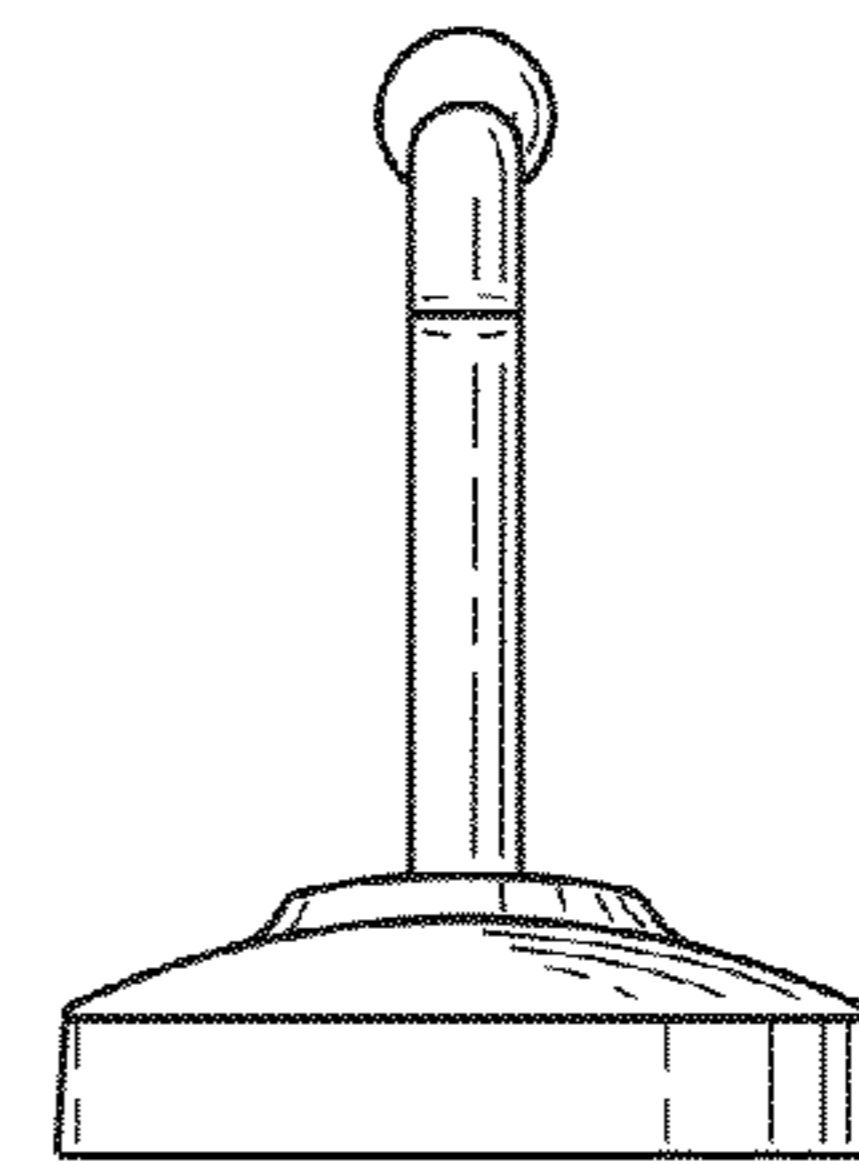


Fig. 6