



US00D715124S

(12) **United States Design Patent**
Hicks

(10) **Patent No.:** **US D715,124 S**

(45) **Date of Patent:** **** Oct. 14, 2014**

(54) **RESCUE TOOL**

(76) Inventor: **Timothy Mark Hicks**, Luxembourg
(LU)

(**) Term: **14 Years**

(21) Appl. No.: **29/417,971**

(22) Filed: **Apr. 11, 2012**

(30) **Foreign Application Priority Data**

Oct. 11, 2011 (WO) DM/077 181

(51) **LOC (10) CL.** **08-03**

(52) **U.S. Cl.**
USPC **D8/98; D8/105**

(58) **Field of Classification Search**
USPC D8/14, 47, 87, 98, 102-103, 105, 107;
D19/35, 36; 7/100, 143-145, 158;
30/308.1; 81/177.1, 177.7, 436-440,
81/489

See application file for complete search history.

(56) **References Cited**

U.S. PATENT DOCUMENTS

D33,792	S	*	12/1900	Adkins	D8/47
1,503,323	A	*	7/1924	Heasley	7/144
D121,308	S	*	7/1940	Seonski	D8/81
D138,875	S	*	9/1944	Weiss	D8/98
D139,475	S	*	11/1944	Laughlin	D8/80
2,613,745	A	*	10/1952	Wimberly et al.	30/363
2,848,809	A	*	8/1958	Crowder	30/164.9
D203,134	S	*	12/1965	Lowe, III	D8/81
3,706,106	A	*	12/1972	Leopoldi	7/158
4,456,255	A	*	6/1984	Braunhut	463/47.7
D290,334	S	*	6/1987	Reynolds, Jr.	D8/105
5,630,242	A	*	5/1997	Oginaezawa	7/144
5,638,566	A	*	6/1997	Wu	7/167
D385,771	S	*	11/1997	Chiang	D8/105
D397,147	S	*	8/1998	Mackenzie	D19/36

D410,029	S	*	5/1999	Melnick	D19/36
D413,781	S	*	9/1999	Wong	D8/81
D416,652	S	*	11/1999	Martin	D30/156
D417,130	S	*	11/1999	Hollinger	D8/81
D436,126	S	*	1/2001	Rosenbaum	D19/36
D450,086	S	*	11/2001	Rosenbaum	D19/36
6,453,564	B1	*	9/2002	Foley	30/359
6,467,114	B1	*	10/2002	Sigl	7/144
D472,444	S	*	4/2003	Gesheit	D8/81
6,574,816	B2	*	6/2003	Yu Chen	7/100
D476,874	S	*	7/2003	Kim	D8/81
D498,401	S	*	11/2004	Lin et al.	D8/81
6,846,123	B1	*	1/2005	Bedford	401/195
D515,902	S	*	2/2006	Kim	D8/105
D520,840	S	*	5/2006	Bhavnani	D8/81
7,181,798	B2	*	2/2007	Hayhurst	7/144
D577,931	S	*	10/2008	Thompson	D6/495
D579,301	S	*	10/2008	Jones	D8/105

(Continued)

Primary Examiner — Philip S Hyder

Assistant Examiner — Roselynn Cody

(74) *Attorney, Agent, or Firm* — Cantor Colburn LLP

(57) **CLAIM**

I claim, the ornamental design for a rescue tool, as shown and described.

DESCRIPTION

FIG. 1 is a bottom plan view of a rescue tool, showing my new design;

FIG. 2 is an elevation view of a first side thereof;

FIG. 3 is a top plan view thereof;

FIG. 4 is an elevation view of a second side thereof;

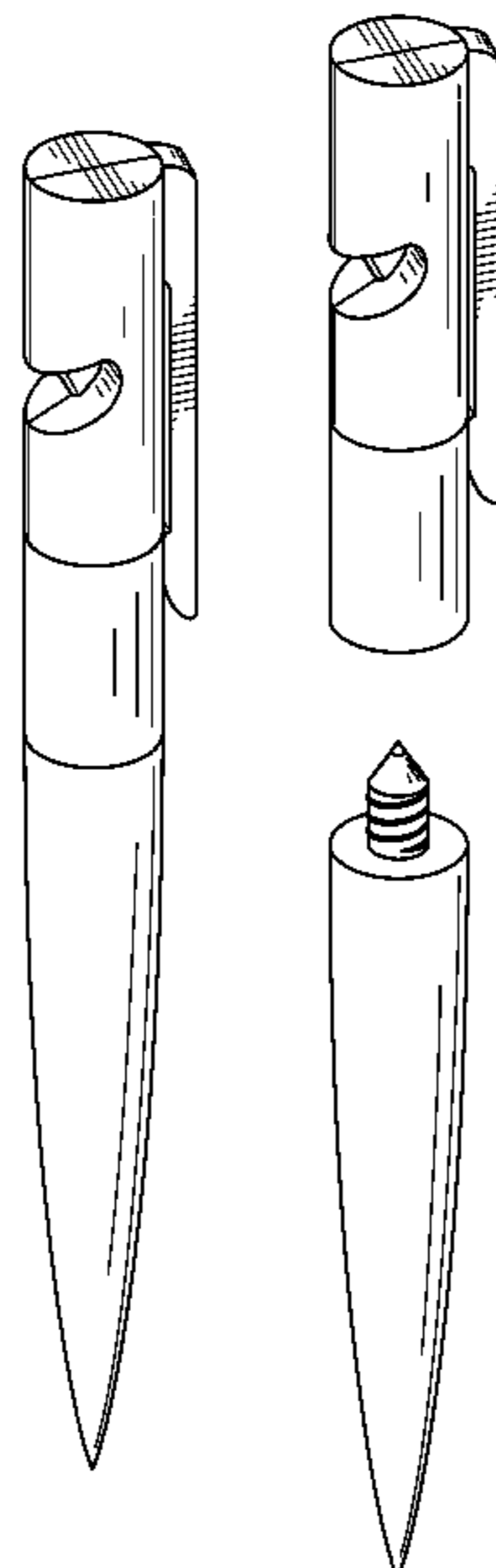
FIG. 5 is an elevation view of a third side thereof, opposite from that shown in FIG. 2;

FIG. 6 is an elevation view of a fourth side thereof, opposite from that shown in FIG. 4;

FIG. 7 is a perspective view thereof; and,

FIG. 8 is an exploded perspective view thereof.

1 Claim, 4 Drawing Sheets



US D715,124 S

Page 2

(56)

References Cited

U.S. PATENT DOCUMENTS

D595,105 S * 6/2009 White D8/105
D642,444 S * 8/2011 Kommer D8/105
D645,718 S * 9/2011 Crystal et al. D8/98

8,191,192 B1 * 6/2012 Barker 7/160
2004/0250352 A1 * 12/2004 Yeh 7/160
2005/0138737 A1 * 6/2005 Klein 7/160
2007/0261174 A1 * 11/2007 Barker 7/160

* cited by examiner

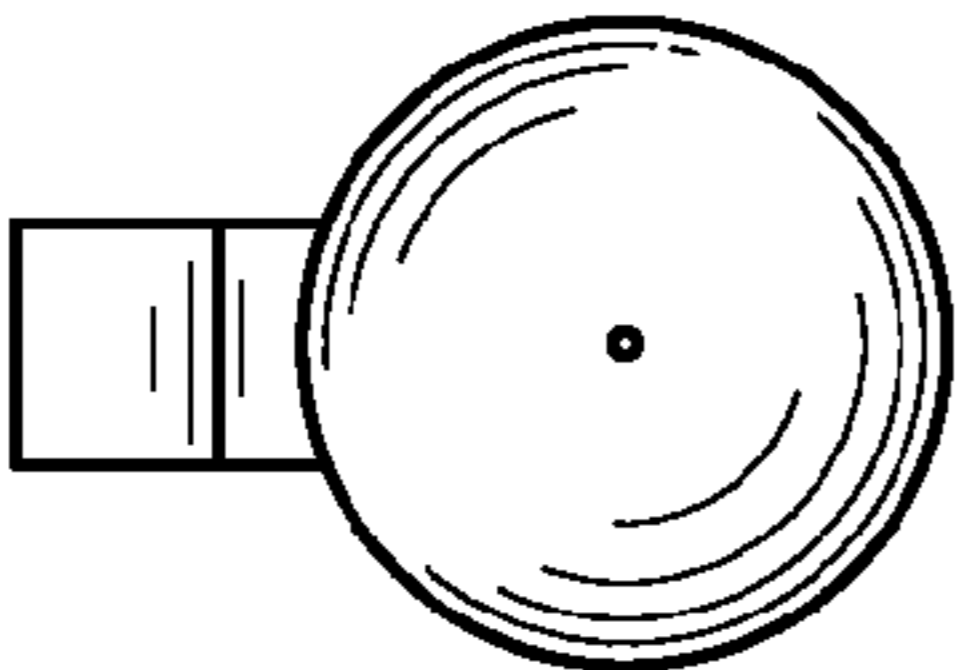


FIG. 1

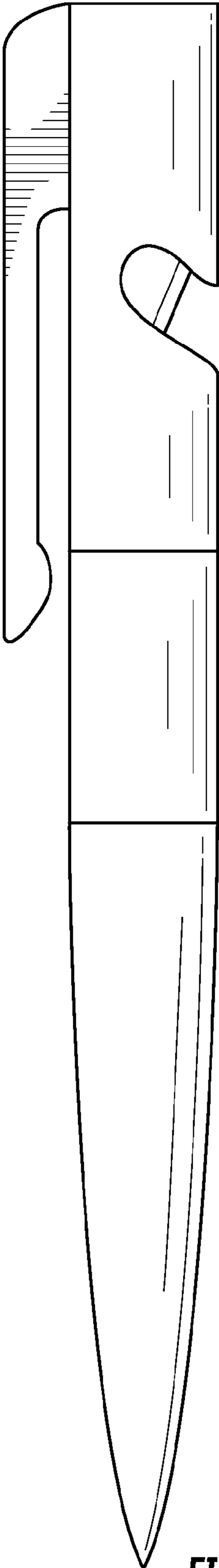


FIG. 2

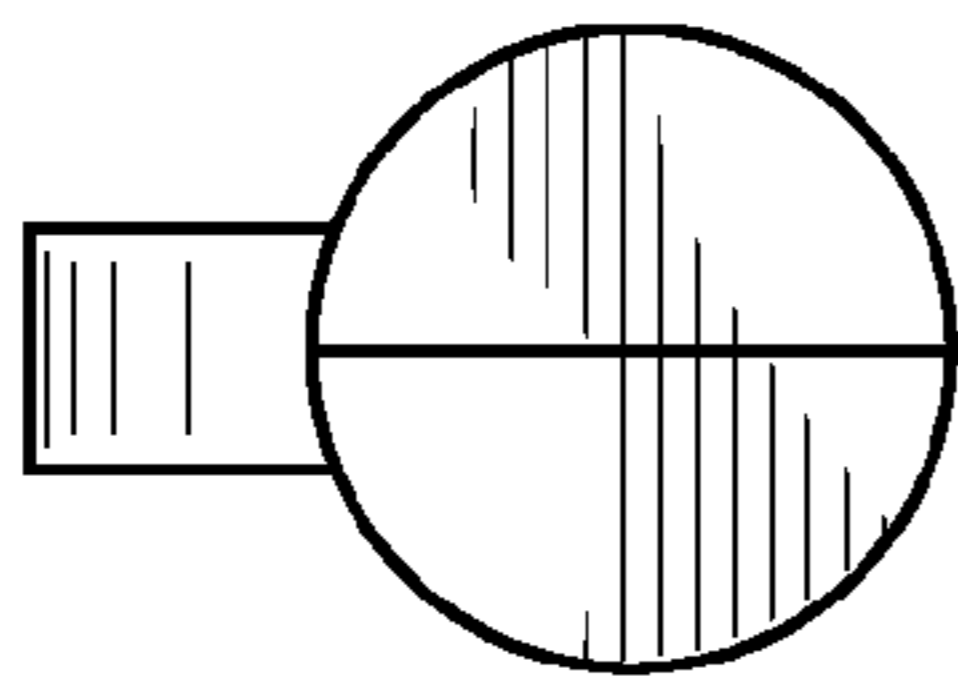


FIG. 3

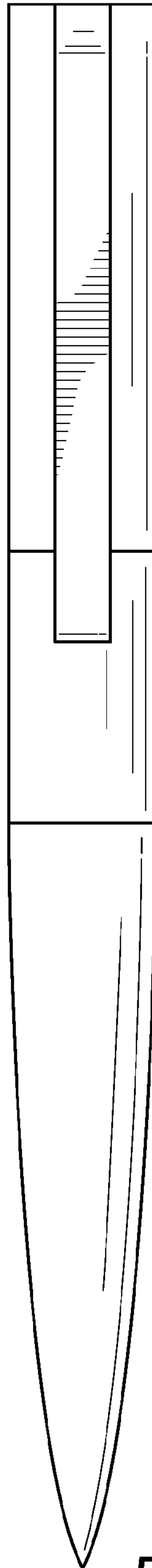


FIG. 4

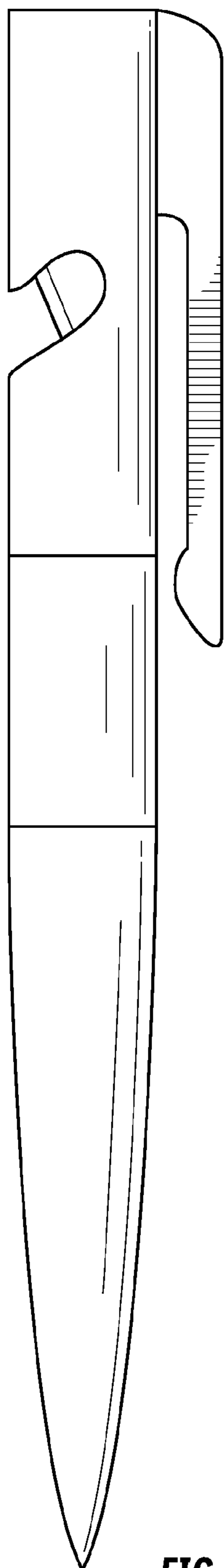


FIG. 5

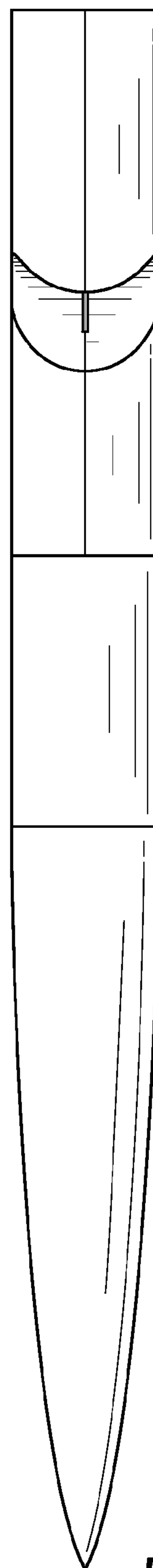


FIG. 6

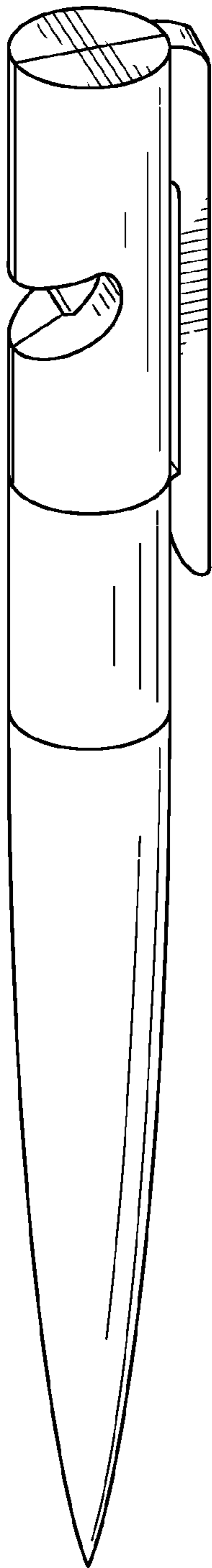


FIG. 7

FIG. 8

