



US00D715119S

(12) **United States Design Patent**
Petrossian

(10) **Patent No.:** **US D715,119 S**
(45) **Date of Patent:** **** Oct. 14, 2014**

(54) **CAN OPENER**
(71) Applicant: **Armen Petrossian**, Paris (FR)
(72) Inventor: **Armen Petrossian**, Paris (FR)
(73) Assignee: **Caviar Petrossian S.A.** (FR)
(**) Term: **14 Years**

2,062,182	A *	11/1936	Kubitz	30/411
D293,198	S *	12/1987	Schumacher et al.	D8/18
6,234,812	B1 *	5/2001	Ivers et al.	439/131
D476,700	S *	7/2003	Manville	D21/484
D482,413	S *	11/2003	Manville	D21/484
D516,668	S *	3/2006	Costa et al.	D23/208
D549,829	S *	8/2007	Jodaikin et al.	D24/180
7,605,330	B1 *	10/2009	Black et al.	174/54
D644,075	S *	8/2011	Barnett	D8/18
D655,143	S *	3/2012	Lindsey	D8/40
8,672,328	B2 *	3/2014	Bazarko	273/294

(21) Appl. No.: **29/464,834**

* cited by examiner

(22) Filed: **Aug. 21, 2013**

Primary Examiner — Elizabeth Albert

(30) **Foreign Application Priority Data**

(74) *Attorney, Agent, or Firm* — St. Onge Steward Johnston & Reens LLC

Feb. 27, 2013 (EM) 002192872-0001

(51) **LOC (10) Cl.** **07-99**

(57) **CLAIM**

(52) **U.S. Cl.**

The ornamental design for a can opener, as shown and described.

USPC **D8/33**

(58) **Field of Classification Search**

DESCRIPTION

USPC D8/18, 33-43, 88, 89, 105; 7/113,
7/151-156; 81/3.07, 3.09, 3.2, 3.27,
81/3.29, 3.31, 3.35, 3.37, 3.4, 3.48, 3.49,
81/3.55; D21/386, 484
See application file for complete search history.

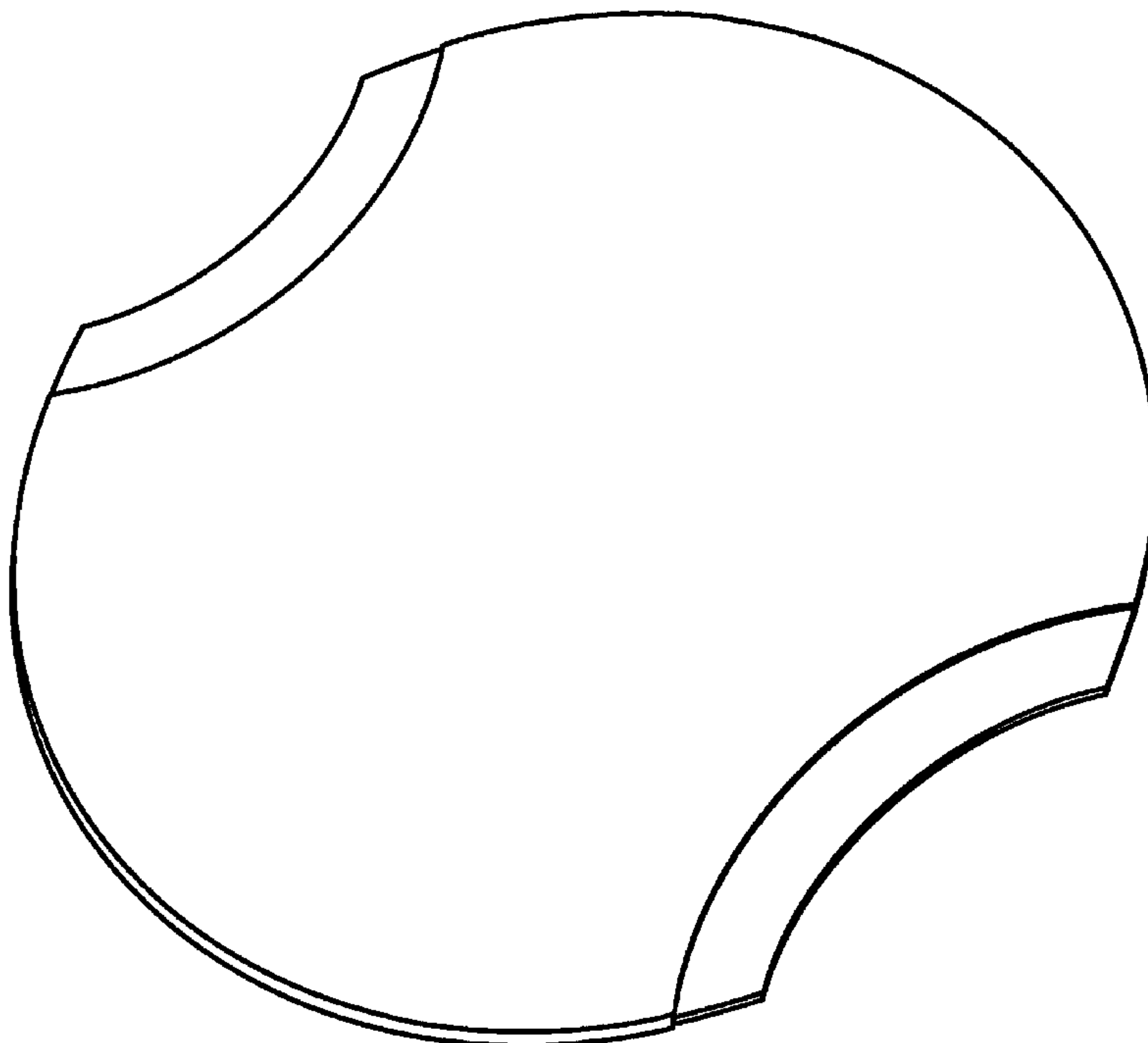
FIG. 1 is a top front isometric view of a can opener in accordance with the new design;
FIG. 2 is a bottom left side isometric view thereof;
FIG. 3 is a top plan view thereof;
FIG. 4 is a front elevational view thereof, the rear elevational view being a mirror image thereof;
FIG. 5 is a right side elevational view thereof; and,
FIG. 6 is a left side elevational view thereof.

(56) **References Cited**

U.S. PATENT DOCUMENTS

1 Claim, 6 Drawing Sheets

1,110,720	A *	9/1914	Schultz	81/3.27
1,617,253	A *	2/1927	Hosking, Jr.	30/446



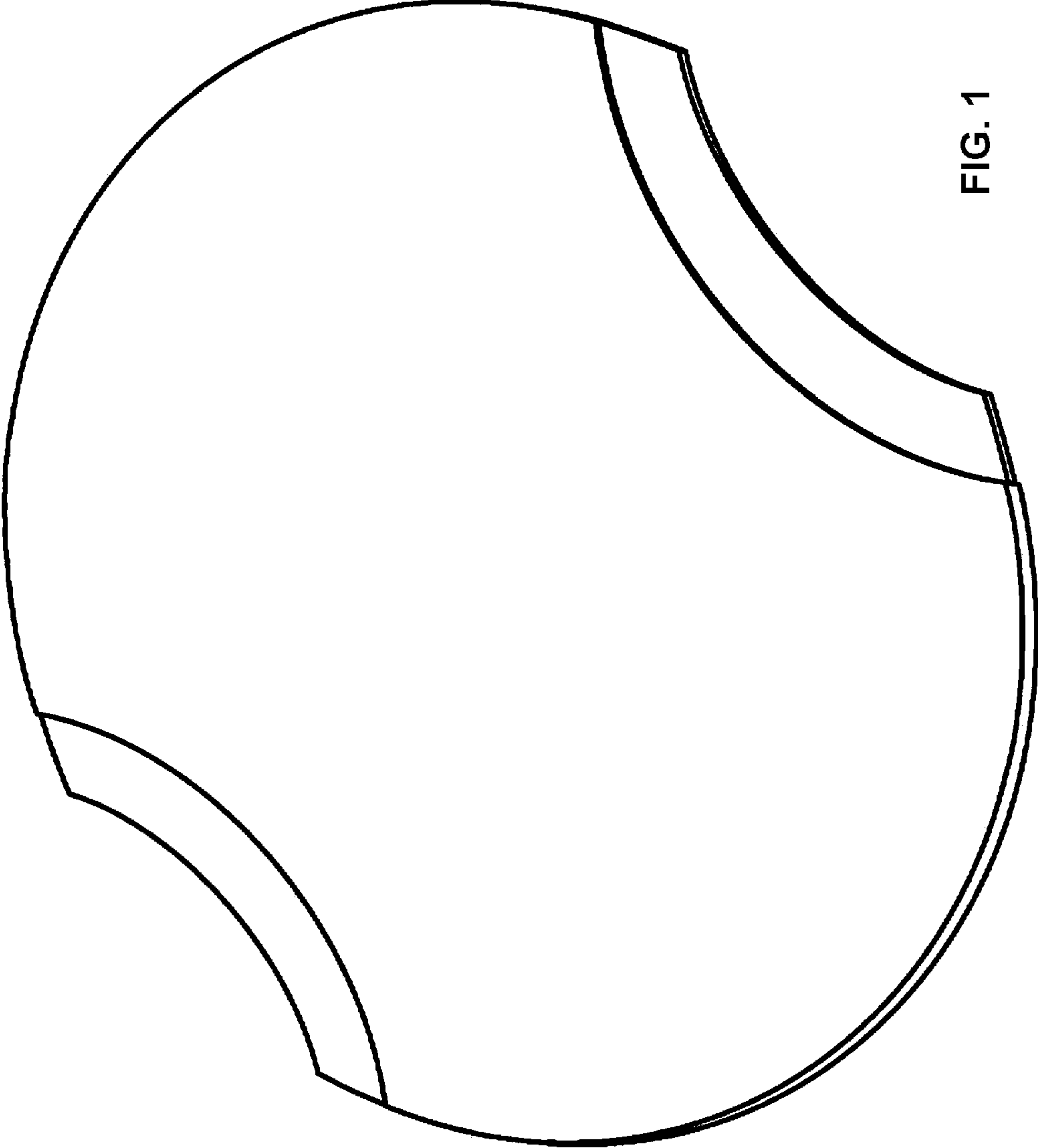


FIG. 1

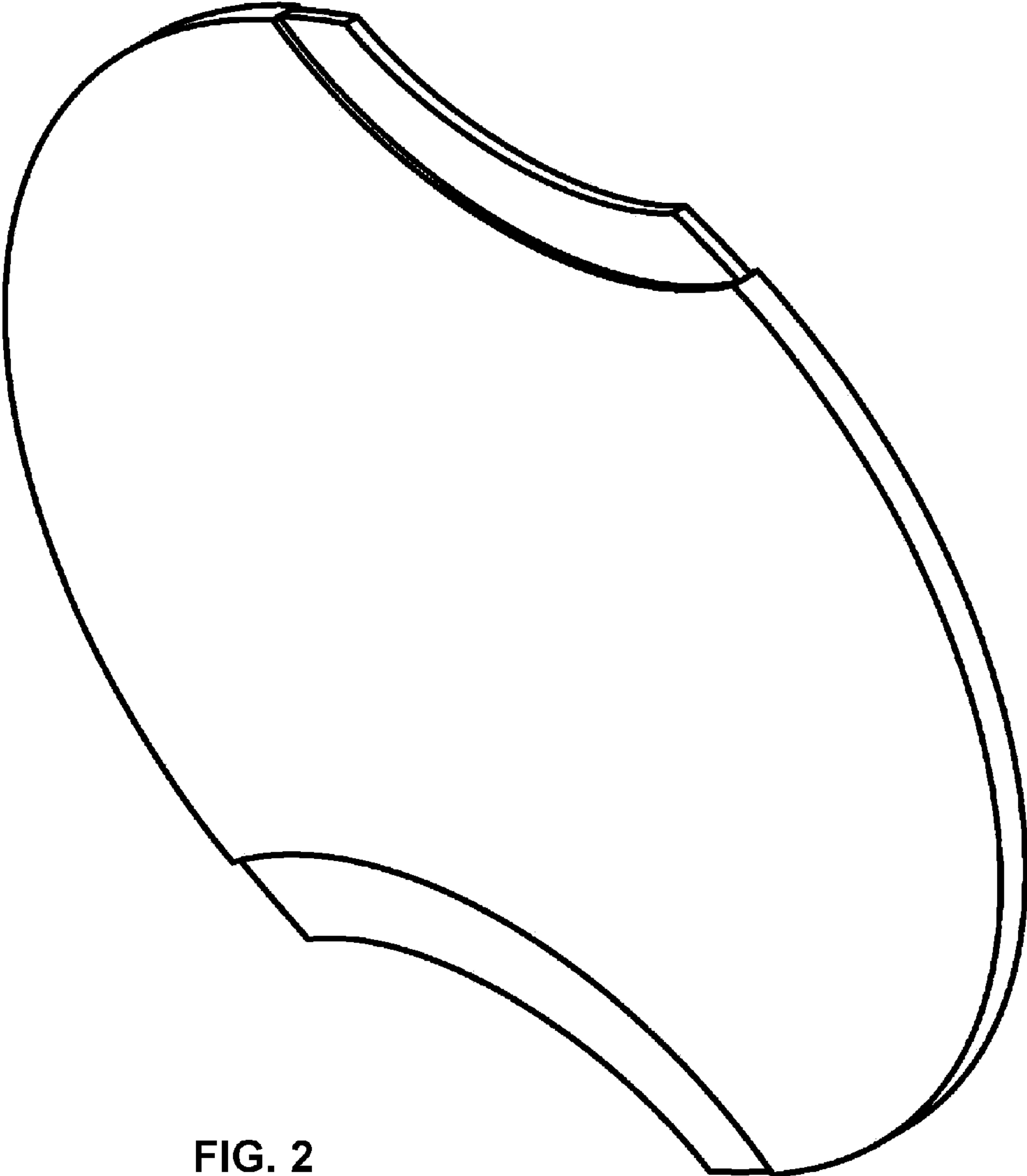


FIG. 2

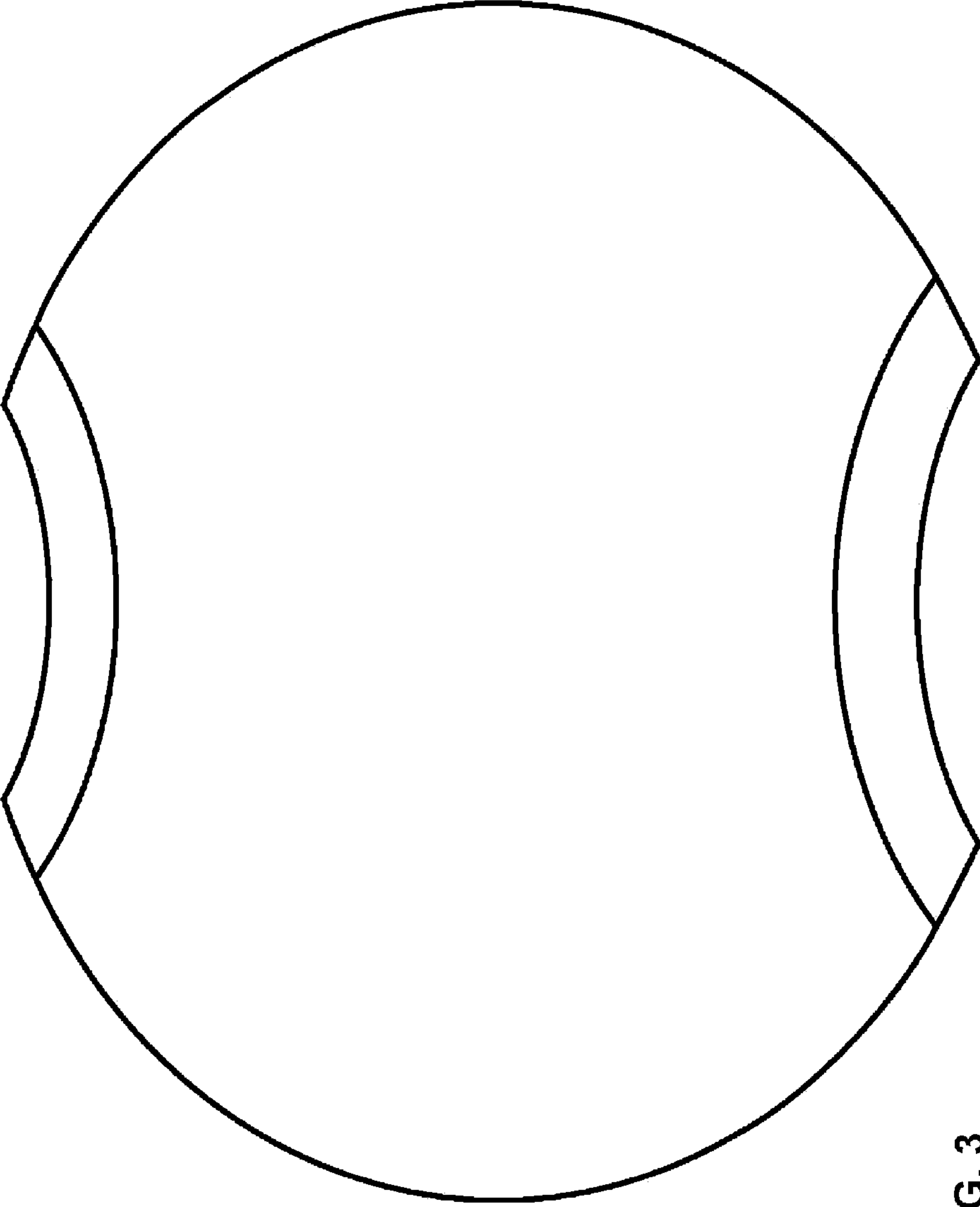


FIG. 3



FIG. 4



FIG. 5



FIG. 6