



US00D715118S

(12) **United States Design Patent**
Wofford et al.

(10) **Patent No.:** **US D715,118 S**

(45) **Date of Patent:** **** Oct. 14, 2014**

(54) **LEAF RAKE**

(71) Applicants: **Barry Wofford**, Toledo, OH (US);
Pamela D. Wofford, Toledo, OH (US)

(72) Inventors: **Barry Wofford**, Toledo, OH (US);
Pamela D. Wofford, Toledo, OH (US)

(**) Term: **14 Years**

(21) Appl. No.: **29/463,354**

(22) Filed: **Oct. 25, 2013**

(51) **LOC (10) Cl.** **08-01**

(52) **U.S. Cl.**
USPC **D8/13**

(58) **Field of Classification Search**
CPC A01D 7/00; A01D 7/06; A01D 7/02;
A01D 7/10; A01D 9/00; A01D 9/04; A01D
9/06
USPC D8/1, 13; 56/400.01, 400.04, 400.19,
56/400.21

See application file for complete search history.

(56) **References Cited**

U.S. PATENT DOCUMENTS

D350,052 S * 8/1994 Sun D8/13
D505,304 S * 5/2005 Conaway et al. D8/13
D514,902 S * 2/2006 Conaway et al. D8/13

D577,967 S * 10/2008 Norton et al. D8/13
D579,289 S * 10/2008 Norton et al. D8/13
D625,571 S * 10/2010 Frenkel D8/13
D642,440 S * 8/2011 Boda et al. D8/13

* cited by examiner

Primary Examiner — Sheryl Lane

(74) *Attorney, Agent, or Firm* — Barry Wofford; Pamela D. Wofford

(57) **CLAIM**

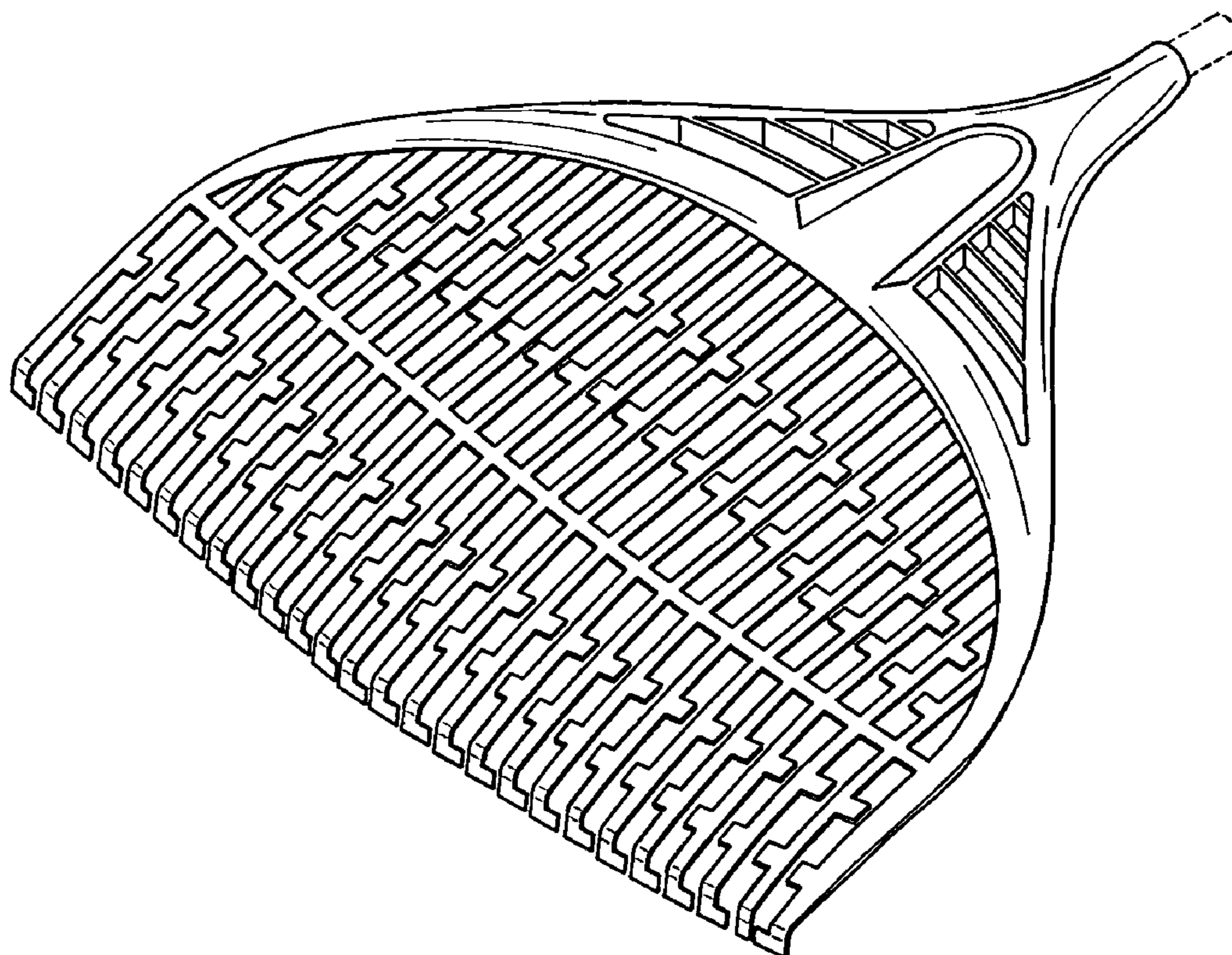
The ornamental design for a leaf rake, as shown and described.

DESCRIPTION

FIG. 1 is a perspective view of a leaf rake showing our new design;
FIG. 2 is a perspective view of the tine appearing at the bottom of FIG. 1, on the left side;
FIG. 3 is a top planar view of the leaf rake of FIG. 1;
FIG. 4 is the bottom planar view of the leaf rake of FIG. 1, FIG. 3, FIG. 5, FIG. 6 and FIG. 7;
FIG. 5 is a rear elevational view of the leaf rake of FIG. 1; and, FIG. 6 is a front elevational view of the leaf rake of FIG. 1 and FIG. 5.

The broken lines in figures are for illustrative purposes only and form no part of the claimed design.

1 Claim, 4 Drawing Sheets



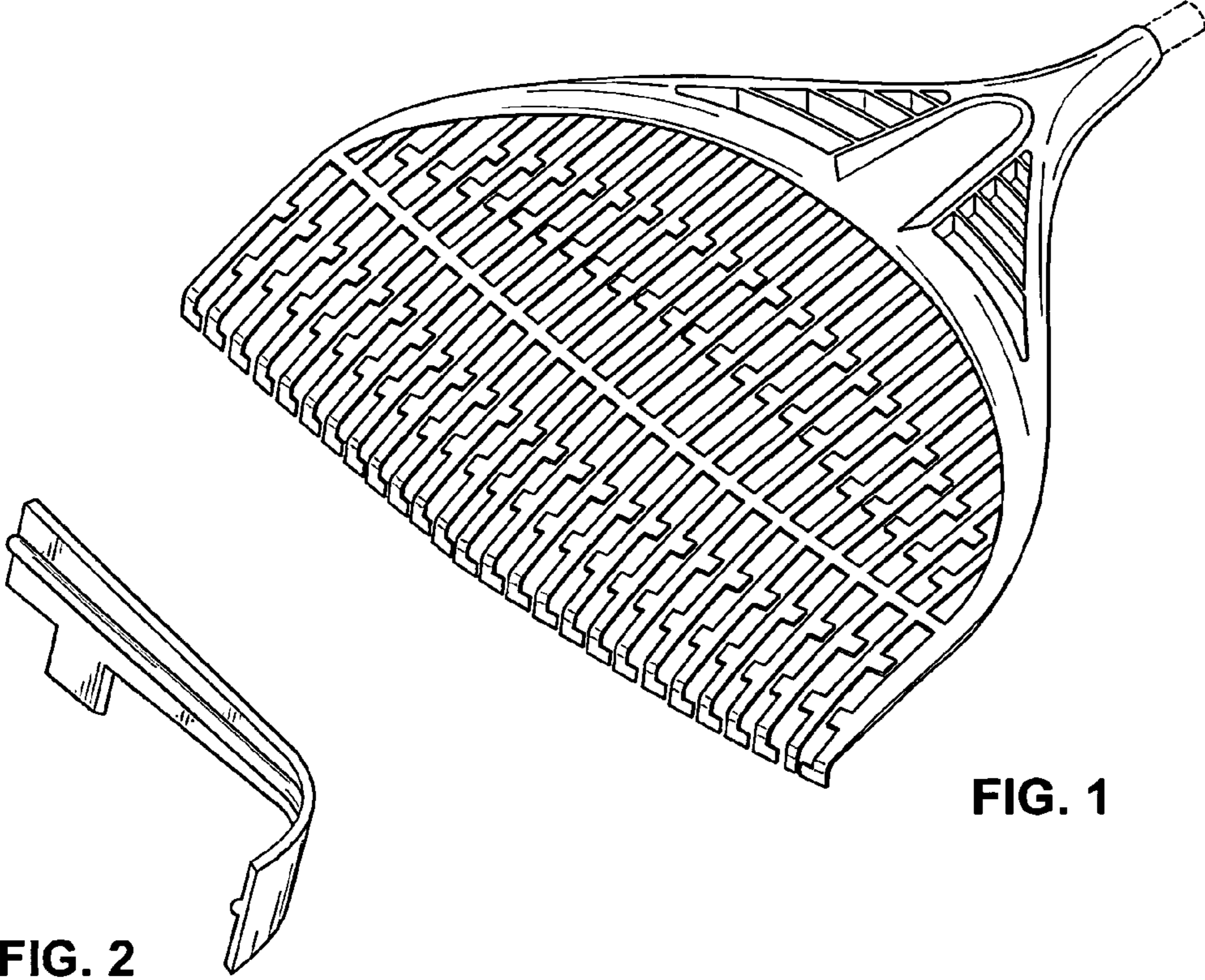


FIG. 2

FIG. 1

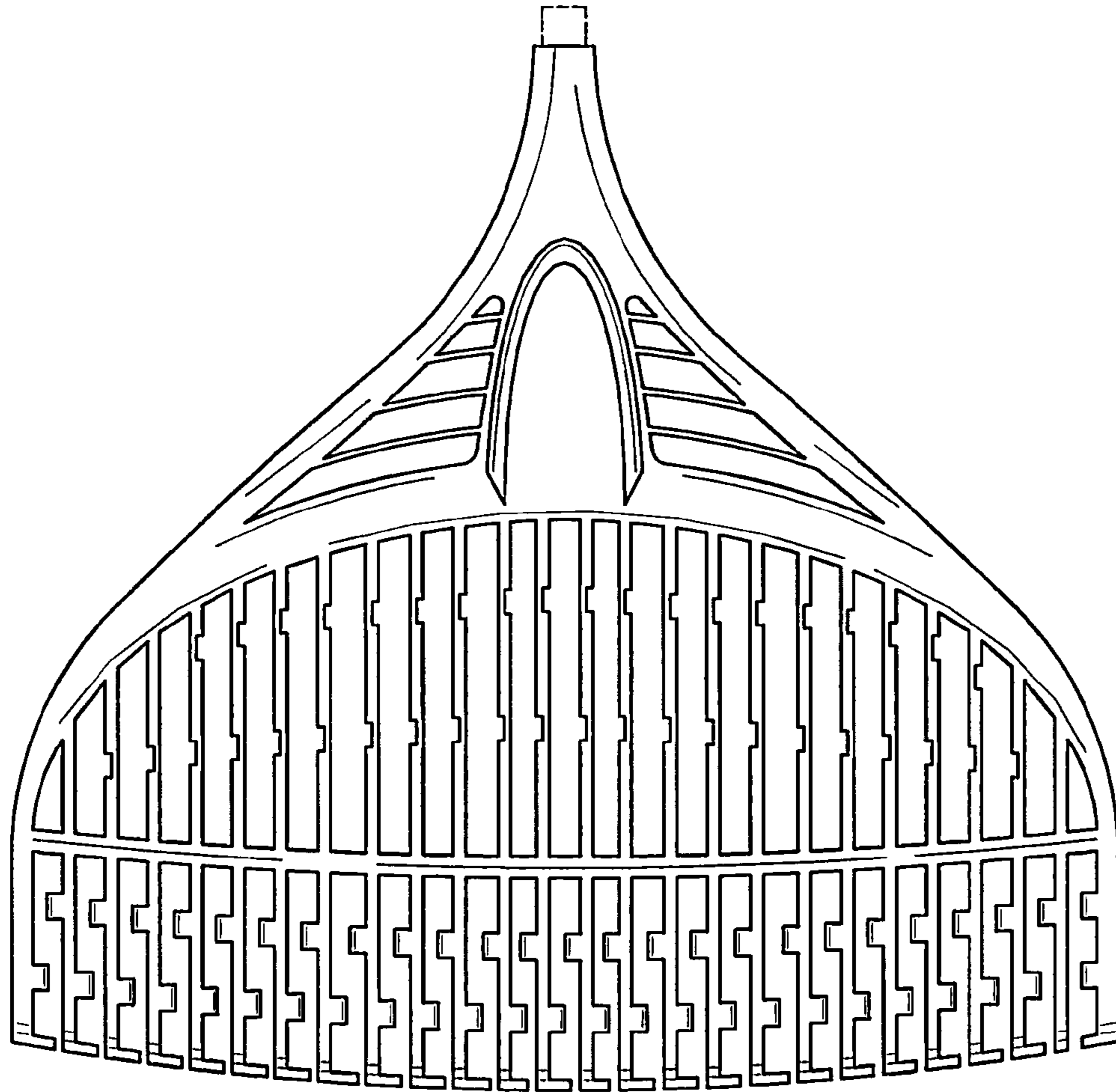


FIG. 3

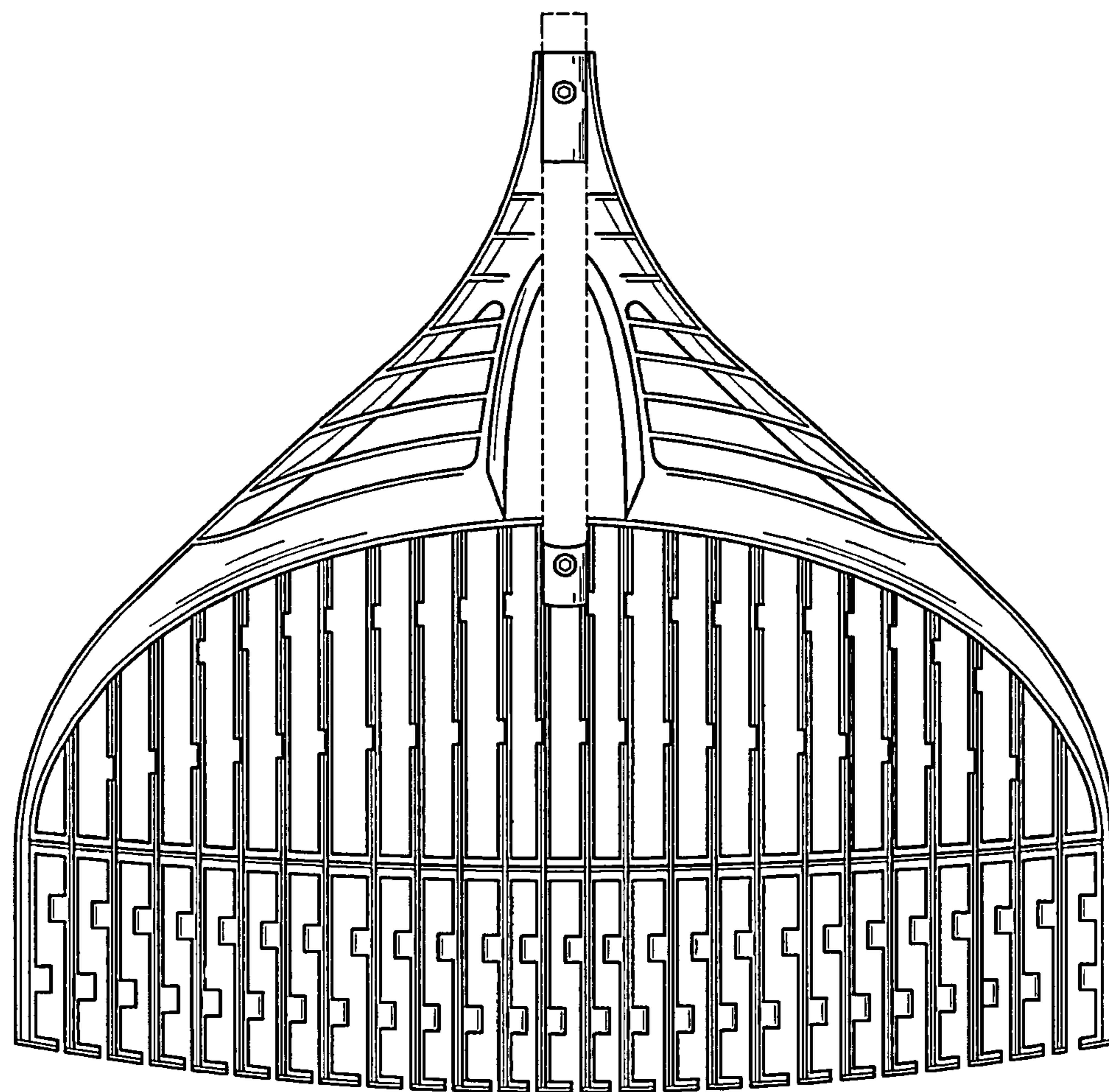


FIG. 4

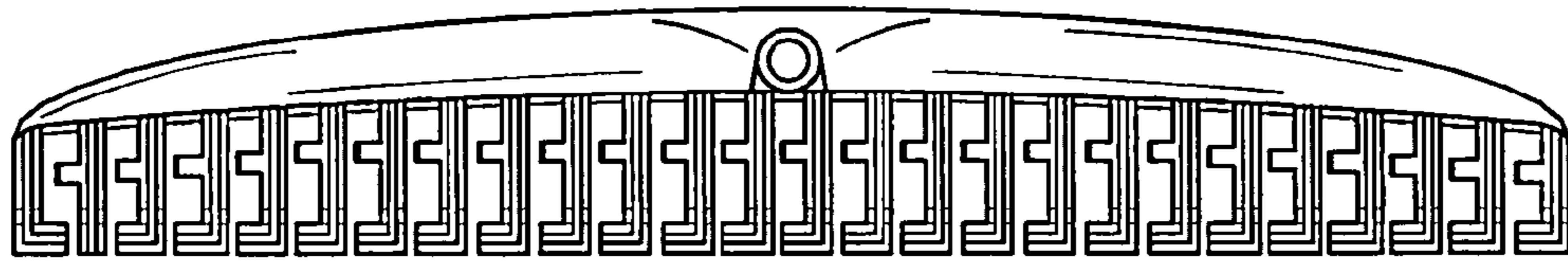


FIG. 5

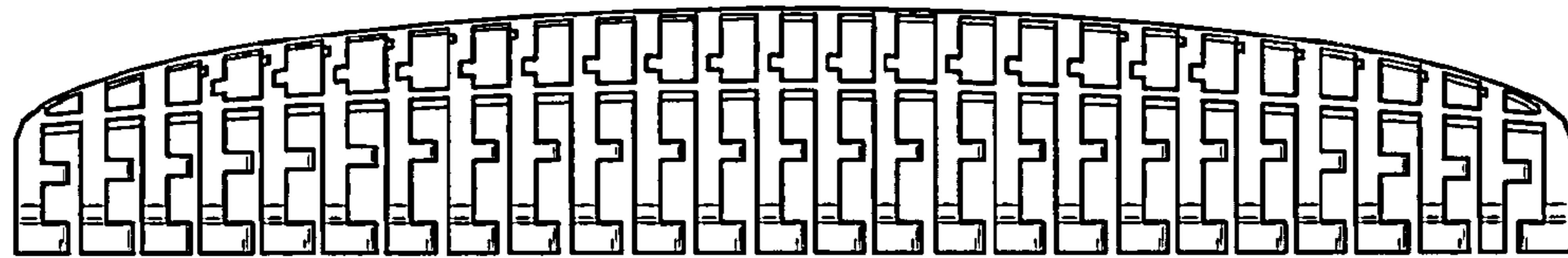


FIG. 6