

US00D715117S

(12) **United States Design Patent**  
**Nikas**

(10) **Patent No.:** **US D715,117 S**

(45) **Date of Patent:** **\*\* \*Oct. 14, 2014**

(54) **BLADE ASSEMBLY FOR TRIMMER**

(71) Applicant: **Alex Nikas**, San Francisco, CA (US)

(72) Inventor: **Alex Nikas**, San Francisco, CA (US)

(\*) Notice: This patent is subject to a terminal disclaimer.

(\*\*) Term: **14 Years**

(21) Appl. No.: **29/454,545**

(22) Filed: **May 10, 2013**

(51) **LOC (10) Cl.** ..... **08-01**

(52) **U.S. Cl.**  
USPC ..... **D8/8; D8/20**

(58) **Field of Classification Search**  
USPC ..... D8/1, 7, 8, 20; 30/223, 210, 225, 216,  
30/272.1, 346, 346.56, 355  
See application file for complete search history.

(56) **References Cited**

**U.S. PATENT DOCUMENTS**

|           |     |         |          |       |        |
|-----------|-----|---------|----------|-------|--------|
| 4,827,616 | A * | 5/1989  | Sistare  | ..... | 30/210 |
| 5,075,972 | A * | 12/1991 | Huang    | ..... | 30/216 |
| 5,119,708 | A * | 6/1992  | Musgrove | ..... | 83/835 |

|           |      |         |               |       |         |
|-----------|------|---------|---------------|-------|---------|
| D397,590  | S *  | 9/1998  | Meloni et al. | ..... | D8/8    |
| D439,666  | S *  | 3/2001  | Ventura       | ..... | D24/146 |
| D461,999  | S *  | 8/2002  | Nimmo         | ..... | D8/7    |
| D485,140  | S *  | 1/2004  | Rack          | ..... | D8/20   |
| 6,910,276 | B2 * | 6/2005  | Huang         | ..... | 30/223  |
| D555,444  | S *  | 11/2007 | Ammann        | ..... | D8/20   |
| 7,603,781 | B1 * | 10/2009 | Szoke, Jr.    | ..... | 30/199  |
| D613,406  | S *  | 4/2010  | Agabiti       | ..... | D24/146 |
| D623,490  | S *  | 9/2010  | Lauber        | ..... | D8/20   |
| D677,998  | S *  | 3/2013  | Kusanagi      | ..... | D7/650  |
| D686,049  | S *  | 7/2013  | Ji            | ..... | D8/20   |
| 8,596,166 | B2 * | 12/2013 | Bucks et al.  | ..... | 76/112  |

\* cited by examiner

*Primary Examiner* — Sheryl Lane

(74) *Attorney, Agent, or Firm* — Meyer IP Law Group

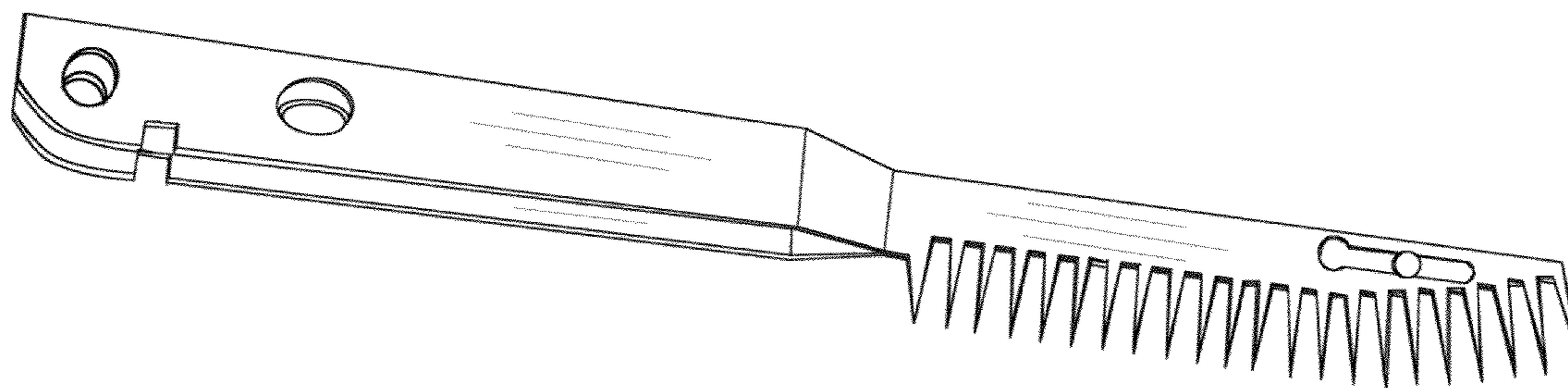
(57) **CLAIM**

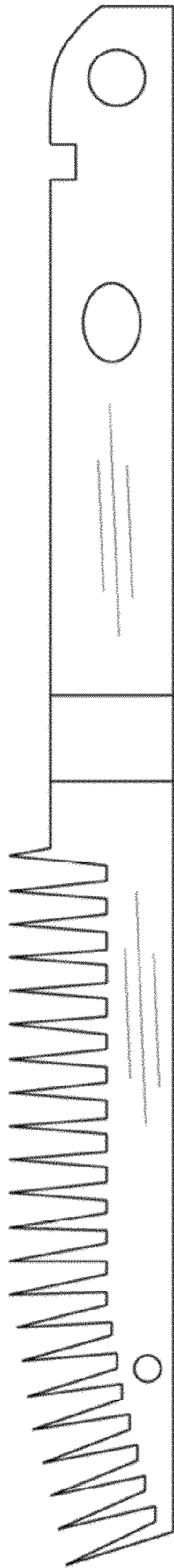
I claim, the ornamental design for a blade assembly for trimmer, as shown and described.

**DESCRIPTION**

FIG. 1 is a side view of a first blade of a blade assembly;  
FIG. 2 is a bottom view thereof;  
FIG. 3 is a side view of a second blade of the blade assembly;  
FIG. 4 is a bottom view thereof;  
FIG. 5 is a side view of the first blade and the second blade mated to form the blade assembly showing my new design;  
FIG. 6 is a bottom view thereof; and,  
FIG. 7 is a bottom perspective view thereof.

**1 Claim, 7 Drawing Sheets**





**FIG. 1**

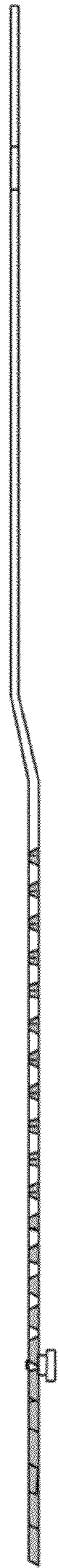
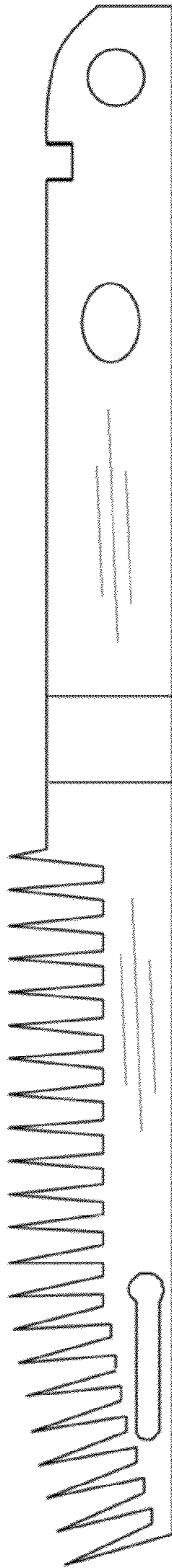


FIG. 2



**FIG. 3**



FIG. 4

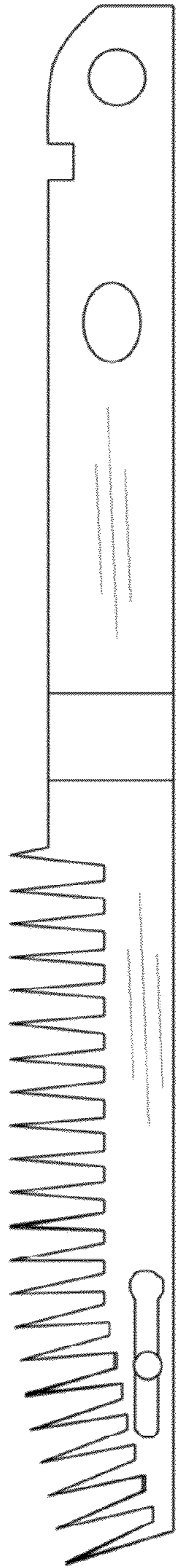


FIG. 5



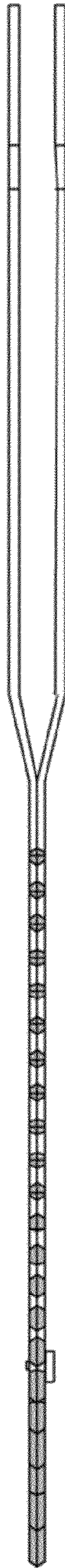


FIG. 6

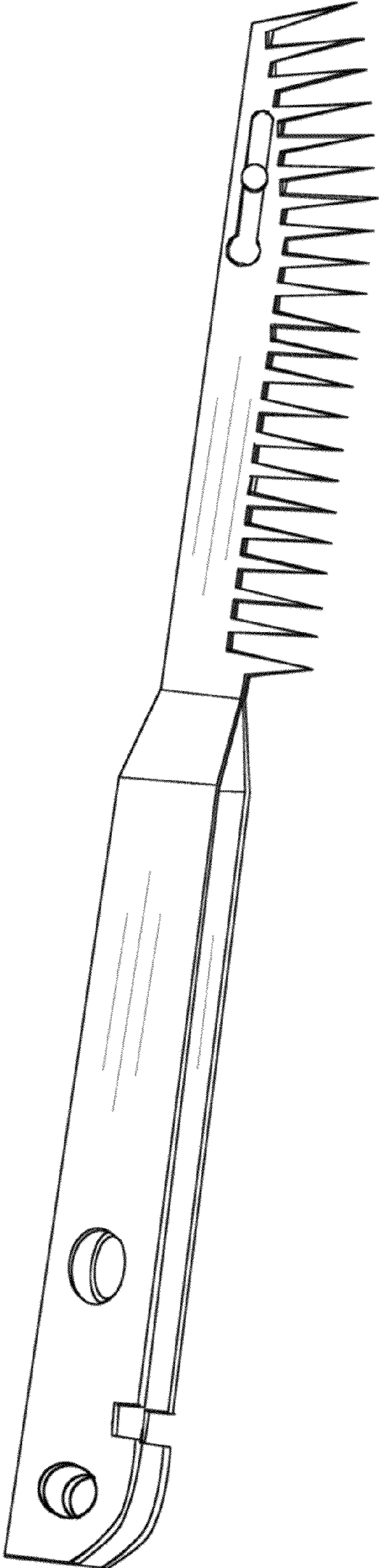


FIG. 7