



US00D715050S

(12) **United States Design Patent**
Uffner et al.

(10) **Patent No.:** **US D715,050 S**
(45) **Date of Patent:** **** Oct. 14, 2014**

(54) **DECK BOX**

(71) Applicant: **Suncast Technologies, LLC**, Palm Beach Gardens, FL (US)

(72) Inventors: **Michael Uffner**, Naperville, IL (US);
Michael Thuma, La Grange, IL (US);
Michael R. Vogler, Oswego, IL (US)

(73) Assignee: **Suncast Technologies, LLC**, Palm Beach Gardens, FL (US)

(**) Term: **14 Years**

(21) Appl. No.: **29/448,972**

(22) Filed: **Mar. 14, 2013**

(51) **LOC (10) Cl.** **03-01**

(52) **U.S. Cl.**
USPC **D3/277; D6/671.1**

(58) **Field of Classification Search**
USPC **D3/272, 273, 294, 277; D25/16, 33;**
52/79.1; D6/667, 336, 671, 671.1;
220/4.28, 4.01, 810; D8/859
See application file for complete search history.

(56) **References Cited**

U.S. PATENT DOCUMENTS

D334,662 S *	4/1993	van Berne	D3/272
D364,468 S *	11/1995	Maple	D25/16
D365,154 S *	12/1995	Maple	D25/16
D393,724 S *	4/1998	Sagol	D25/16
D421,181 S *	2/2000	Tisbo et al.	D3/273
D429,418 S *	8/2000	Tisbo et al.	D3/272

D444,626 S *	7/2001	Anderson et al.	D3/273
D510,802 S *	10/2005	Sagol	D3/273
7,028,859 B2 *	4/2006	Moon et al.	220/4.28
D577,511 S *	9/2008	Anderson et al.	D6/440
D593,773 S *	6/2009	Richardson	D6/440
D594,673 S *	6/2009	Domack et al.	D6/445
D647,299 S *	10/2011	Uffner et al.	D3/277
D658,374 S *	5/2012	Anderson et al.	D3/273
D662,709 S *	7/2012	Uffner et al.	D3/277
8,689,992 B2 *	4/2014	Anderson et al.	220/4.01
2004/0200832 A1 *	10/2004	Moon et al.	220/4.28
2007/0001561 A1 *	1/2007	Sabo et al.	312/316
2007/0138172 A1 *	6/2007	Richardson et al.	220/4.01
2012/0199600 A1 *	8/2012	Anderson et al.	220/810

* cited by examiner

Primary Examiner — Jennifer Rivard

(74) *Attorney, Agent, or Firm* — McHale & Slavin, P.A.

(57) **CLAIM**

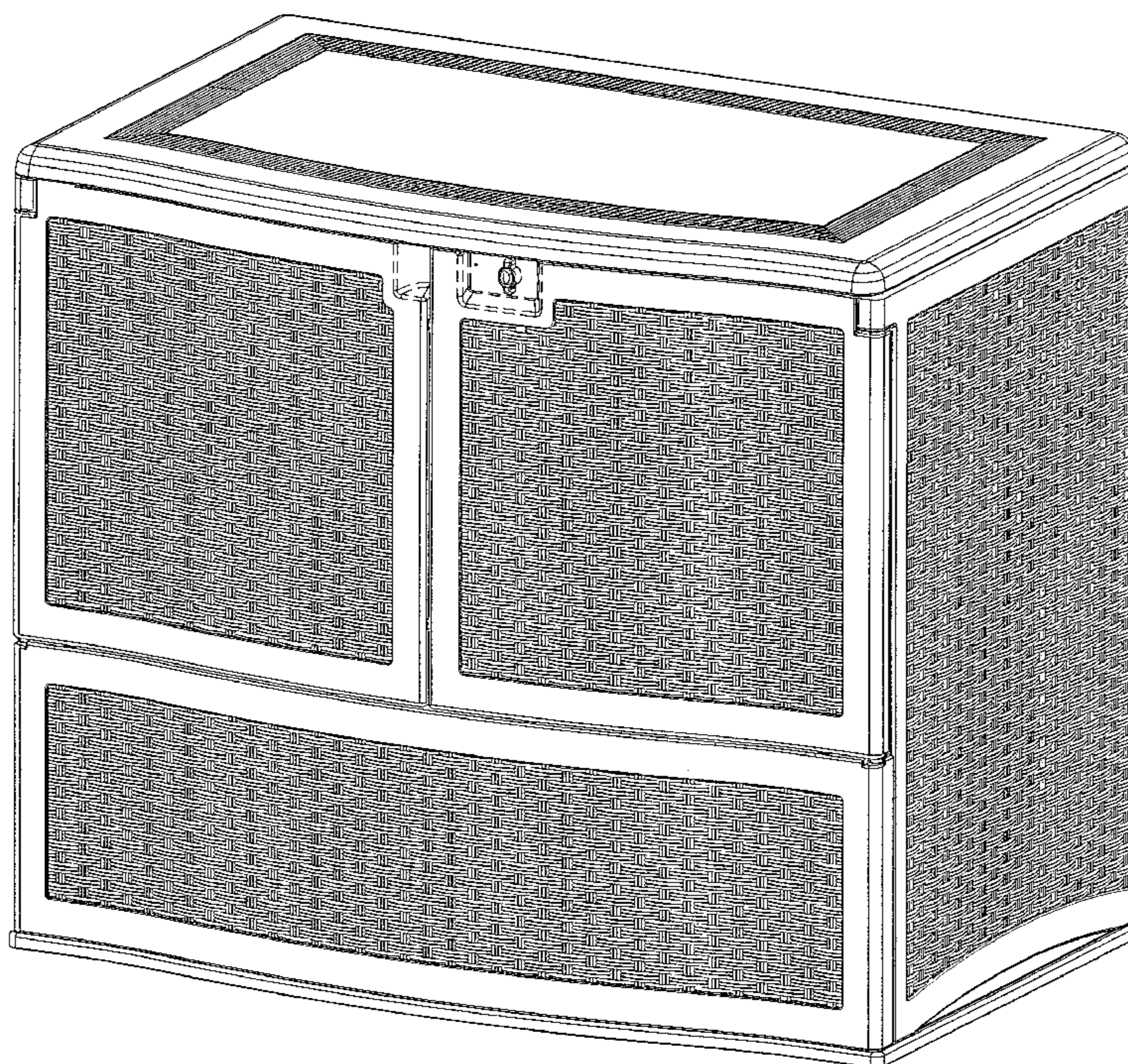
The ornamental design for a deck box, as shown and described.

DESCRIPTION

FIG. 1 is a front right perspective view of the deck box of the present invention;
FIG. 2 is a front view thereof;
FIG. 3 is a rear view thereof;
FIG. 4 is a left side view thereof;
FIG. 5 is a right side view thereof; and,
FIG. 6 is a top view thereof.

The portions of the deck box illustrated in broken lines form no part of the claimed subject matter.

1 Claim, 5 Drawing Sheets



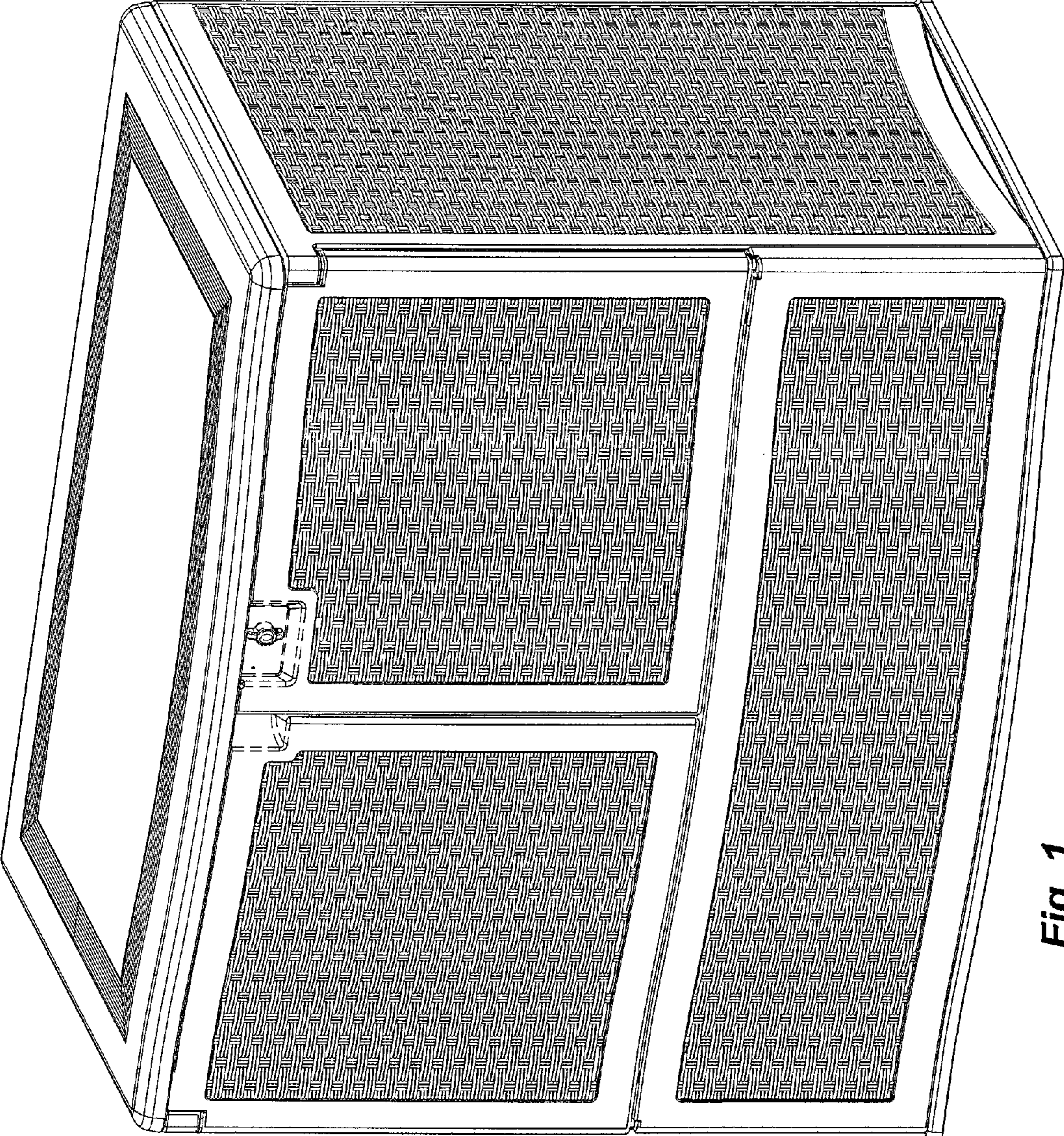


Fig. 1




Fig. 2




Fig. 3




Fig. 5




Fig. 4

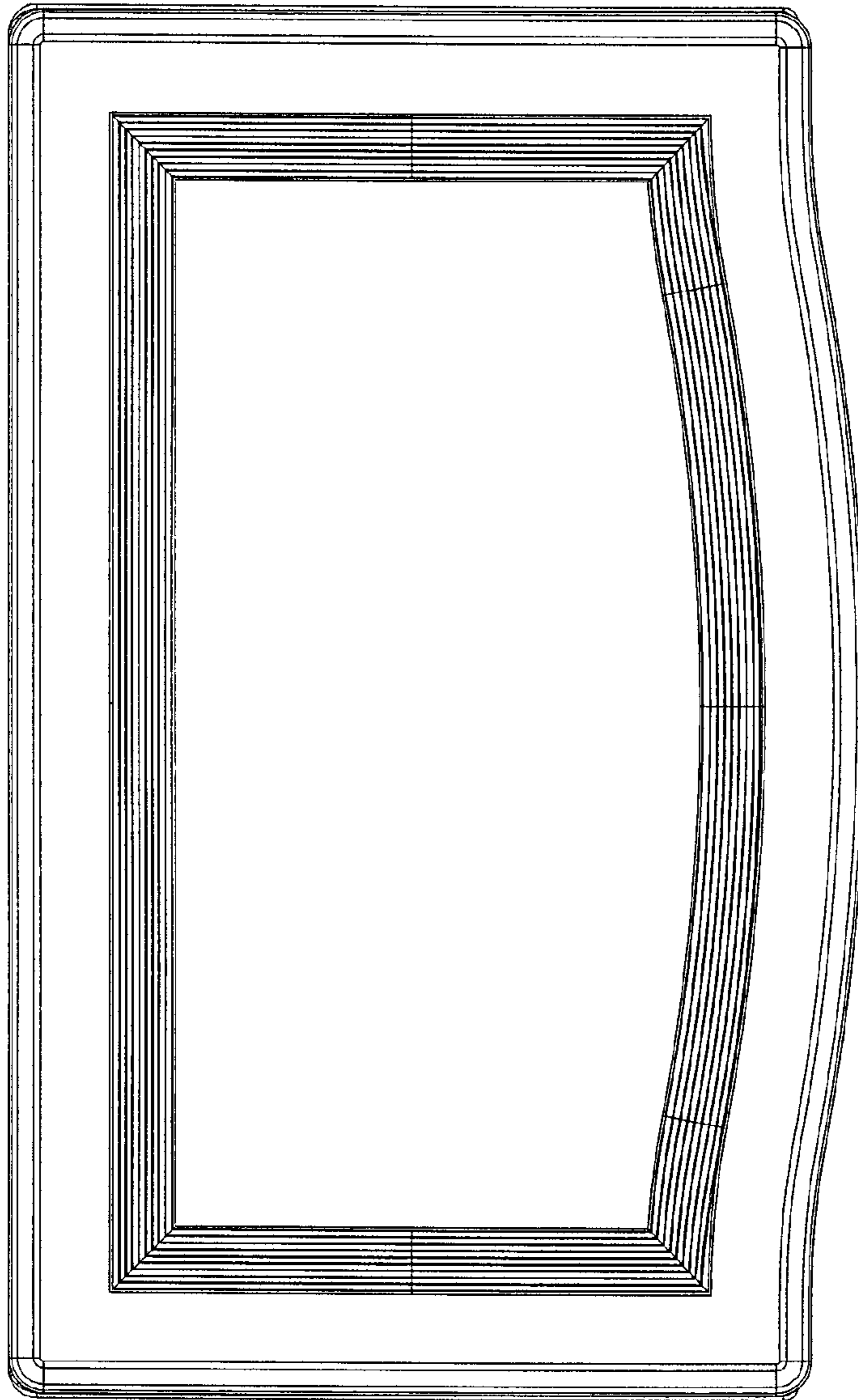


Fig. 6