



US00D715047S

(12) **United States Design Patent**
Morris

(10) **Patent No.:** **US D715,047 S**

(45) **Date of Patent:** **** Oct. 14, 2014**

(54) **GUN CASE**

(71) Applicant: **Mark Edward Morris**, McAllen, TX
(US)

(72) Inventor: **Mark Edward Morris**, McAllen, TX
(US)

(**) Term: **14 Years**

(21) Appl. No.: **29/458,641**

(22) Filed: **Jun. 21, 2013**

(51) **LOC (10) Cl.** **03-01**

(52) **U.S. Cl.**

USPC **D3/262**

(58) **Field of Classification Search**

CPC F41A 29/00; F41A 35/00; B65D 85/70;
B65D 85/54

USPC D3/262; 206/315.1, 315.11, 314, 317
See application file for complete search history.

(56) **References Cited**

U.S. PATENT DOCUMENTS

D372,121 S * 7/1996 Rowe D3/262
D448,559 S * 10/2001 Kolpin D3/262

D562,549 S * 2/2008 Bodnar D3/222
7,360,648 B1 * 4/2008 Blaschke 206/317
D636,180 S * 4/2011 Sayre D3/262
D641,166 S * 7/2011 Zivanovic D3/318

* cited by examiner

Primary Examiner — Holly Baynham

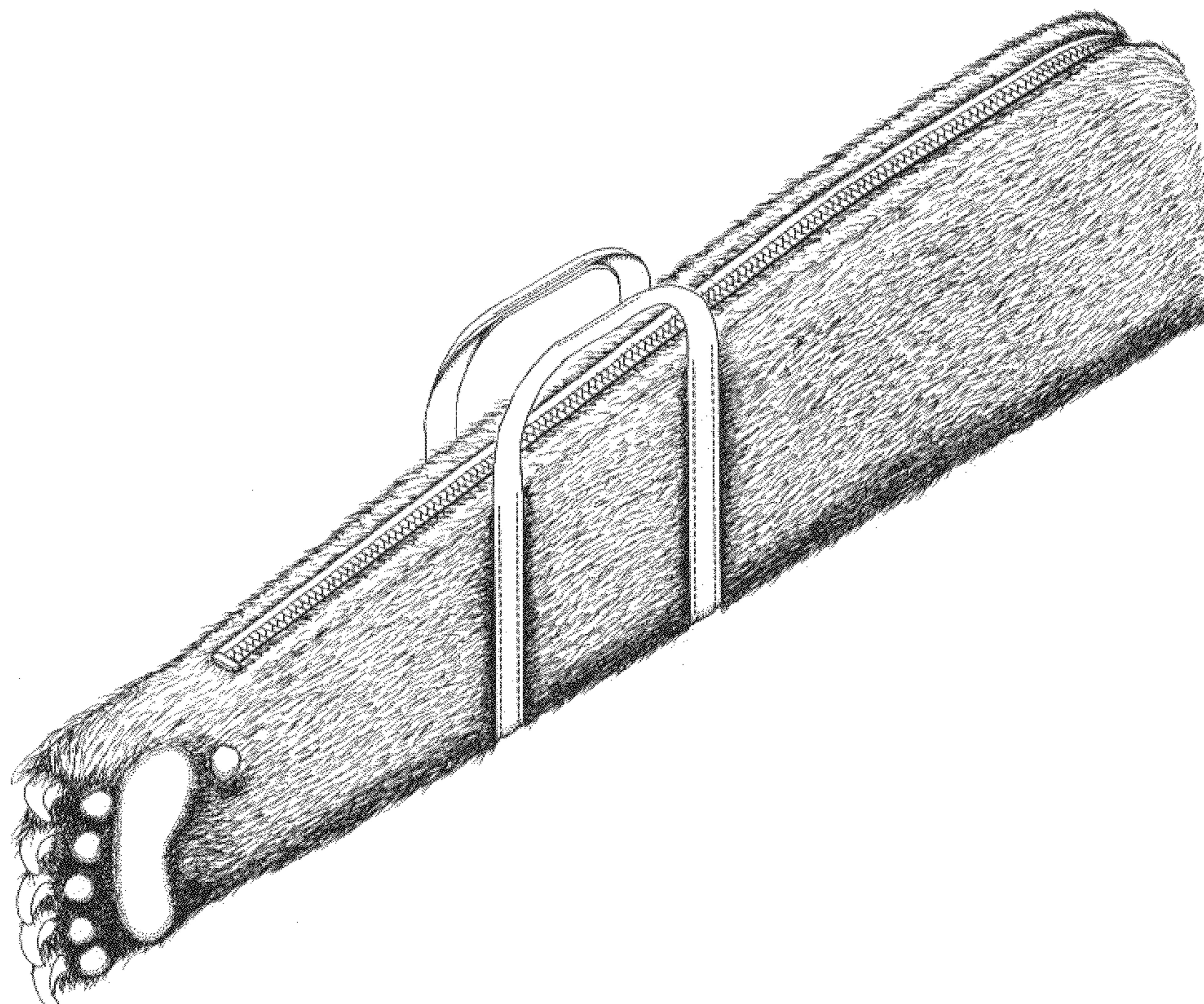
(57) **CLAIM**

I claim the ornamental design for a gun case, as shown and described.

DESCRIPTION

FIG. 1 is a perspective view of the gun case showing my new design
FIG. 2 is the left side elevation view of the gun case.
FIG. 3 is the right side elevation view of the gun case.
FIG. 4 is the bottom view of the gun case.
FIG. 5 is the top view of the gun case.
FIG. 6 is the front elevation view of the gun case; and,
FIG. 7 is the rear elevation view of the gun case.
The broken lines representing stitching are part of the claimed design.

1 Claim, 3 Drawing Sheets



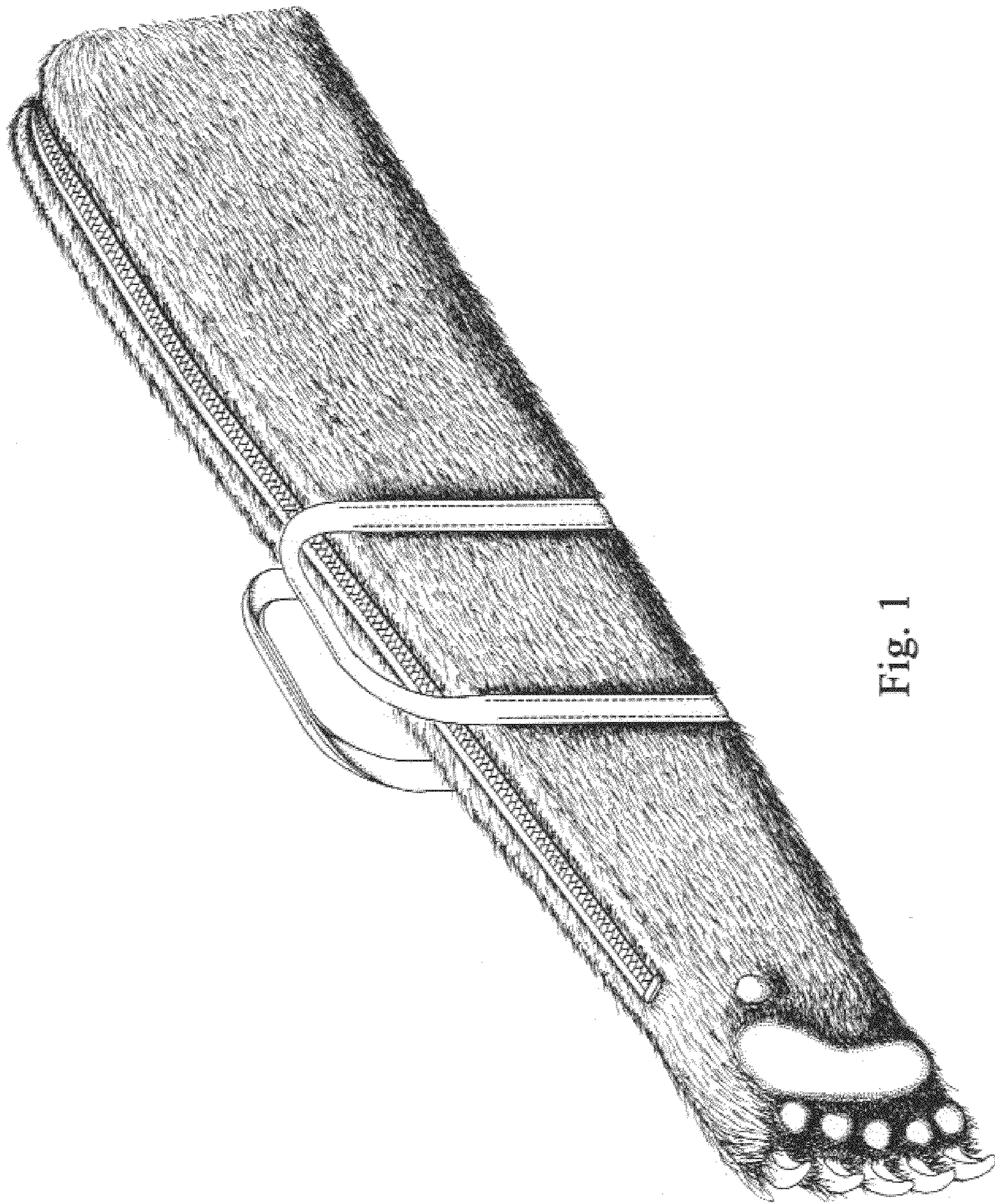


Fig. 1

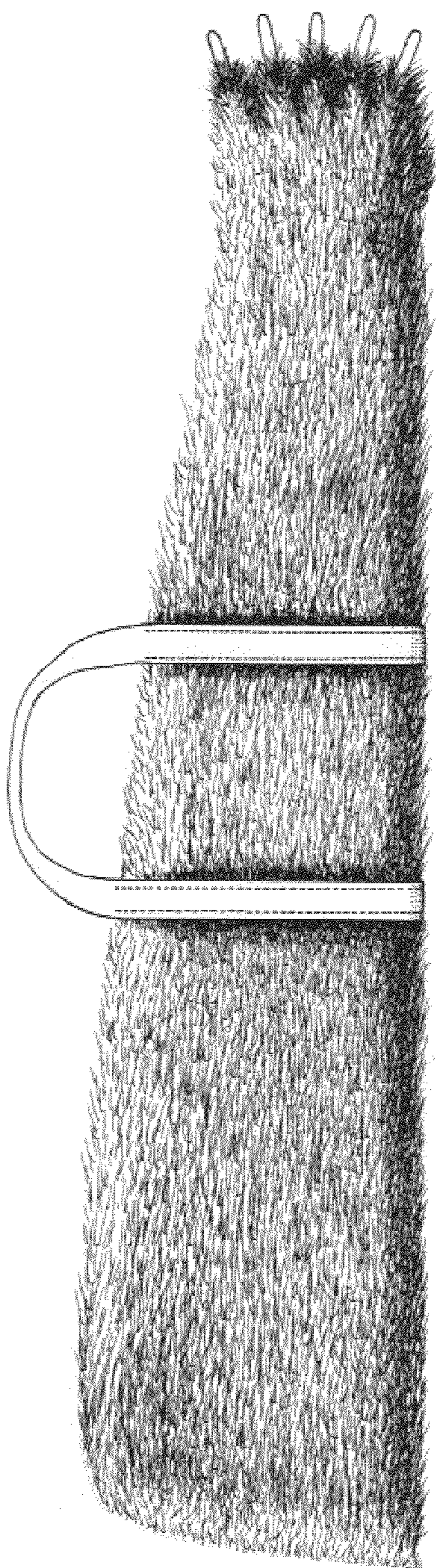


Fig. 3

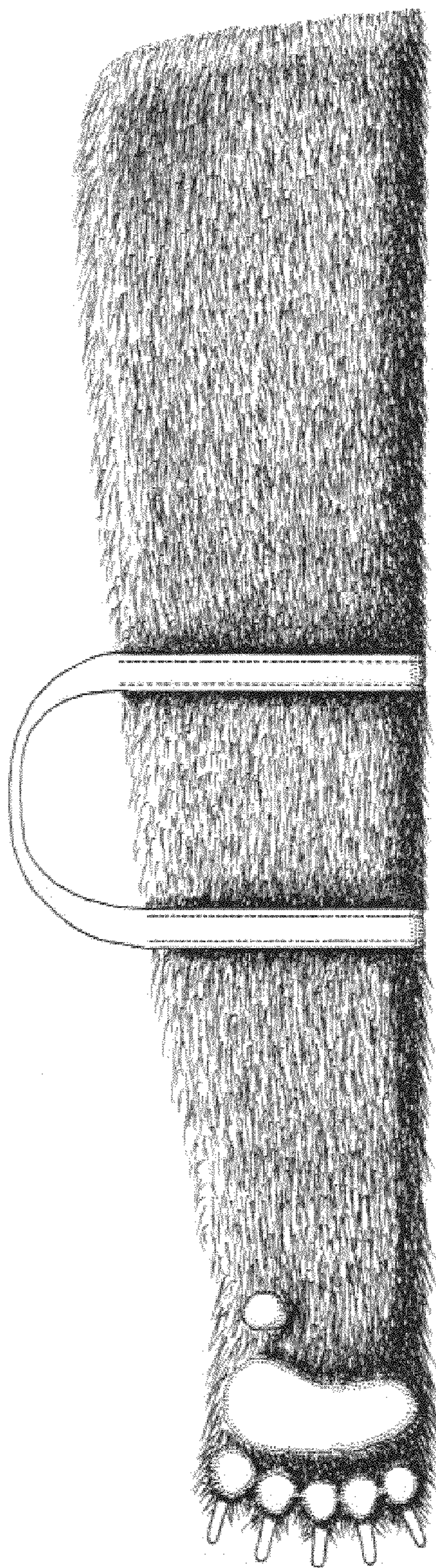


Fig. 2




Fig. 7




Fig. 6




Fig. 5



Fig. 4