

US00D715030S

(12) **United States Design Patent**
Paulsen

(10) **Patent No.:** **US D715,030 S**
(45) **Date of Patent:** **** Oct. 14, 2014**

- (54) **DENTAL BIB**
- (71) Applicant: **Julianne Paulsen**, Santee, CA (US)
- (72) Inventor: **Julianne Paulsen**, Santee, CA (US)
- (**) Term: **14 Years**
- (21) Appl. No.: **29/475,557**
- (22) Filed: **Dec. 4, 2013**
- (51) **LOC (10) Cl.** **02-02**
- (52) **U.S. Cl.**
USPC **D2/861**
- (58) **Field of Classification Search**
USPC D2/823, 824, 826, 860-864; 2/46, 48,
2/49.1, 49.4-51
See application file for complete search history.

- D570,489 S * 6/2008 McMullin D24/200
- D673,757 S * 1/2013 Uruburo D2/861
- D684,797 S * 6/2013 Rohwer D6/603

* cited by examiner

Primary Examiner — Rashida Johnson
(74) *Attorney, Agent, or Firm* — Todd J. Langford; Eric A. Hanscom


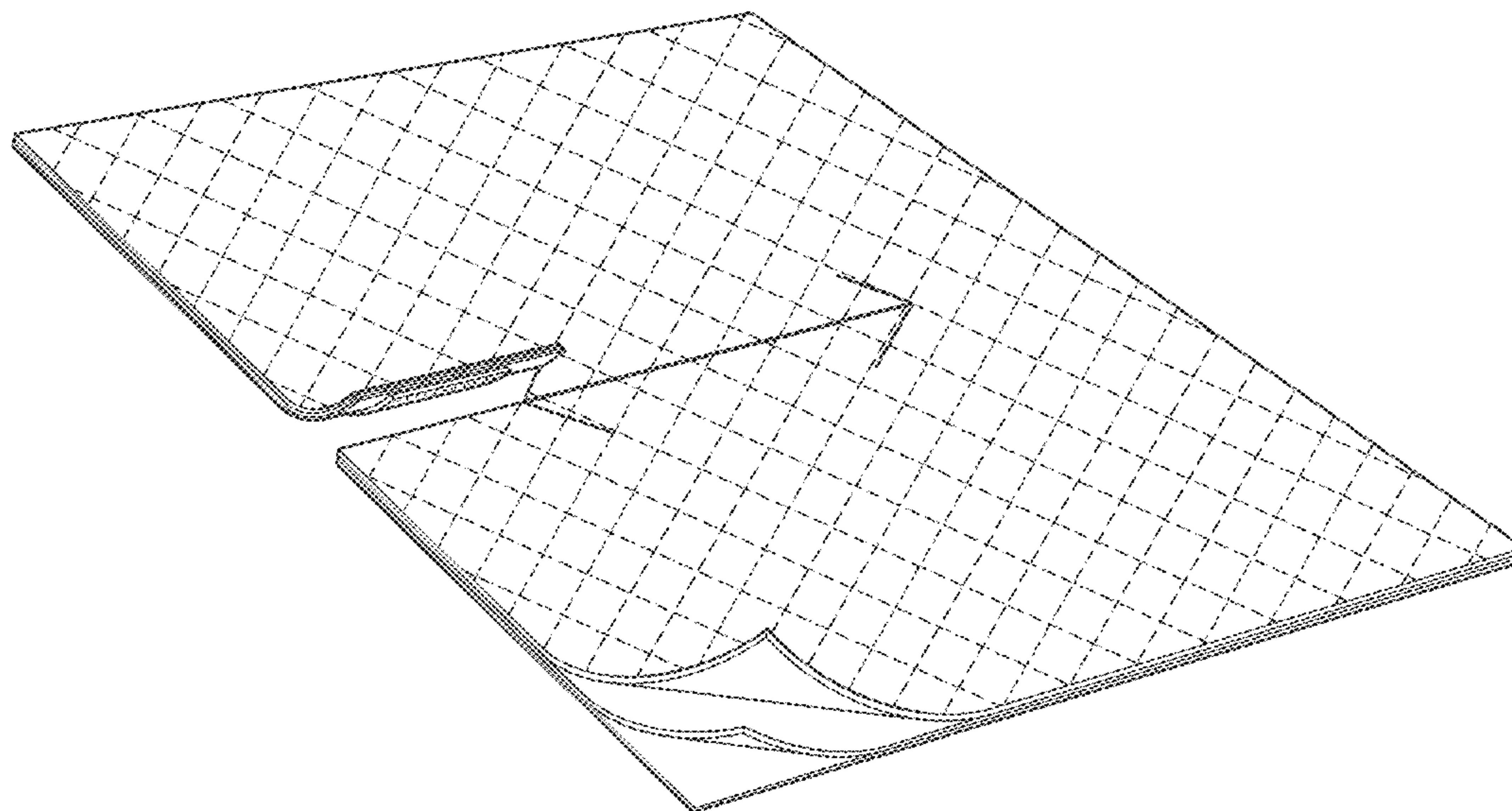
(57) **CLAIM**
The ornamental design for a dental bib, as shown and described.

DESCRIPTION

FIG. 1 is an enlarged front perspective, partially exploded view of a dental bib showing my new design; the neck region shown partially opened;
FIG. 2 is a front view of the dental bib, the neck region shown closed and the bib laid flat;
FIG. 3 is a side view thereof;
FIG. 4 is a top view thereof; and,
FIG. 5 is a back view thereof.
The broken lines showing a surface pattern are for illustrative purposes only and form no part of the claimed design.

- (56) **References Cited**
U.S. PATENT DOCUMENTS
1,201,701 A * 10/1916 Crane 428/170
2,016,079 A * 10/1935 Deuel et al. 2/50
3,162,868 A * 12/1964 Cramer 5/490
RE36,868 E * 9/2000 Fisher et al. 433/137

1 Claim, 2 Drawing Sheets



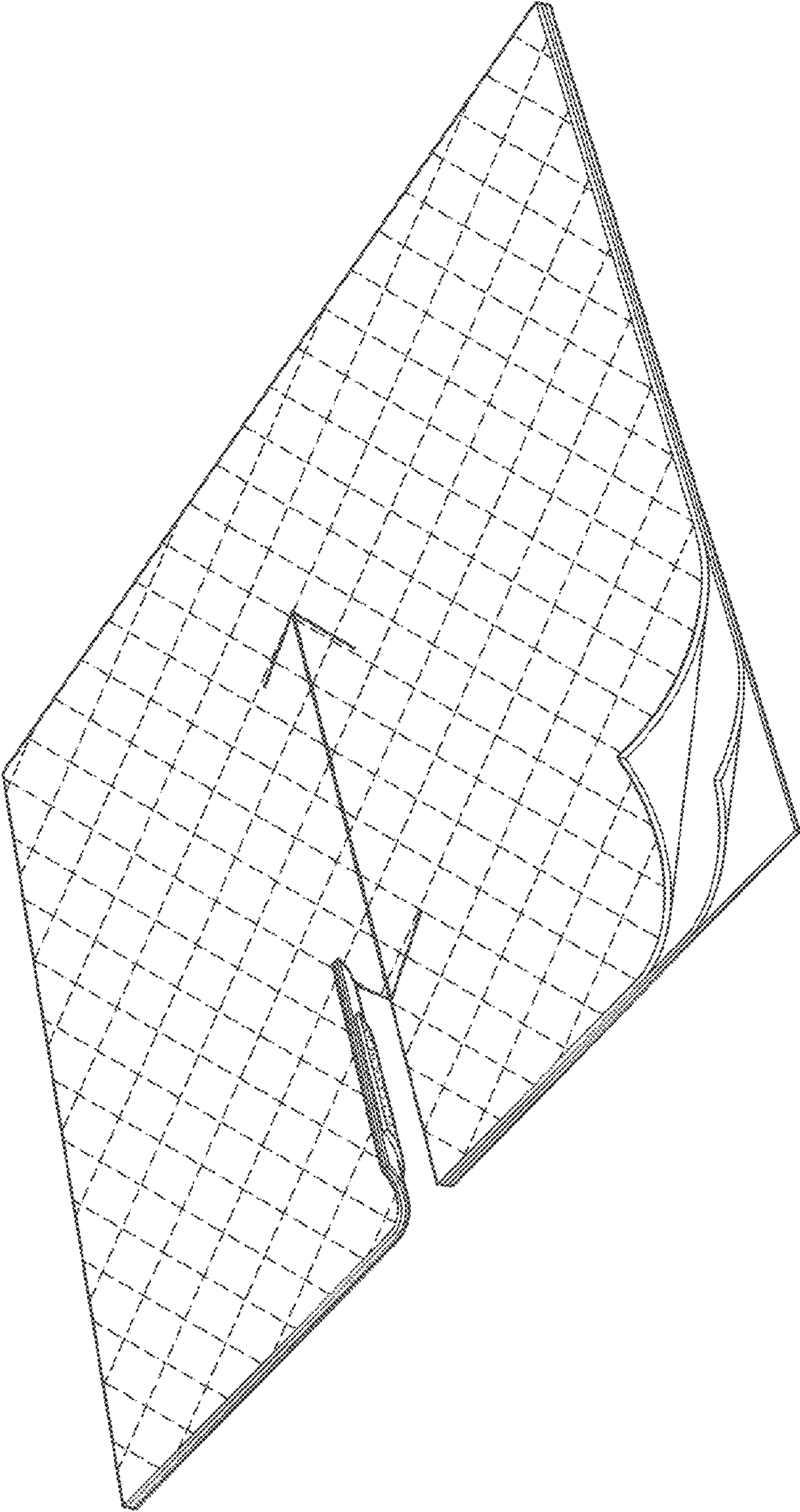


FIG. 1

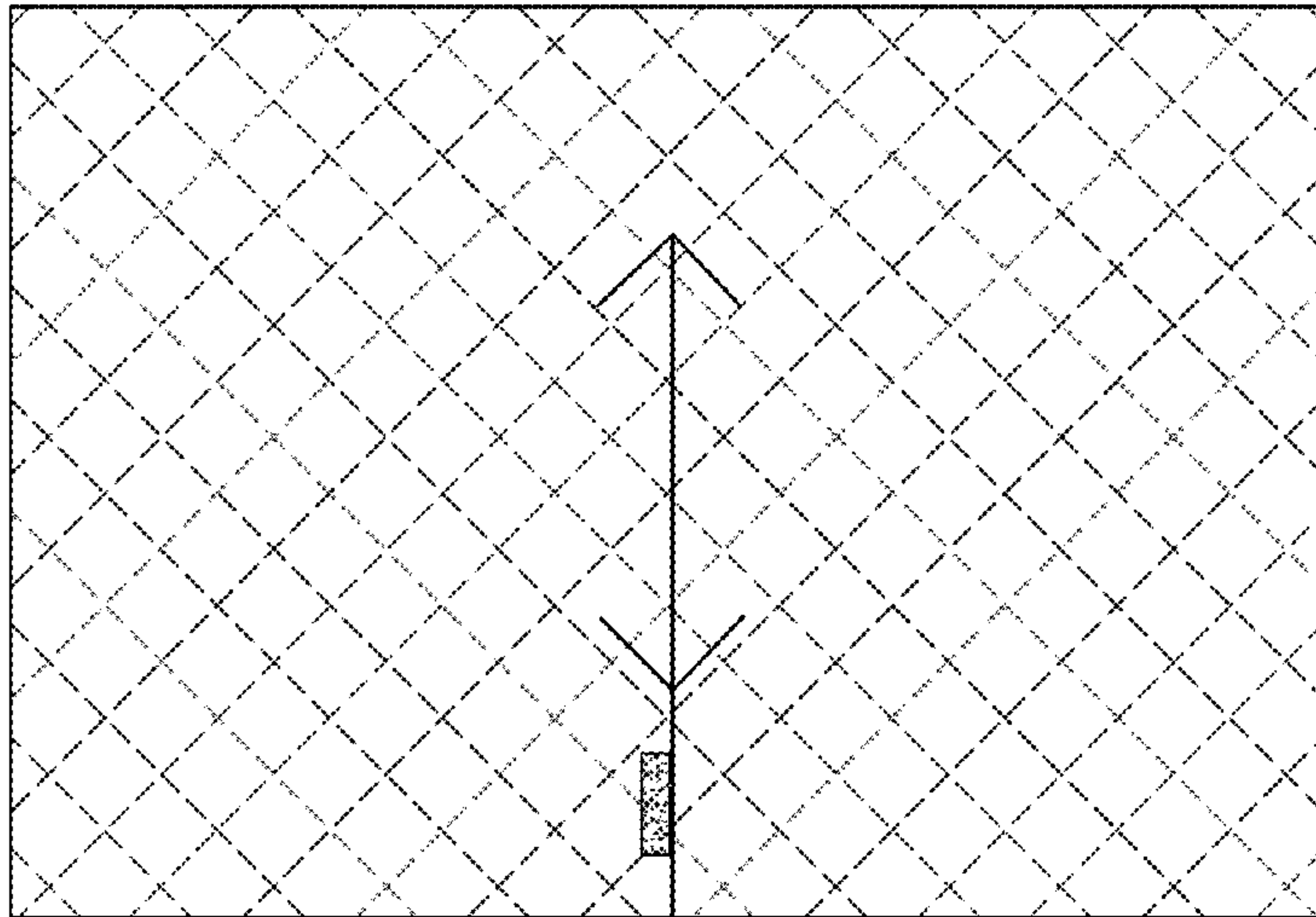


FIG. 5




FIG. 4

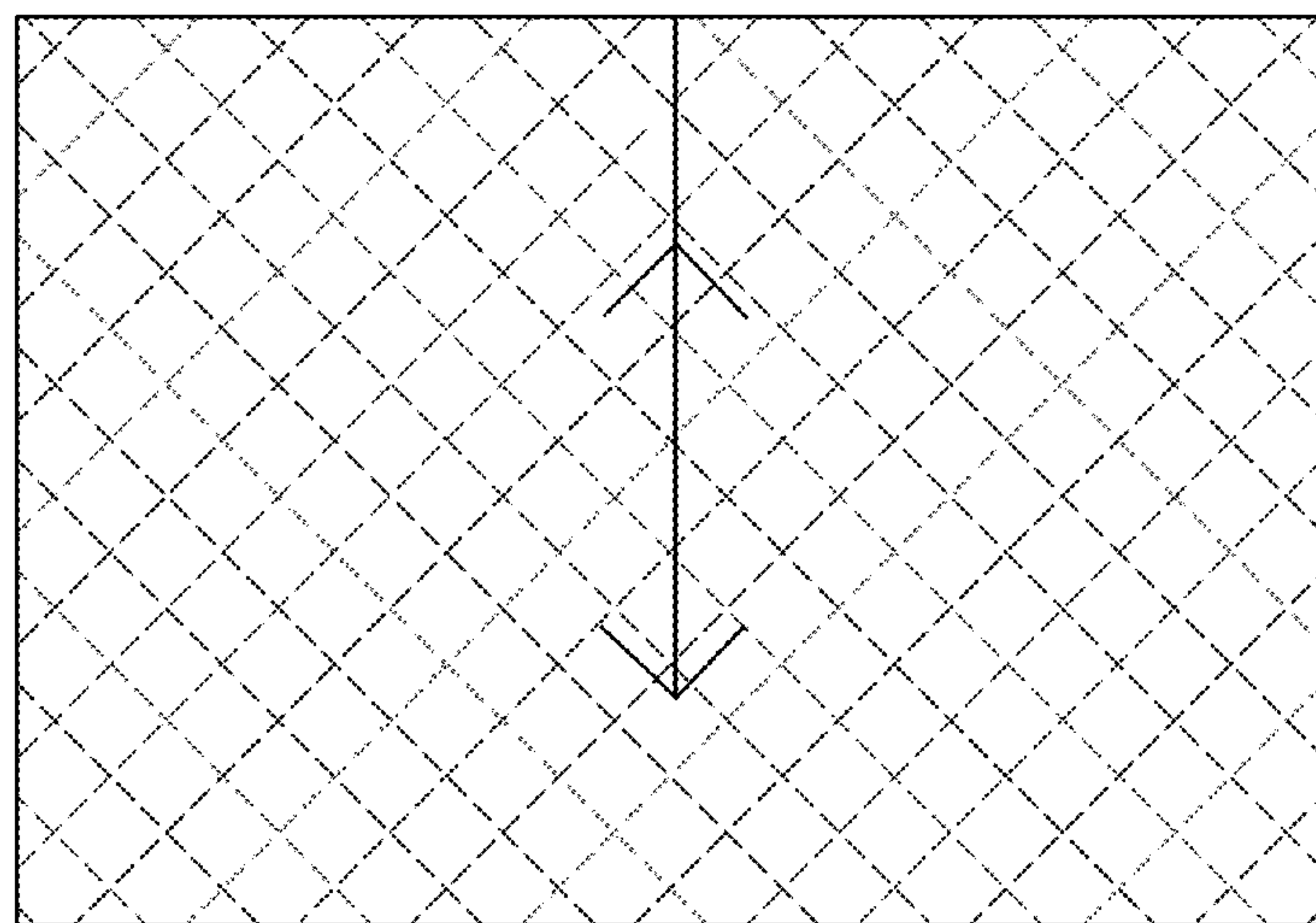


FIG. 2



FIG. 3