



US00D715006S

(12) **United States Design Patent**
Pomerantz

(10) **Patent No.:** **US D715,006 S**

(45) **Date of Patent:** **** *Oct. 7, 2014**

(54) **GAZEBO**

(76) **Inventor:** **Joseph Pomerantz**, Moorpark, CA (US)

(*) **Notice:** This patent is subject to a terminal disclaimer.

(**) **Term:** **14 Years**

(21) **Appl. No.:** **29/398,906**

(22) **Filed:** **Aug. 5, 2011**

(51) **LOC (10) Cl.** **30-02**

(52) **U.S. Cl.**
USPC **D30/112**

(58) **Field of Classification Search**
USPC D30/108, 114–117, 119, 112; 119/452,
119/459, 474, 498; 52/71
See application file for complete search history.

(56) **References Cited**

U.S. PATENT DOCUMENTS

3,335,535 A * 8/1967 Lane 52/63
D216,896 S * 3/1970 Gould D30/116
D219,275 S * 11/1970 Benjamin D30/114

3,996,706 A * 12/1976 Bomgaars 52/71
D268,213 S * 3/1983 Lovitt D30/117
4,640,061 A * 2/1987 Trumley 52/71
5,158,497 A * 10/1992 Rossignol et al. 449/2
5,448,964 A * 9/1995 Takimoto 119/459
D477,116 S * 7/2003 Stokes et al. D30/115
7,001,288 B2 * 2/2006 Harrell 119/452
D573,313 S * 7/2008 Bing-sen D30/119
D652,997 S * 1/2012 Collins D30/108

* cited by examiner

Primary Examiner — Cathy A MacCormac

(74) *Attorney, Agent, or Firm* — Koppel, Patrick, Heybl & Philpott

(57) **CLAIM**

The ornamental design for a gazebo, as shown and described.

DESCRIPTION


FIG. 1 is a top perspective view showing my new gazebo design;

FIG. 2 is a side view thereof;

FIG. 3 is a bottom view thereof; and,

FIG. 4 is a top view thereof.

1 Claim, 4 Drawing Sheets



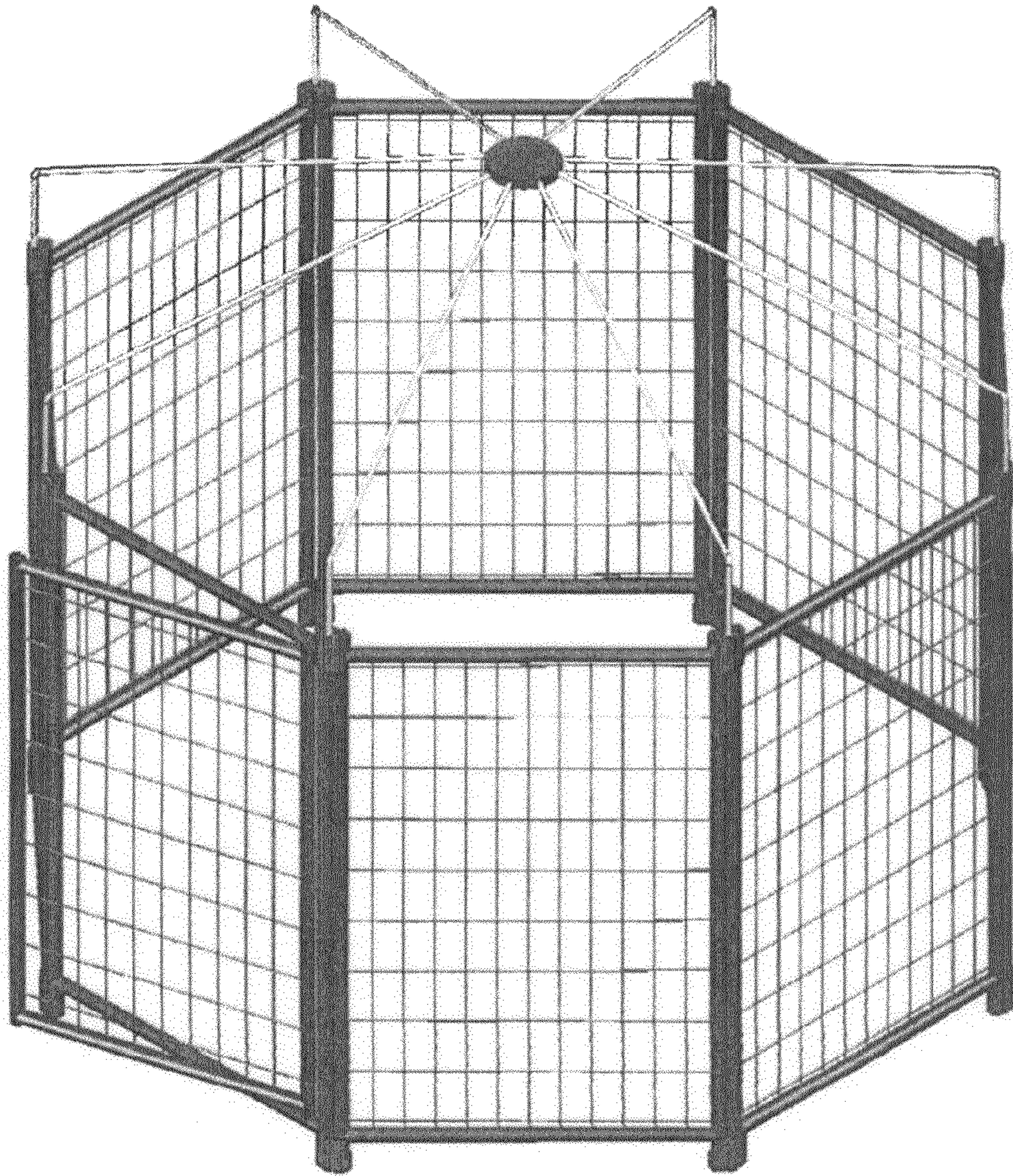


FIG. 1




FIG. 2

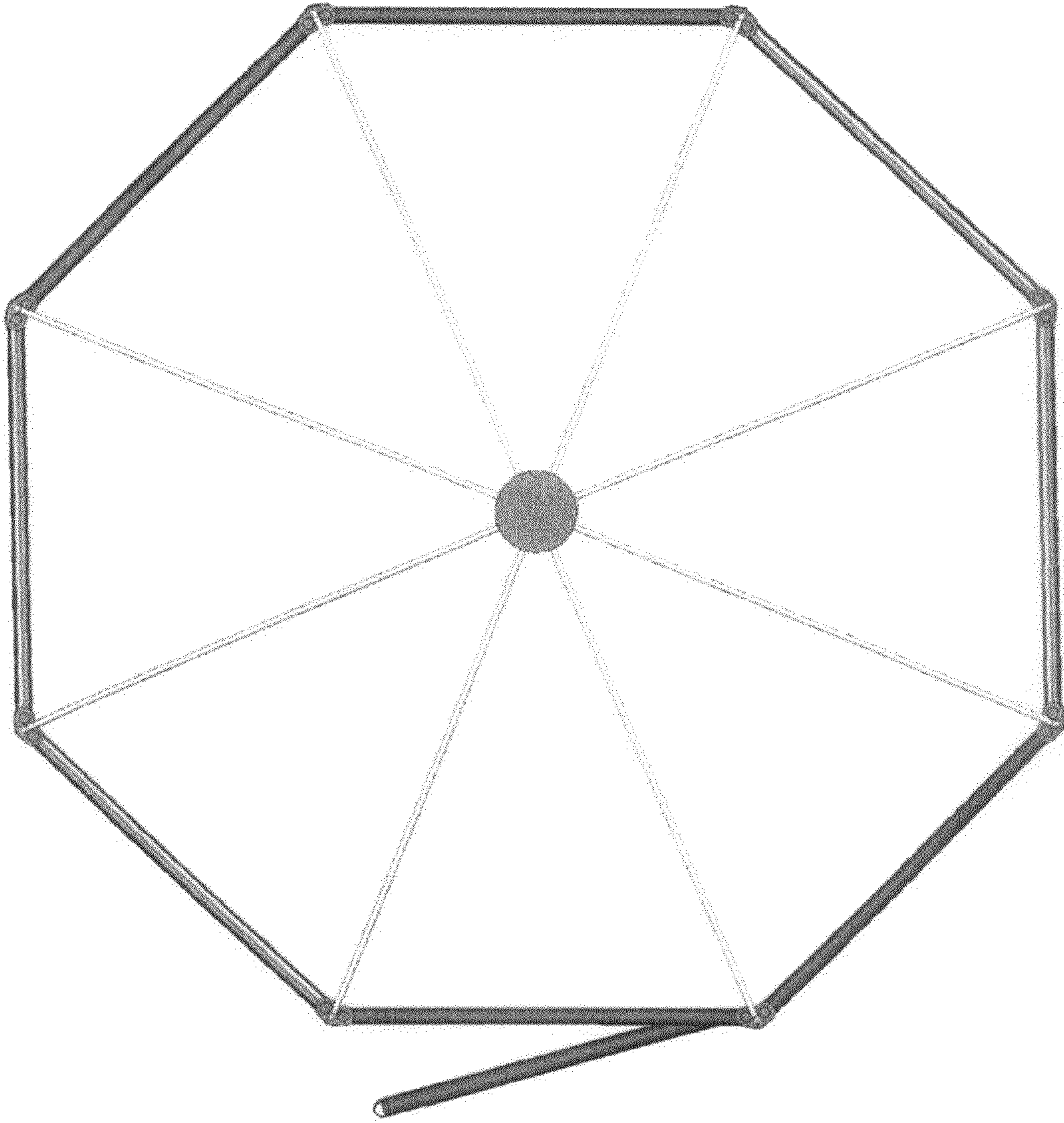


FIG. 3




FIG. 4