



US00D715004S

(12) **United States Design Patent**  
**Furukawa**

(10) **Patent No.:** **US D715,004 S**

(45) **Date of Patent:** **\*\* Oct. 7, 2014**

(54) **PADDED HAND WRAP**

(71) Applicant: **Century, LLC**, Oklahoma City, OK  
(US)

(72) Inventor: **Shaw Furukawa**, Oklahoma City, OK  
(US)

(73) Assignee: **Century, LLC**, Oklahoma City, OK  
(US)

(\*\*) Term: **14 Years**

(21) Appl. No.: **29/438,277**

(22) Filed: **Nov. 28, 2012**

(51) **LOC (10) Cl.** ..... **29-02**

(52) **U.S. Cl.**  
USPC ..... **D29/113**

(58) **Field of Classification Search**  
CPC . A63B 21/1438; A63B 21/1442; A63B 23/14  
USPC ..... D2/610, 611, 612, 613, 614, 615, 616,  
D2/617, 618, 619, 620, 621, 622, 623;  
D21/807; D24/189, 190; 602/5, 20, 21,  
602/22, 60, 61, 62  
See application file for complete search history.

(56) **References Cited**

U.S. PATENT DOCUMENTS

4,287,609	A	9/1981	Amadeo	
4,632,105	A *	12/1986	Barlow	602/64
4,669,476	A *	6/1987	Gordon et al.	607/112
4,777,666	A *	10/1988	Beverlin	2/161.5
4,856,112	A *	8/1989	Effle	2/59
5,295,269	A	3/1994	Ballard	
5,335,916	A	8/1994	Nee	
5,517,694	A	5/1996	Fabry	
5,592,694	A	1/1997	Yewer, Jr.	
D386,829	S *	11/1997	Lovin	D29/122
5,746,685	A *	5/1998	Glaser	482/93

5,782,743	A *	7/1998	Russell	600/9
5,888,180	A *	3/1999	Dewberry	482/139
6,093,165	A	7/2000	Estwanik	
6,101,628	A	8/2000	Earl	
6,119,267	A	9/2000	Pozzi	
6,168,556	B1 *	1/2001	Saavedra	482/93
6,360,684	B1 *	3/2002	Quaglia	116/222

(Continued)

*Primary Examiner* — Karen E Eldridge Powers

(74) *Attorney, Agent, or Firm* — Head, Johnson & Kachigian, P.C.

(57) **CLAIM**

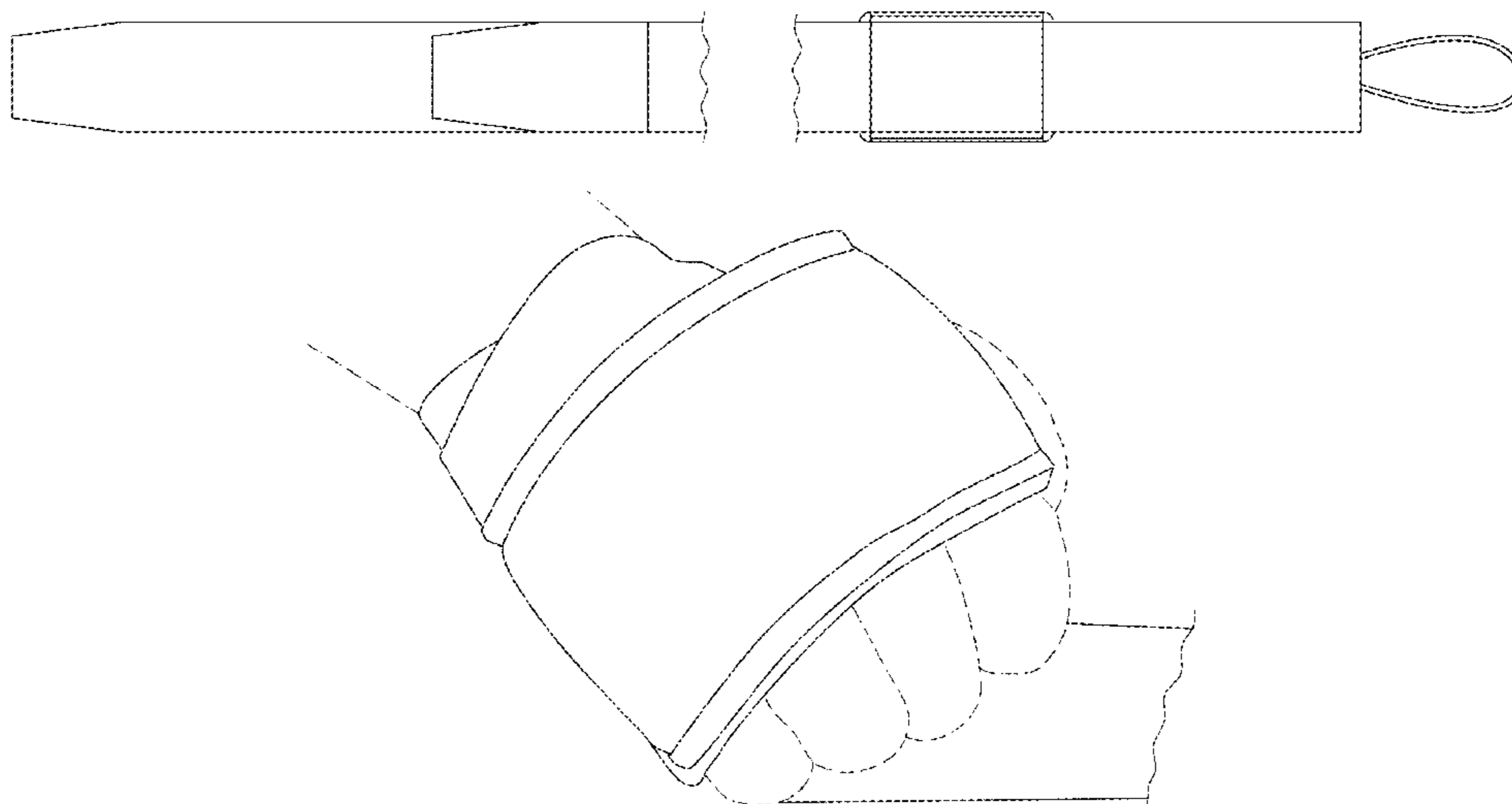
The ornamental design for a padded hand wrap, as shown and described.

**DESCRIPTION**

FIG. 1 is a top plan view of the padded hand wrap;  
 FIG. 2 is a bottom plan view of the padded hand wrap;  
 FIG. 3 is a left side elevation view of the padded hand wrap, where the right side elevation view and the left side elevation view are mirror images of each other;  
 FIG. 4 is an enlarged back elevation view of the padded hand wrap;  
 FIG. 5 is an enlarged front elevation view of the padded hand wrap;  
 FIG. 6 is an enlarged partial perspective view of the padded hand wrap being placed on a user's hand;  
 FIG. 7 is an enlarged partial perspective view of the padded hand wrap being placed on a user's hand; and,  
 FIG. 8 is an enlarged partial perspective view of the padded hand wrap in place on a user's hand.

The broken-away symbols in the drawings indicate that any portion of the article beyond what is shown forms no part of the claimed design. The broken lines showing a human hand in FIGS. 6-8 illustrate how the claimed design may appear when used. None of the broken-line subject matter forms part of the claimed design.

**1 Claim, 4 Drawing Sheets**



(56)

**References Cited**

U.S. PATENT DOCUMENTS

D462,772 S \* 9/2002 Lamping et al. .... D24/190  
6,506,175 B1 \* 1/2003 Goldstein ..... 602/60  
6,755,800 B2 \* 6/2004 Weaver et al. .... 602/62  
D528,263 S \* 9/2006 Van Trojen ..... D2/610

7,854,714 B1 12/2010 Weber et al.  
8,480,502 B2 \* 7/2013 Korte ..... 473/62  
8,663,141 B2 \* 3/2014 Garth et al. .... 602/5  
8,663,145 B2 \* 3/2014 Bonutti ..... 602/75  
8,679,045 B2 \* 3/2014 Dao ..... 602/20  
2014/0075658 A1 \* 3/2014 McGuin ..... 2/455

\* cited by examiner

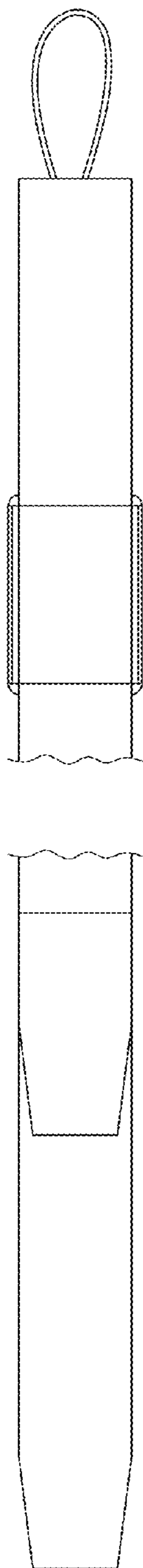


FIG. 1

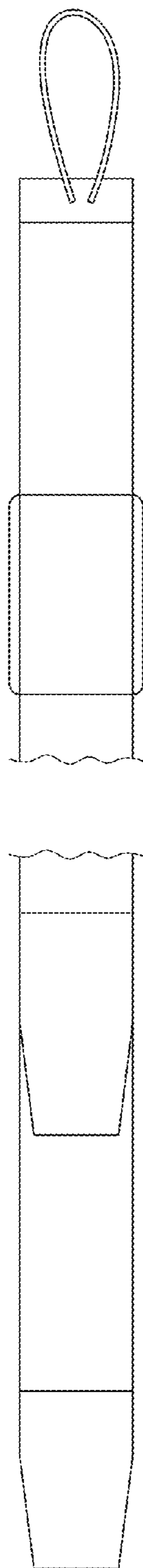


FIG. 2




FIG. 3



FIG. 4




FIG. 5

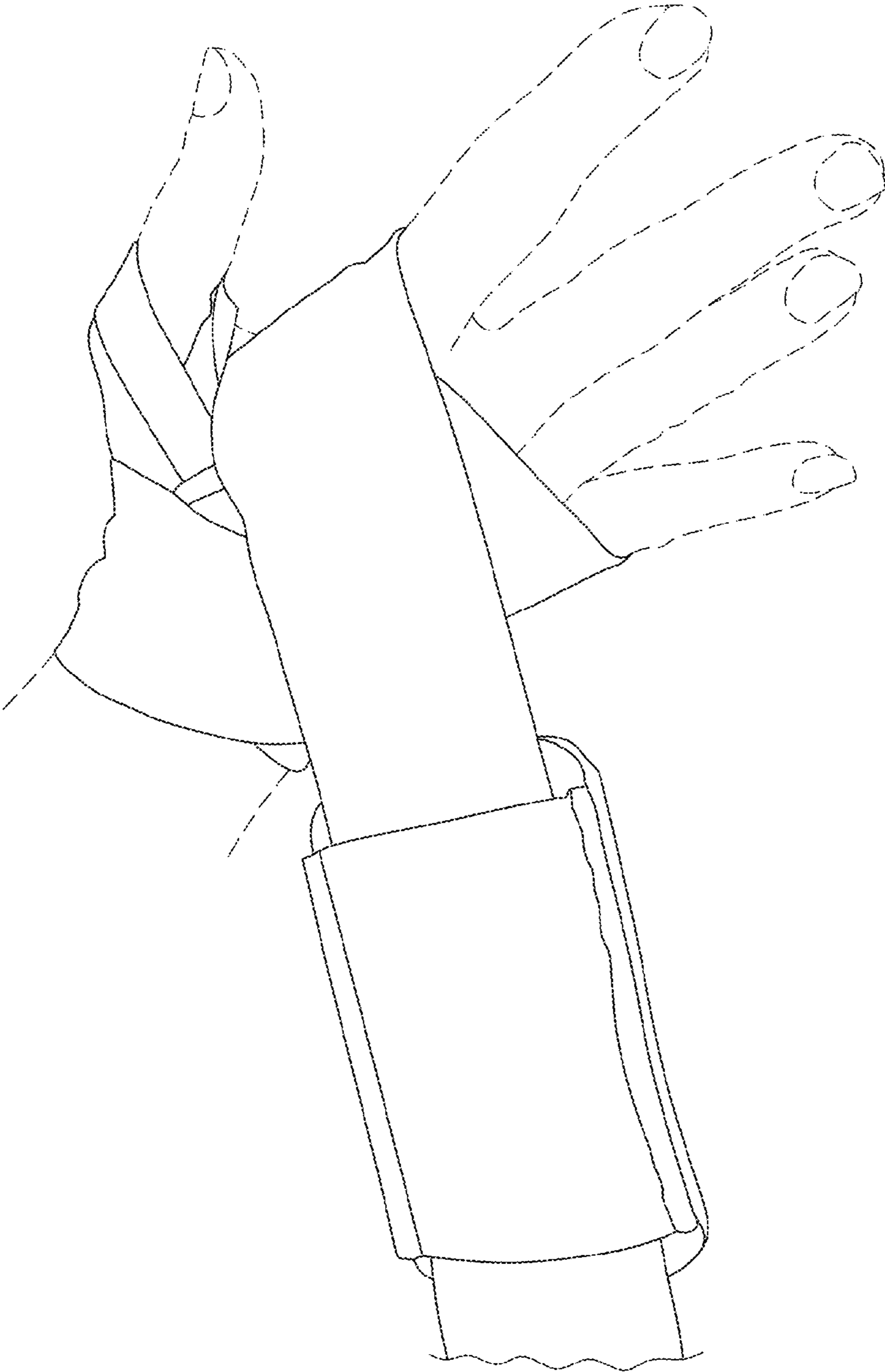


FIG. 6

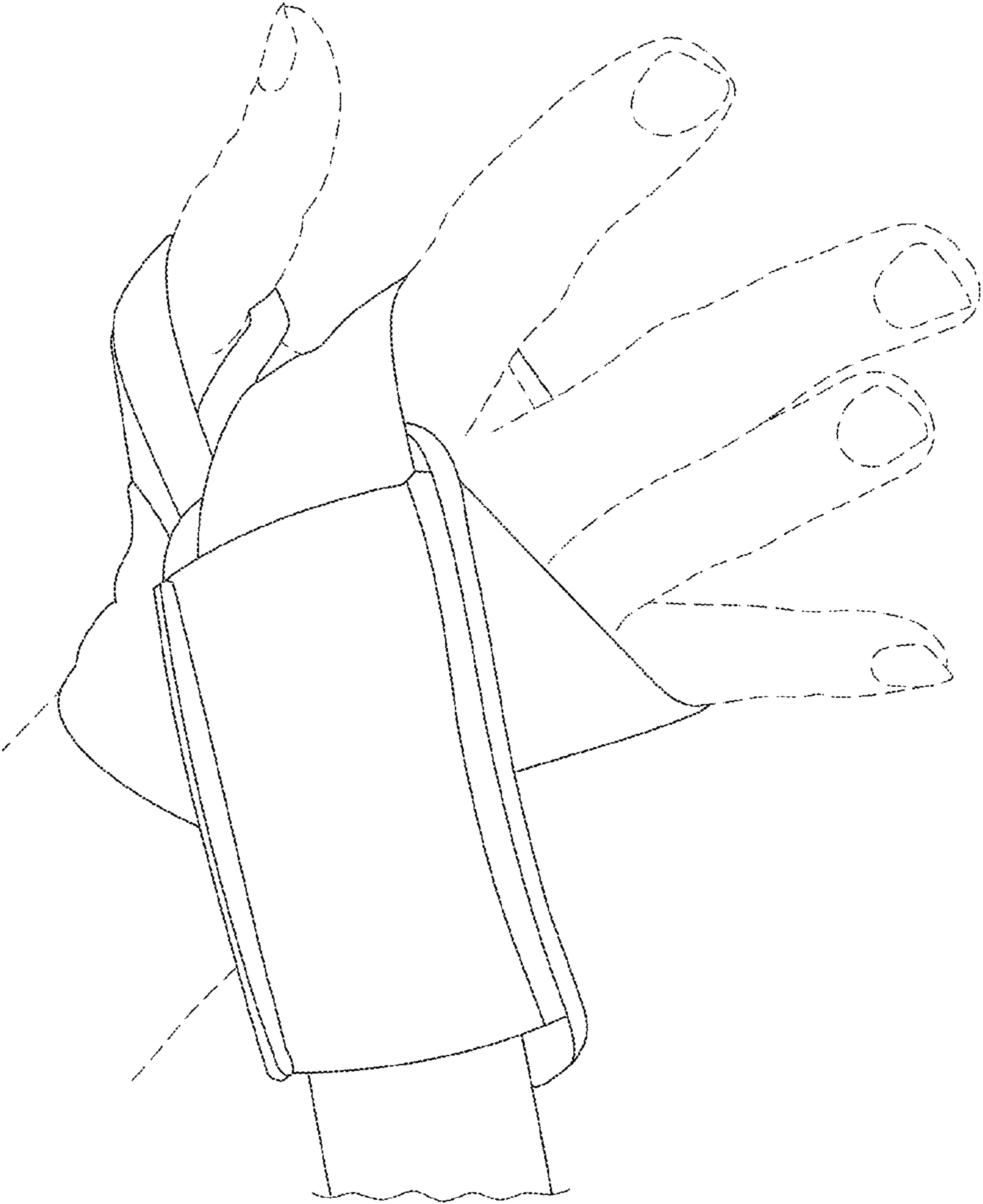


FIG. 7

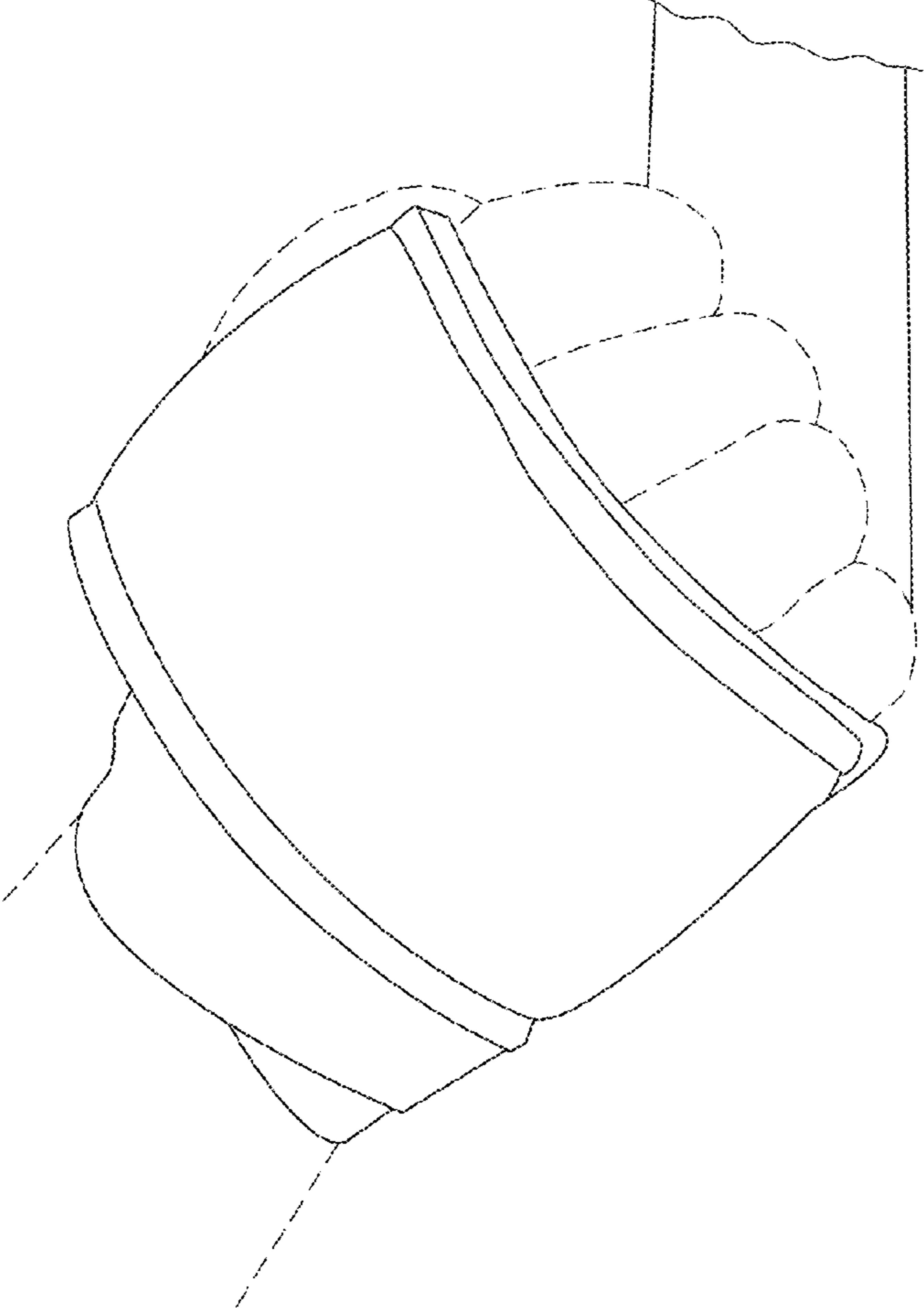


FIG. 8