



US00D715002S

(12) **United States Design Patent**
Chang

(10) **Patent No.:** **US D715,002 S**
(45) **Date of Patent:** **** Oct. 7, 2014**

- (54) **SHEET OF NAIL APPLIQUES**
- (71) Applicant: **KMC EXIM Corp.**, Port Washington, NY (US)
- (72) Inventor: **Sung Yong Chang**, Roslyn Heights, NY (US)
- (73) Assignee: **KMC EXIM Corp.**, Port Washington, NY (US)

D344,102	S	2/1994	Polak et al.	
D349,975	S *	8/1994	Bannett	D28/56
6,227,206	B1 *	5/2001	Sallee	132/200
D486,526	S	2/2004	Diaz	
6,901,934	B1 *	6/2005	Tran	132/73
D698,087	S *	1/2014	Chang	D28/56
D698,088	S *	1/2014	Chang	D28/56
2005/0150508	A1 *	7/2005	Downs et al.	132/73
2005/0217686	A1 *	10/2005	Lee	132/200
2008/0173321	A1 *	7/2008	Le	132/200
2008/0236603	A1 *	10/2008	Park	132/73
2012/0006347	A1 *	1/2012	Jordan et al.	132/73

(**) Term: **14 Years**

* cited by examiner

(21) Appl. No.: **29/462,188**

Primary Examiner — Jennifer Rivard

(22) Filed: **Jul. 31, 2013**

(74) *Attorney, Agent, or Firm* — Hoffmann & Baron, LLP

(51) **LOC (10) Cl.** **28-03**

(57) **CLAIM**

(52) **U.S. Cl.**

The ornamental design for a sheet of nail appliques, as shown and described.

USPC **D28/56**

DESCRIPTION

(58) **Field of Classification Search**

CPC ... A45D 29/001; A45D 29/004; A45D 31/00; A45D 40/30

USPC 132/200, 73, 73.5, 285, 74.5; D28/56; D20/11

See application file for complete search history.

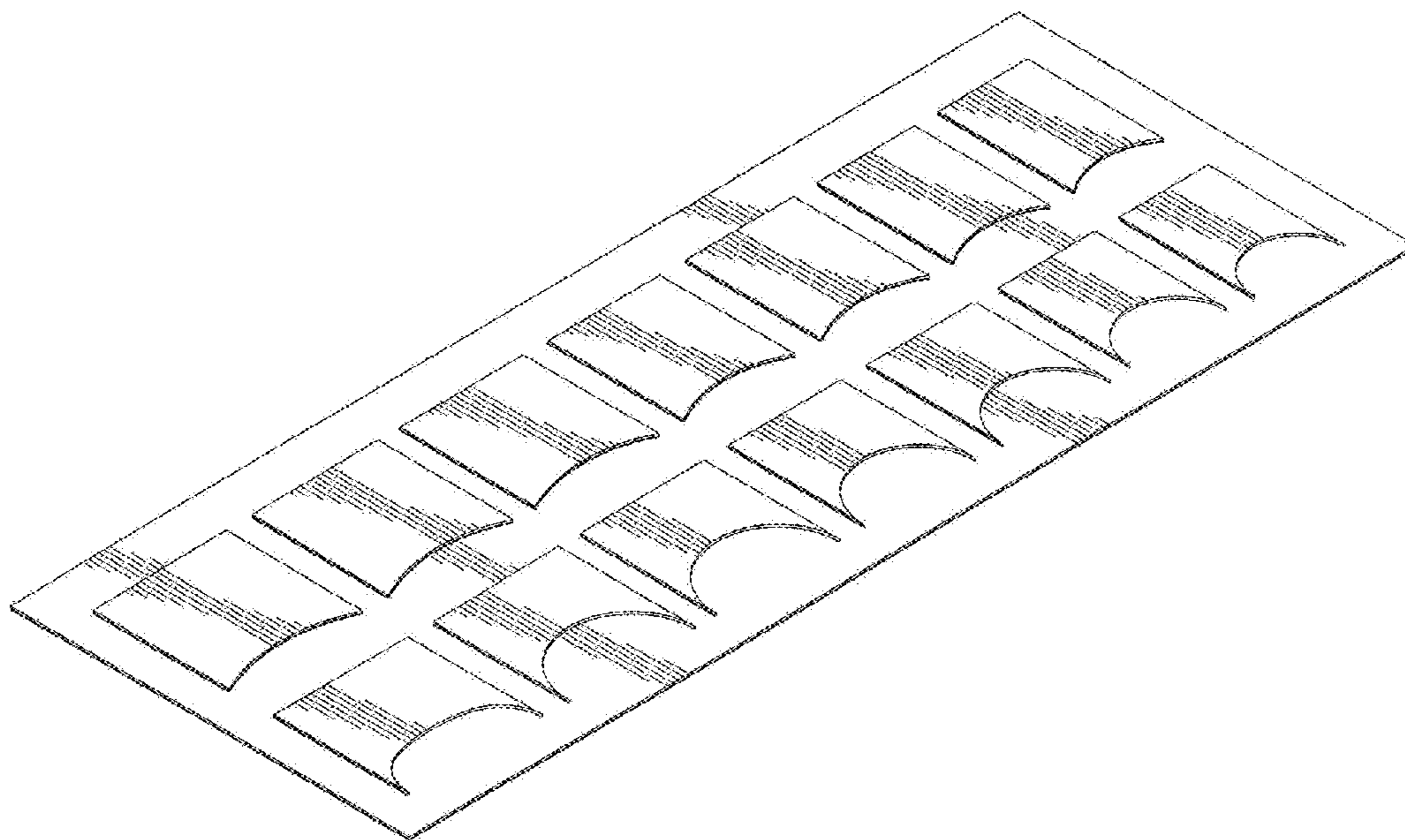
FIG. 1 is a top perspective view of a sheet of nail appliques showing my new design;
 FIG. 2 is a top plan view thereof;
 FIG. 3 is a front side elevation view thereof;
 FIG. 4 is a right side elevation view thereof;
 FIG. 5 is a top perspective view of an alternative embodiment of a sheet of nail appliques showing my new design;
 FIG. 6 is a top plan view thereof;
 FIG. 7 is a front side elevation view thereof; and,
 FIG. 8 is a right side elevation view thereof.

(56) **References Cited**

U.S. PATENT DOCUMENTS

3,578,158	A *	5/1971	Aylott	206/509
3,885,578	A *	5/1975	Hicks	132/73
4,824,702	A *	4/1989	Straub	428/15

1 Claim, 4 Drawing Sheets



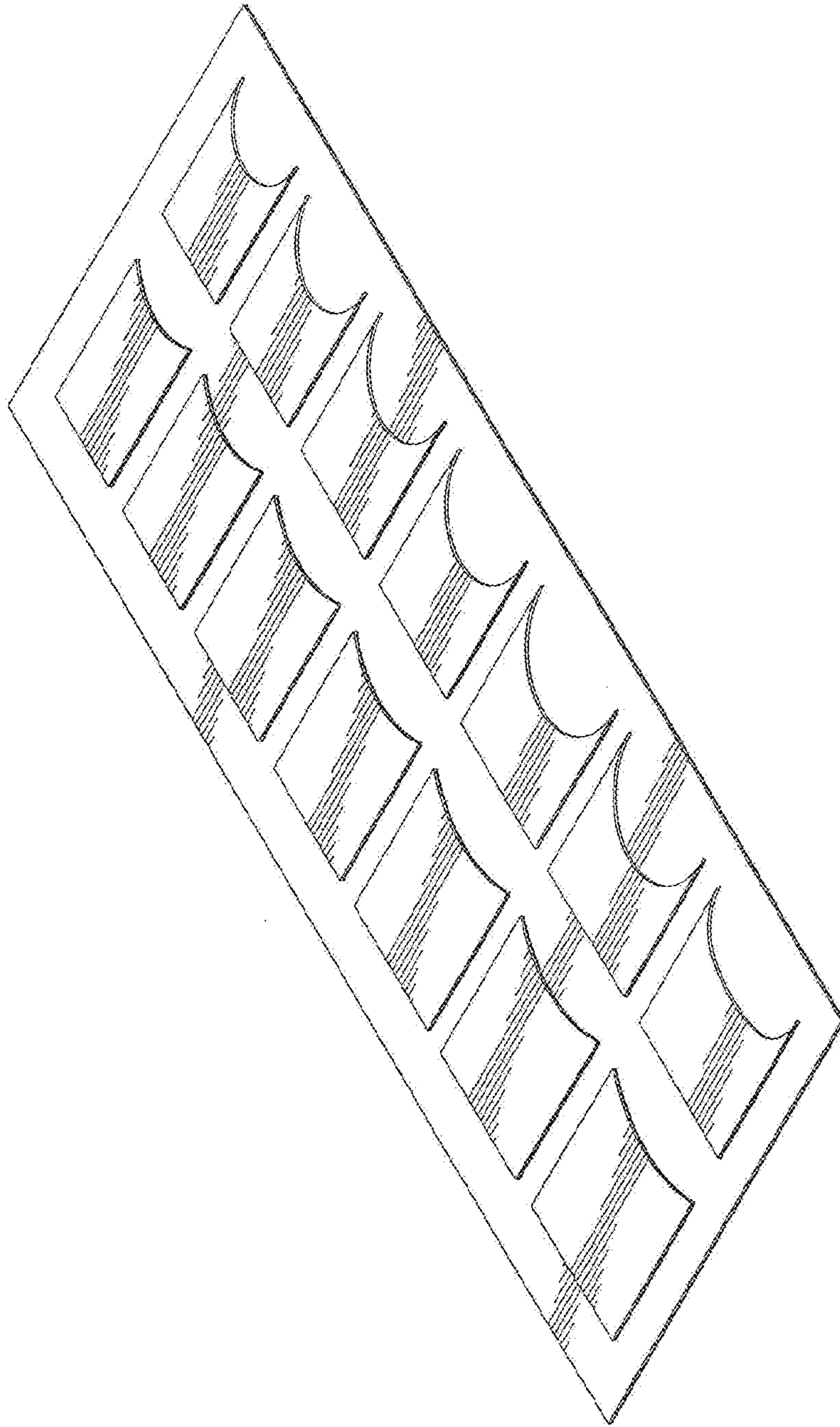


FIG. 1

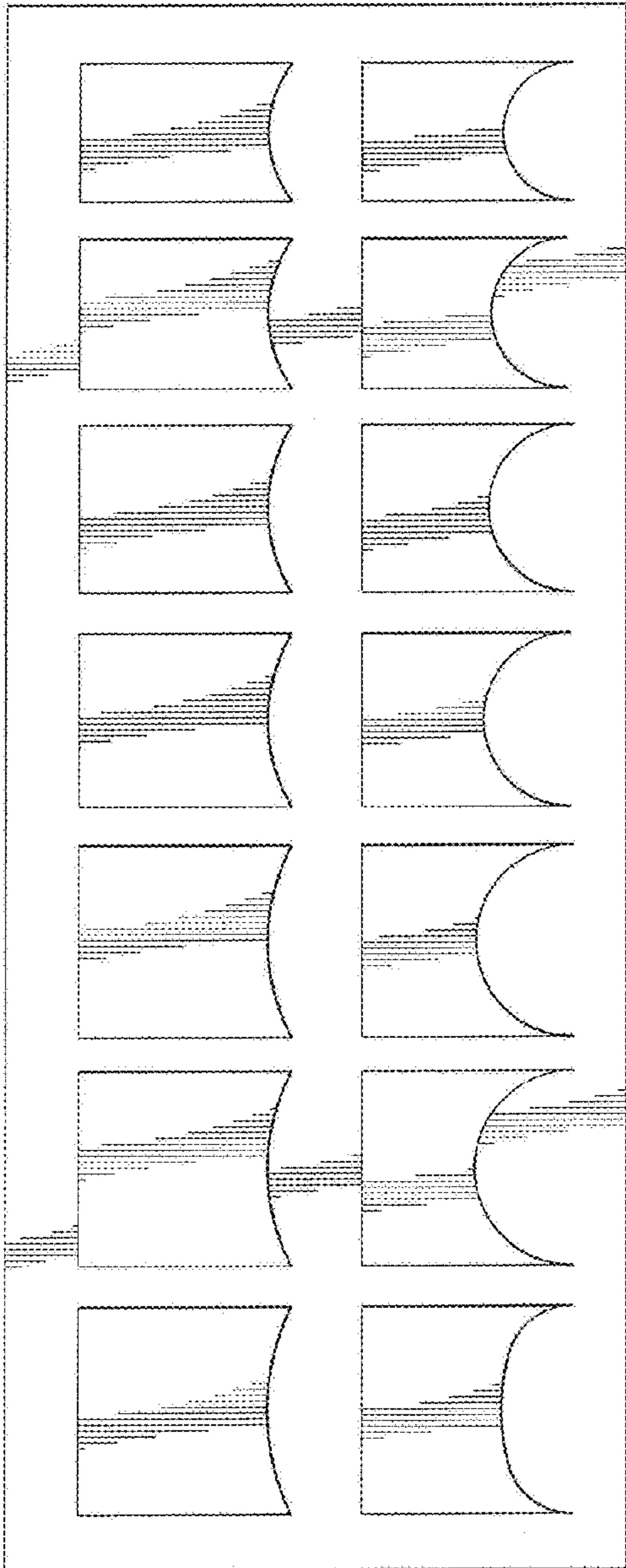


FIG. 2



FIG. 3

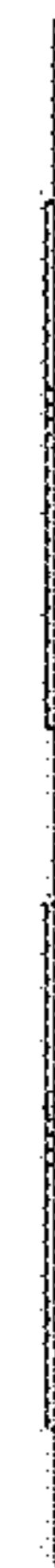


FIG. 4

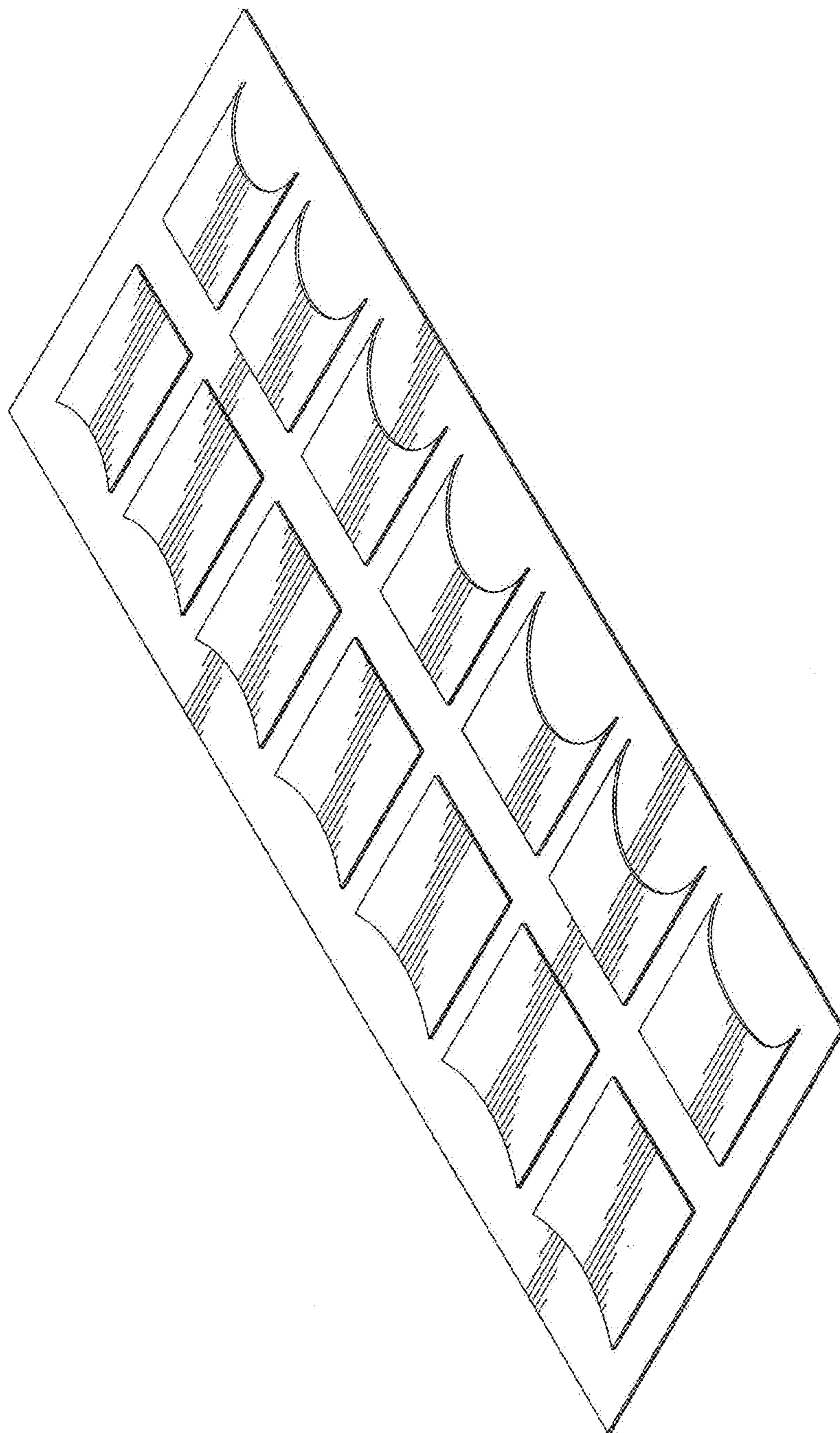


FIG. 5

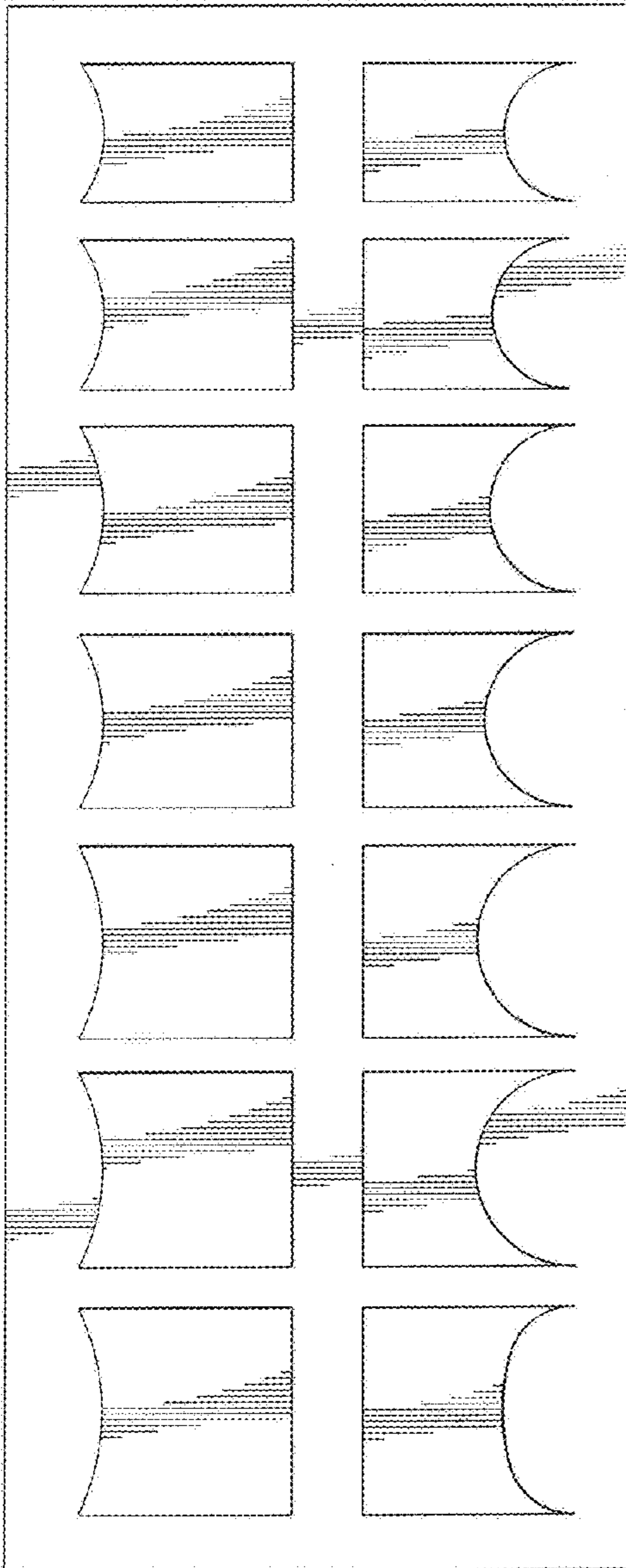


FIG. 6



FIG. 7

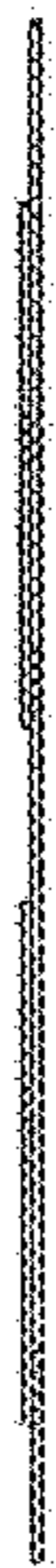


FIG. 8