



US00D715001S

(12) **United States Design Patent**  
**Pak et al.**

(10) **Patent No.:** **US D715,001 S**  
(45) **Date of Patent:** **\*\* Oct. 7, 2014**

- (54) **DEVICE FOR APPLYING NAIL DECALS**
- (71) Applicant: **KMC EXIM Corp.**, Port Washington, NY (US)
- (72) Inventors: **Margaret Pak**, Brooklyn, NY (US);  
**Sung Yong Chang**, Roslyn Heights, NY (US)
- (73) Assignee: **KMC EXIM Corp.**, Port Washington, NY (US)

4,974,610	A *	12/1990	Orsini	.....	132/73
D344,102	S	2/1994	Polak et al.		
D349,975	S *	8/1994	Bannett	.....	D28/56
6,367,485	B1 *	4/2002	Dutton-Davis et al.	.....	132/200
D459,547	S *	6/2002	Wada et al.	.....	D28/56
D486,526	S	2/2004	Diaz		
D694,954	S *	12/2013	Pak	.....	D28/56
2008/0099037	A1 *	5/2008	Chang	.....	132/285
2008/0236603	A1 *	10/2008	Park	.....	132/73
2012/0006347	A1 *	1/2012	Jordan et al.	.....	132/73
2013/0319444	A1 *	12/2013	Pak	.....	132/200

\* cited by examiner

- (\*\*) Term: **14 Years**
- (21) Appl. No.: **29/462,184**
- (22) Filed: **Jul. 31, 2013**

*Primary Examiner* — Jennifer Rivard  
(74) *Attorney, Agent, or Firm* — Hoffmann & Baron LLP

**Related U.S. Application Data**

- (63) Continuation-in-part of application No. 29/423,697, filed on Jun. 4, 2012, now Pat. No. Des. 694,954.
- (51) **LOC (10) Cl.** ..... **28-03**
- (52) **U.S. Cl.**  
USPC ..... **D28/56**
- (58) **Field of Classification Search**  
CPC ... A45D 29/001; A45D 31/00; A45D 29/004;  
A45D 40/30  
USPC ..... 132/200, 73, 73.5, 285, 74.5; D28/56;  
D20/11  
See application file for complete search history.

(57) **CLAIM**

The ornamental design for a device for applying nail decals, as shown and described.

**DESCRIPTION**

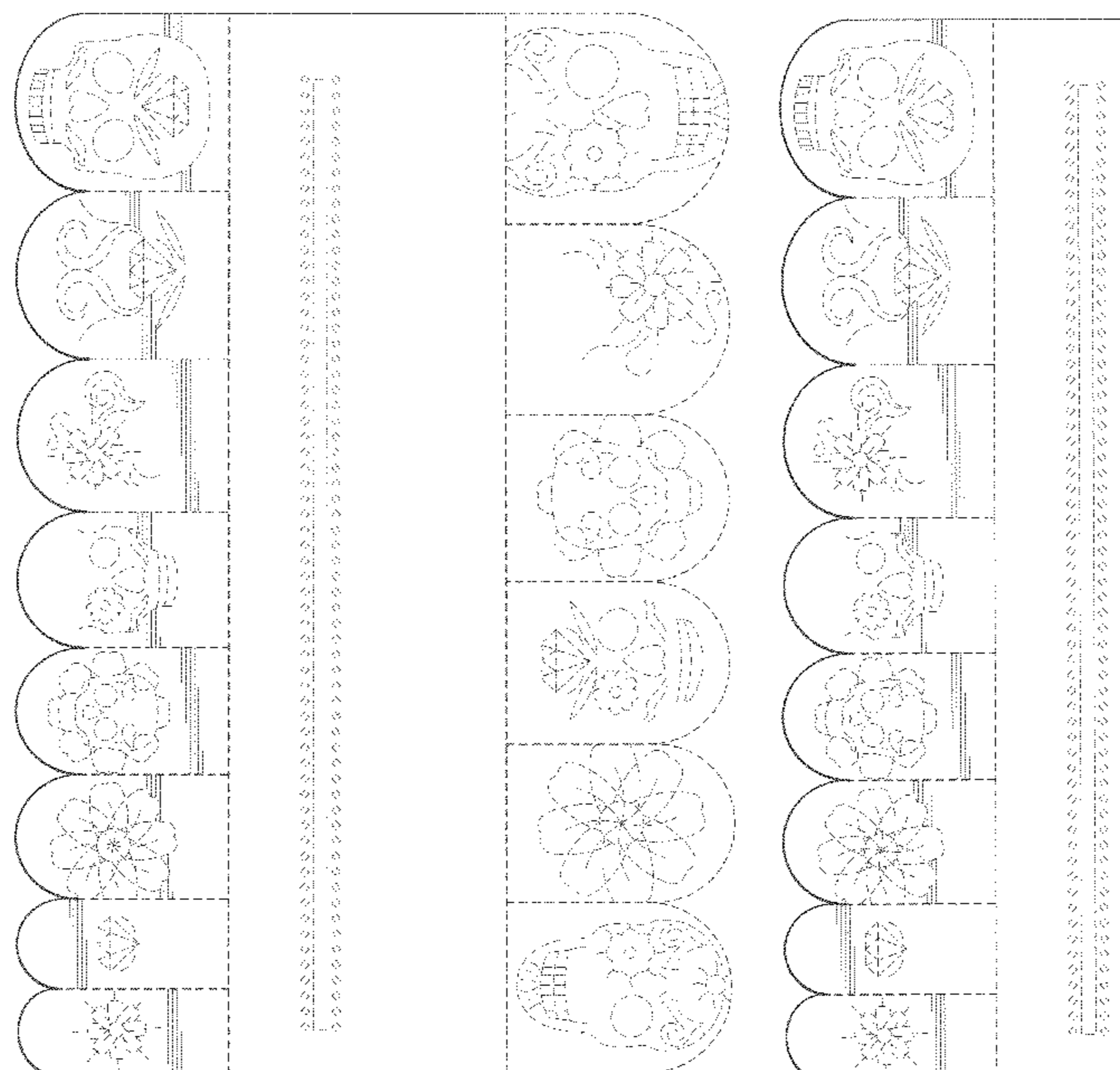
FIG. 1 is a top plan view of a device for applying nail decals showing our new design;  
 FIG. 2 is a bottom plan view thereof;  
 FIG. 3 is a front side elevation view thereof;  
 FIG. 4 is a right side elevation view thereof;  
 FIG. 5 is a top plan view of an alternative embodiment of a device for applying nail decals showing our new design;  
 FIG. 6 is a bottom plan view thereof;  
 FIG. 7 is a front side elevation view thereof; and,  
 FIG. 8 is a right side elevation view thereof.  
 The broken lines connecting the outer solid lines of the device for applying nail decals in the first embodiment represent the bounds of the claim. The remaining broken lines illustrate portions of the article. None of the broken lines forms part of the claimed design.

(56) **References Cited**

**U.S. PATENT DOCUMENTS**

3,023,887	A *	3/1962	Cohen	.....	132/73
3,598,685	A *	8/1971	Lee et al.	.....	132/73
3,993,084	A *	11/1976	Cullen	.....	132/73

**1 Claim, 6 Drawing Sheets**



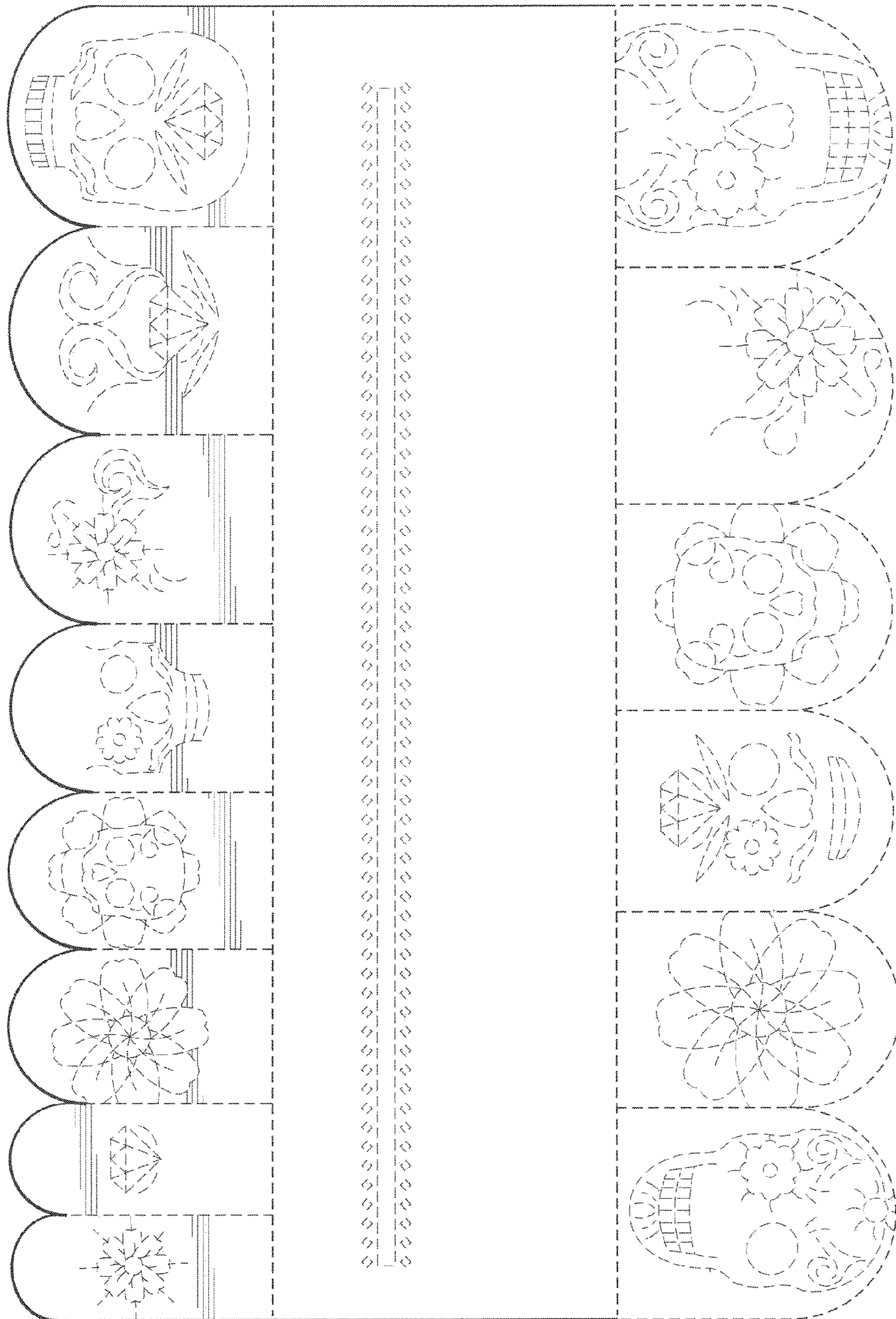


FIG. 1

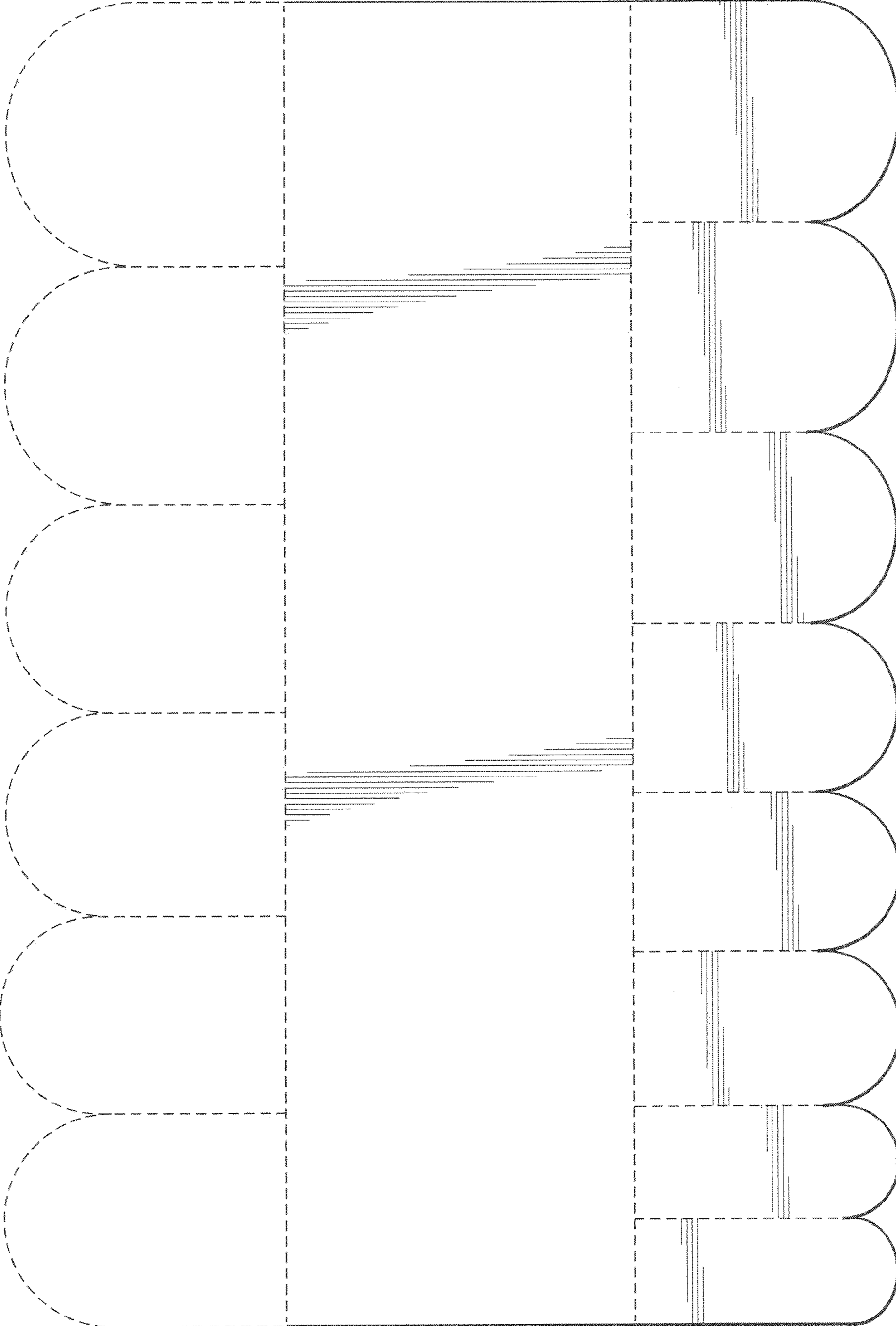


FIG. 2

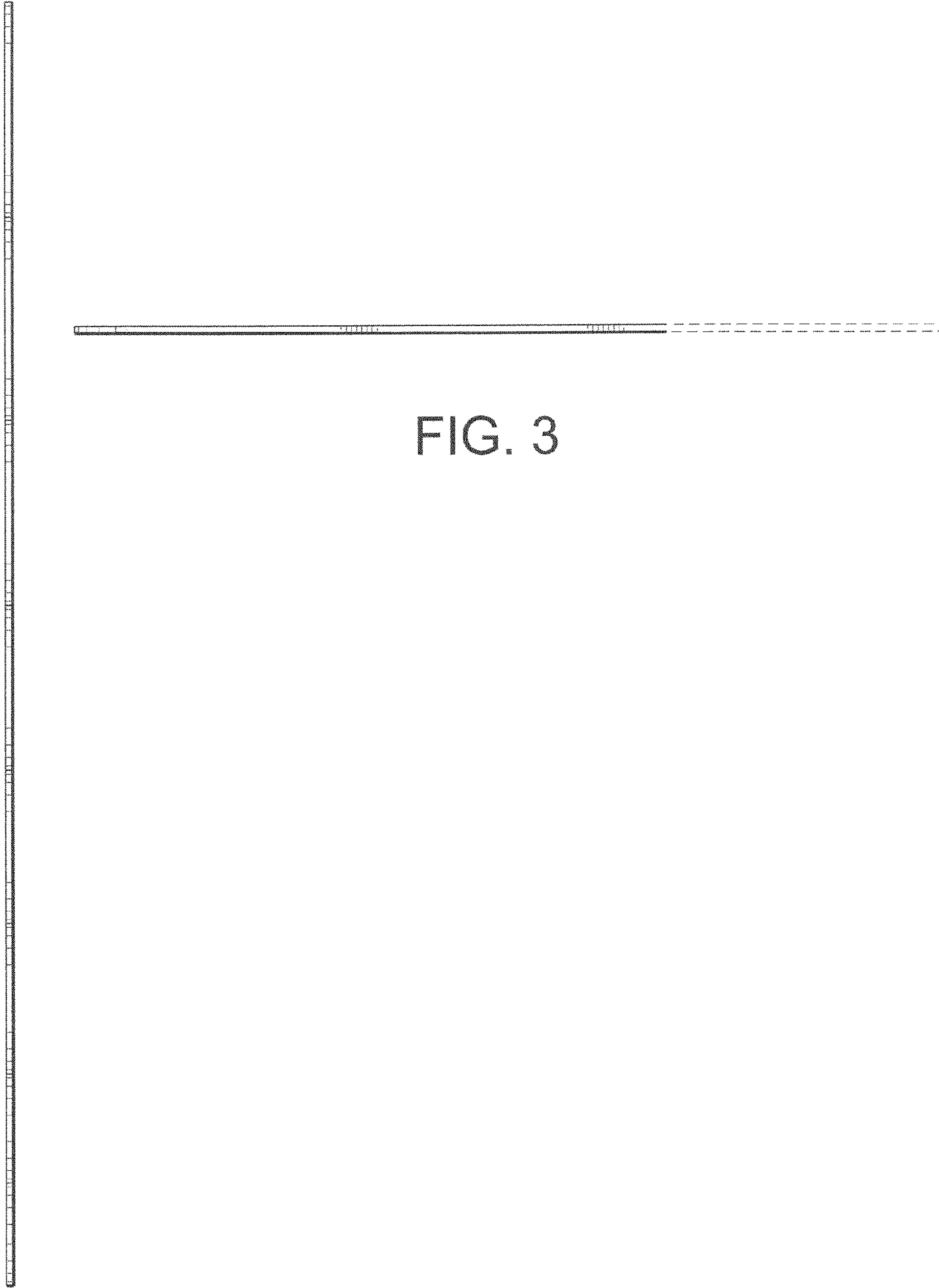


FIG. 3

FIG. 4

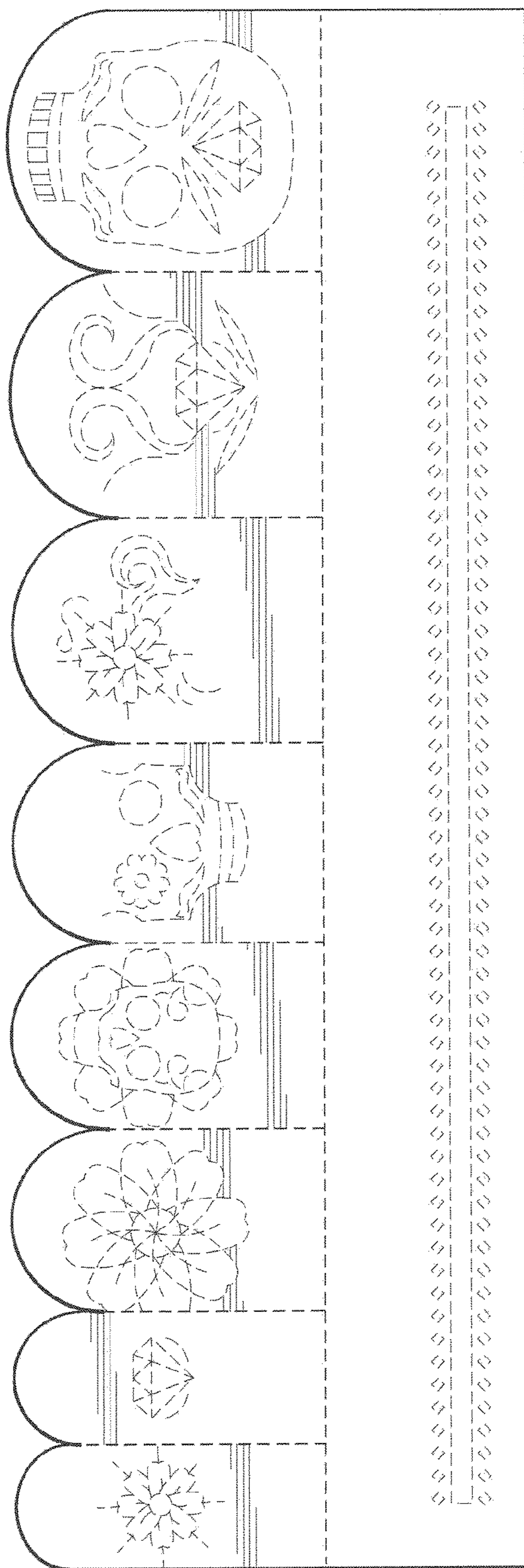


FIG. 5

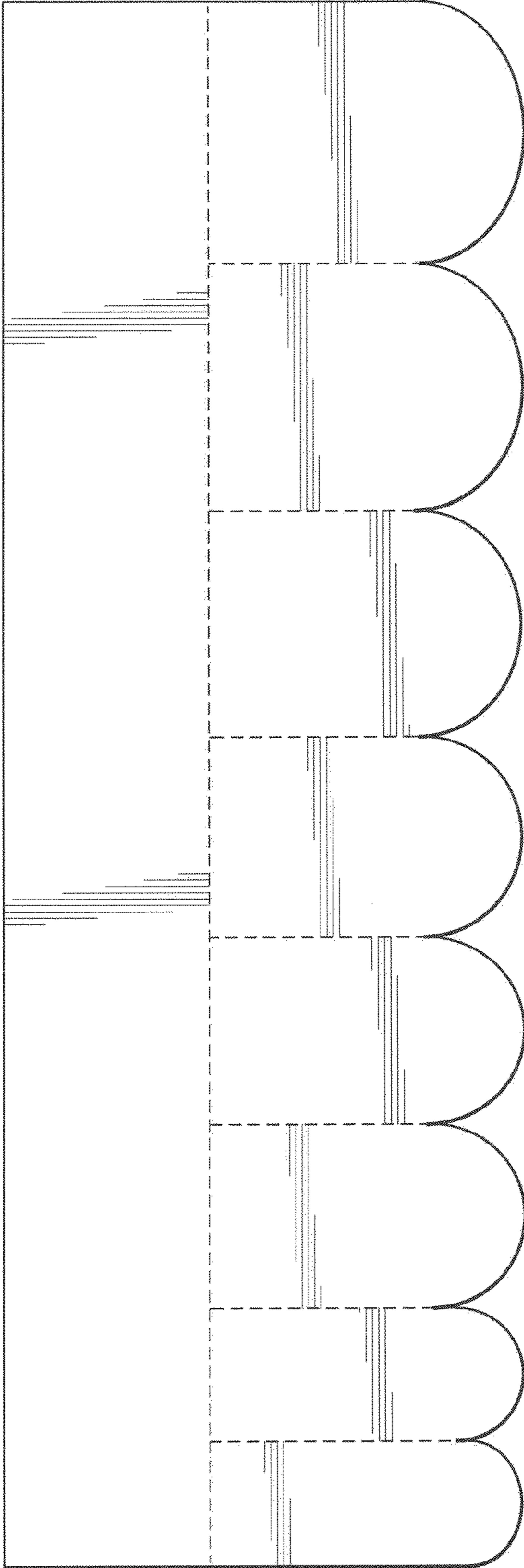


FIG. 6




FIG. 7

FIG. 8