



US00D715000S

(12) **United States Design Patent**
Chang

(10) **Patent No.:** **US D715,000 S**
(45) **Date of Patent:** **** Oct. 7, 2014**

- (54) **SHEET OF NAIL APPLIQUES**
- (71) Applicant: **KMC EXIM Corp.**, Port Washington, NY (US)
- (72) Inventor: **Sung Yong Chang**, Roslyn Heights, NY (US)
- (73) Assignee: **KMC EXIM Corp.**, Port Washington, NY (US)
- (**) Term: **14 Years**
- (21) Appl. No.: **29/454,959**
- (22) Filed: **May 15, 2013**
- (51) **LOC (10) Cl.** **28-03**
- (52) **U.S. Cl.**
USPC **D28/56**
- (58) **Field of Classification Search**
CPC A45D 29/001; A45D 31/00; A45D 40/30;
A45D 29/004
USPC 132/200, 73, 73.5, 285, 74.5; D28/56;
D20/11
See application file for complete search history.

D349,975	S *	8/1994	Bannett	D28/56
5,450,864	A	9/1995	LaJoie et al.		
5,470,351	A	11/1995	Ross et al.		
5,791,482	A	8/1998	Murphy et al.		
6,227,206	B1 *	5/2001	Sallee	132/200
6,318,377	B1	11/2001	Folks et al.		
6,472,039	B1	10/2002	Amen-Ra A		
D486,526	S	2/2004	Diaz		
6,892,736	B2	5/2005	Chang et al.		
6,901,934	B1 *	6/2005	Tran	132/73
8,061,363	B2	11/2011	Park		
8,061,364	B2	11/2011	Park		
D698,087	S *	1/2014	Chang	D28/56
D698,088	S *	1/2014	Chang	D28/56
2005/0150508	A1 *	7/2005	Downs et al.	132/73
2005/0217686	A1 *	10/2005	Lee	132/200
2007/0221237	A1	9/2007	Kim		
2008/0173321	A1 *	7/2008	Le	132/200
2008/0236603	A1 *	10/2008	Park	132/73
2012/0006347	A1 *	1/2012	Jordan et al.	132/73

* cited by examiner

Primary Examiner — Jennifer Rivard
(74) *Attorney, Agent, or Firm* — Hoffmann Baron LLP

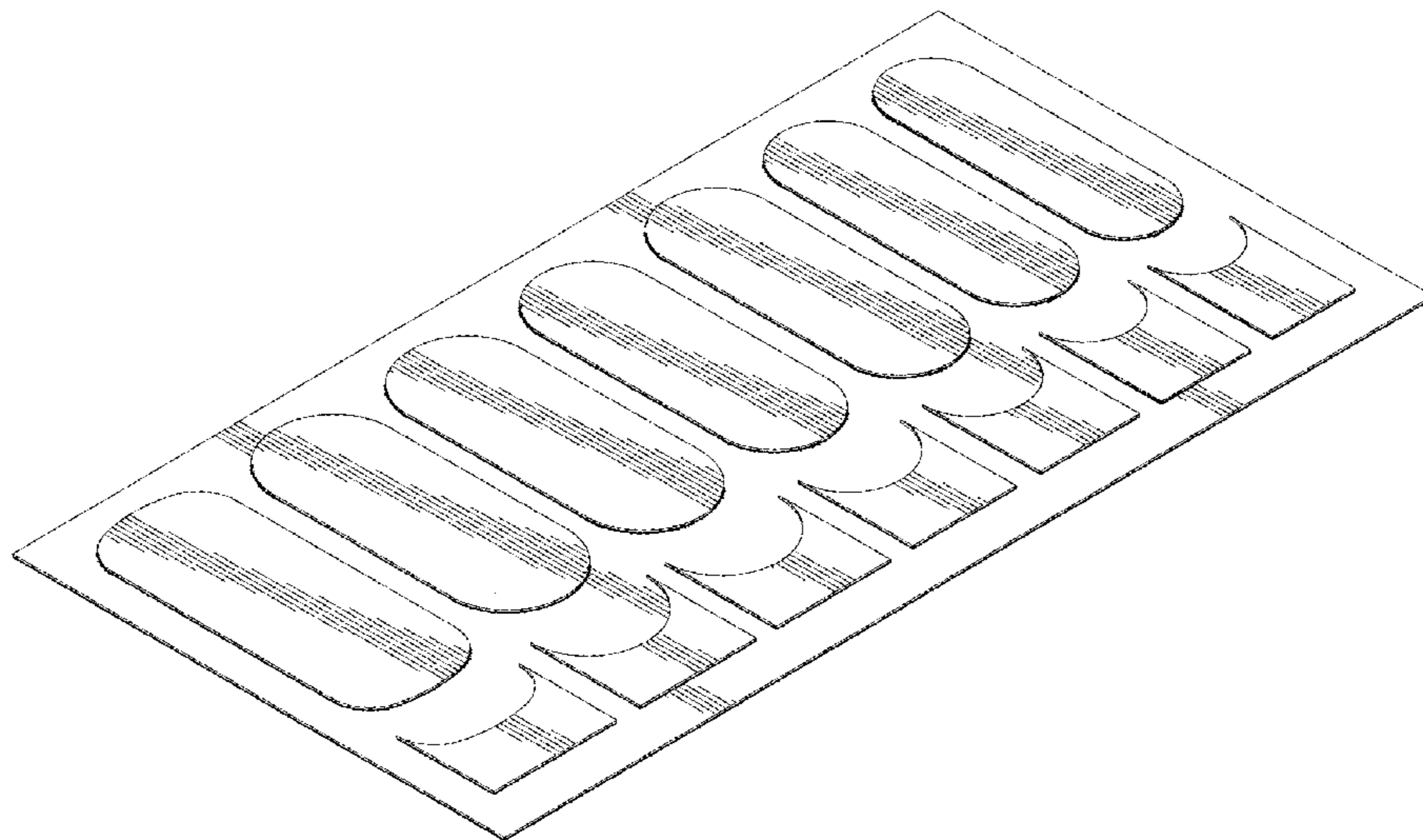
(57) **CLAIM**
The ornamental design for a sheet of nail appliques, as shown and described.

- (56) **References Cited**
U.S. PATENT DOCUMENTS
- 2,633,139 A 3/1953 Pettey
- 3,578,158 A * 5/1971 Aylott 206/509
- 3,885,578 A * 5/1975 Hicks 132/73
- 3,898,357 A 8/1975 Miller et al.
- 4,220,016 A 9/1980 Frenger
- 4,824,702 A * 4/1989 Straub 428/15
- D344,102 S 2/1994 Polak et al.

DESCRIPTION

FIG. 1 is a top perspective view of a sheet of nail appliques showing my new design;
FIG. 2 is a top plan view thereof;
FIG. 3 is a front side elevation view thereof; and,
FIG. 4 is a right side elevation view thereof.

1 Claim, 2 Drawing Sheets



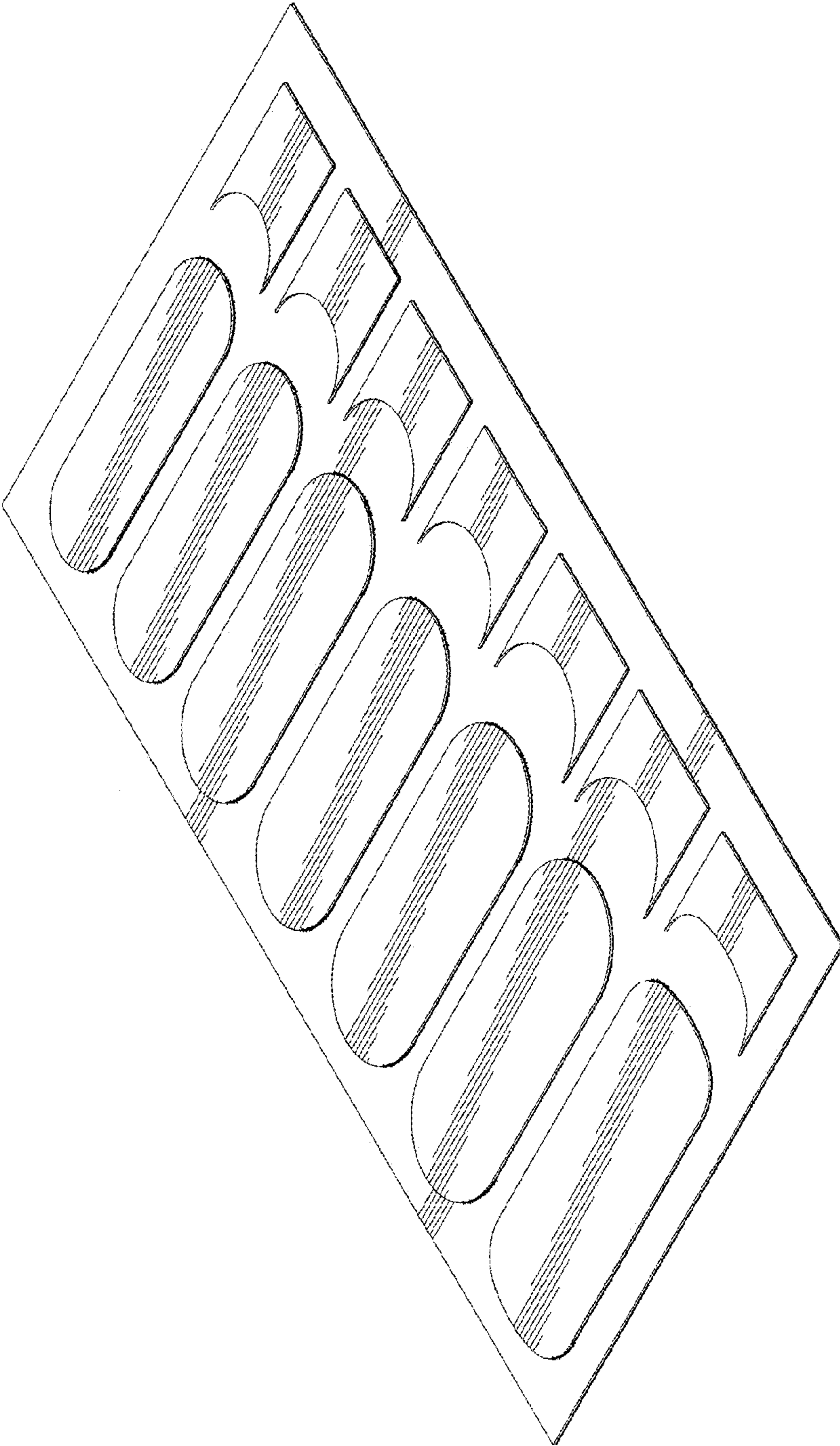


FIG. 1

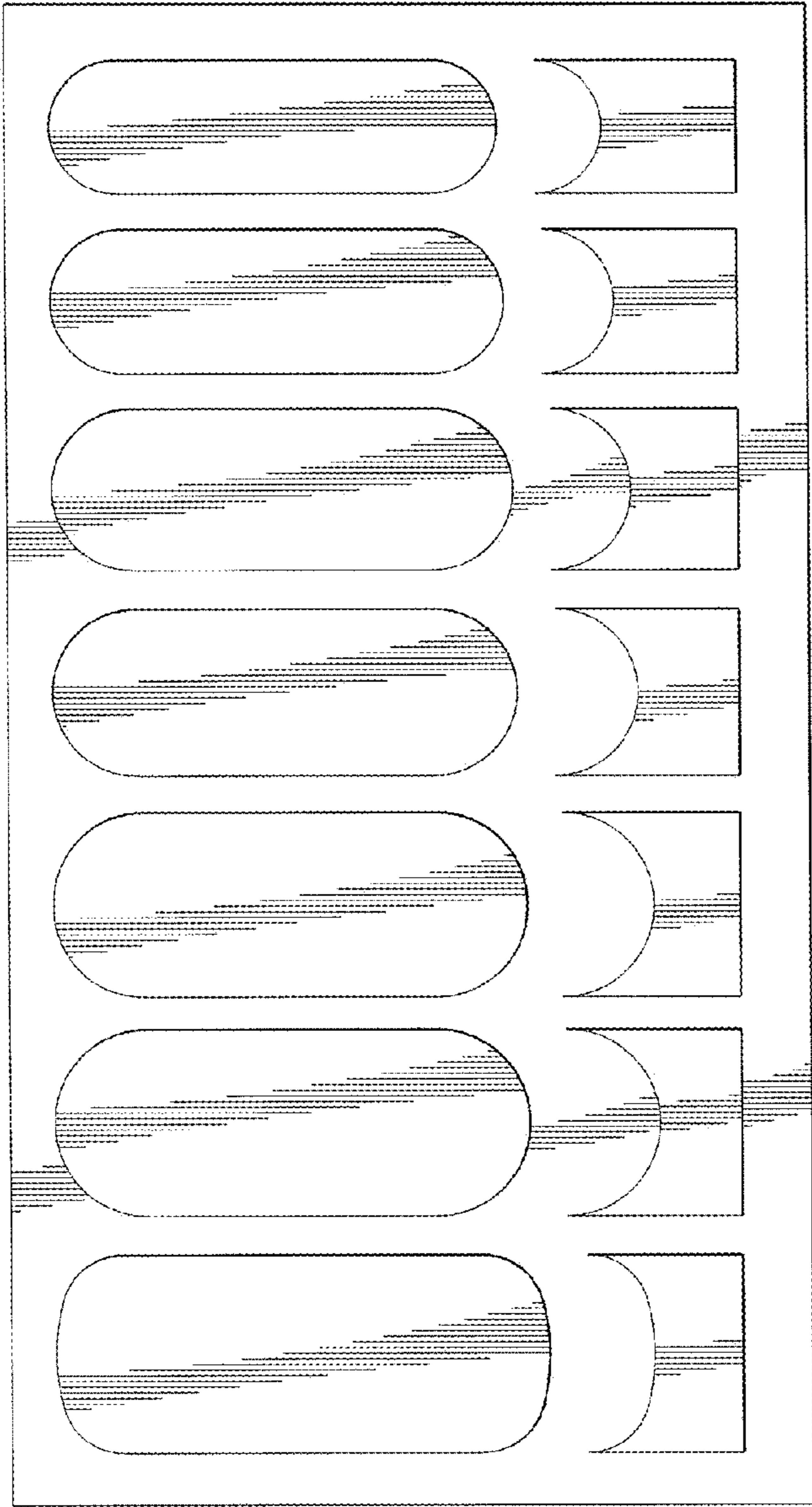


FIG. 2



FIG. 3



FIG. 4