



US00D714982S

(12) **United States Design Patent**
Lai

(10) **Patent No.:** **US D714,982 S**

(45) **Date of Patent:** **** Oct. 7, 2014**

(54) **VEHICLE TAILLIGHT**

(71) Applicant: **Litek Enterprise Co., Ltd**, Tainan (TW)

(72) Inventor: **Ching-Tsung Lai**, Tainan (TW)

(73) Assignee: **Litek Enterprise Co., Ltd.**, Tainan (TW)

(**) Term: **14 Years**

(21) Appl. No.: **29/459,672**

(22) Filed: **Jul. 2, 2013**

(51) **LOC (10) Cl.** **26-06**

(52) **U.S. Cl.**
USPC **D26/28**

(58) **Field of Classification Search**
USPC D26/28-36; 362/459-468, 475-478,
362/485-487

See application file for complete search history.

(56) **References Cited**

U.S. PATENT DOCUMENTS

D549,363 S * 8/2007 Pfeiffer D26/28
D552,769 S * 10/2007 Leclercq D26/28

D553,268 S * 10/2007 Pfeiffer D26/28
D553,269 S * 10/2007 Pfeiffer et al. D26/28
D560,292 S * 1/2008 Sato D26/28
D561,357 S * 2/2008 Leclercq D26/28
D565,211 S * 3/2008 Haller et al. D26/28
D574,524 S * 8/2008 Tomatsu D26/28
D605,793 S * 12/2009 Weil D26/28

* cited by examiner

Primary Examiner — Marcus Jackson

(74) *Attorney, Agent, or Firm* — Muncy, Geissler, Olds & Lowe, P.C.

(57) **CLAIM**

I claim, the ornamental design for an vehicle taillight, as shown and described.

DESCRIPTION

FIG. 1 is a perspective view of an vehicle taillight showing my present design;

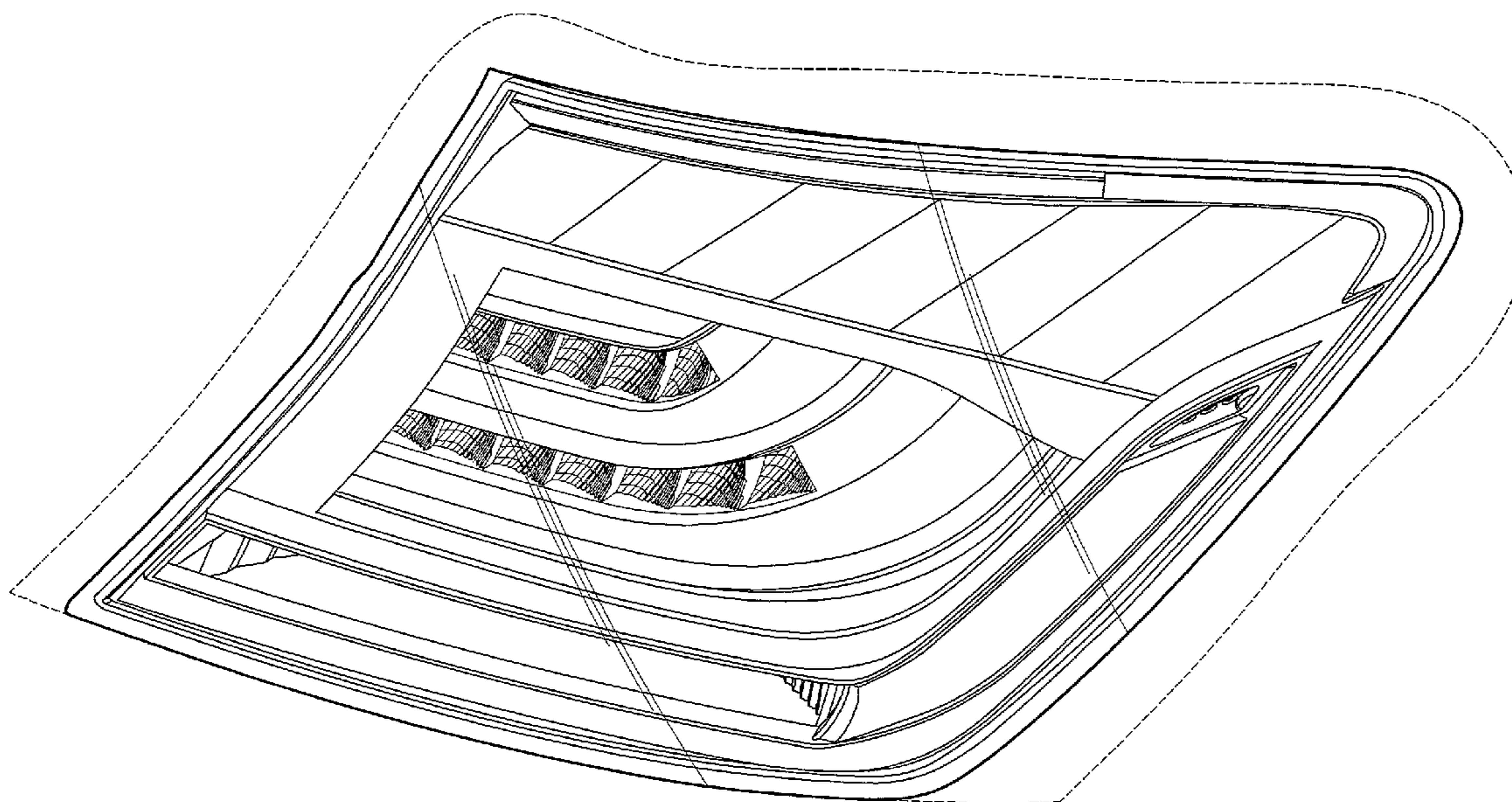
FIG. 2 is a front view thereof;

FIG. 3 is a right view thereof; and,

FIG. 4 is a top plan view thereof.

The broken line showing of a portion of the vehicle is included for the purpose of illustrating only and forms no part of the claimed design.

1 Claim, 4 Drawing Sheets



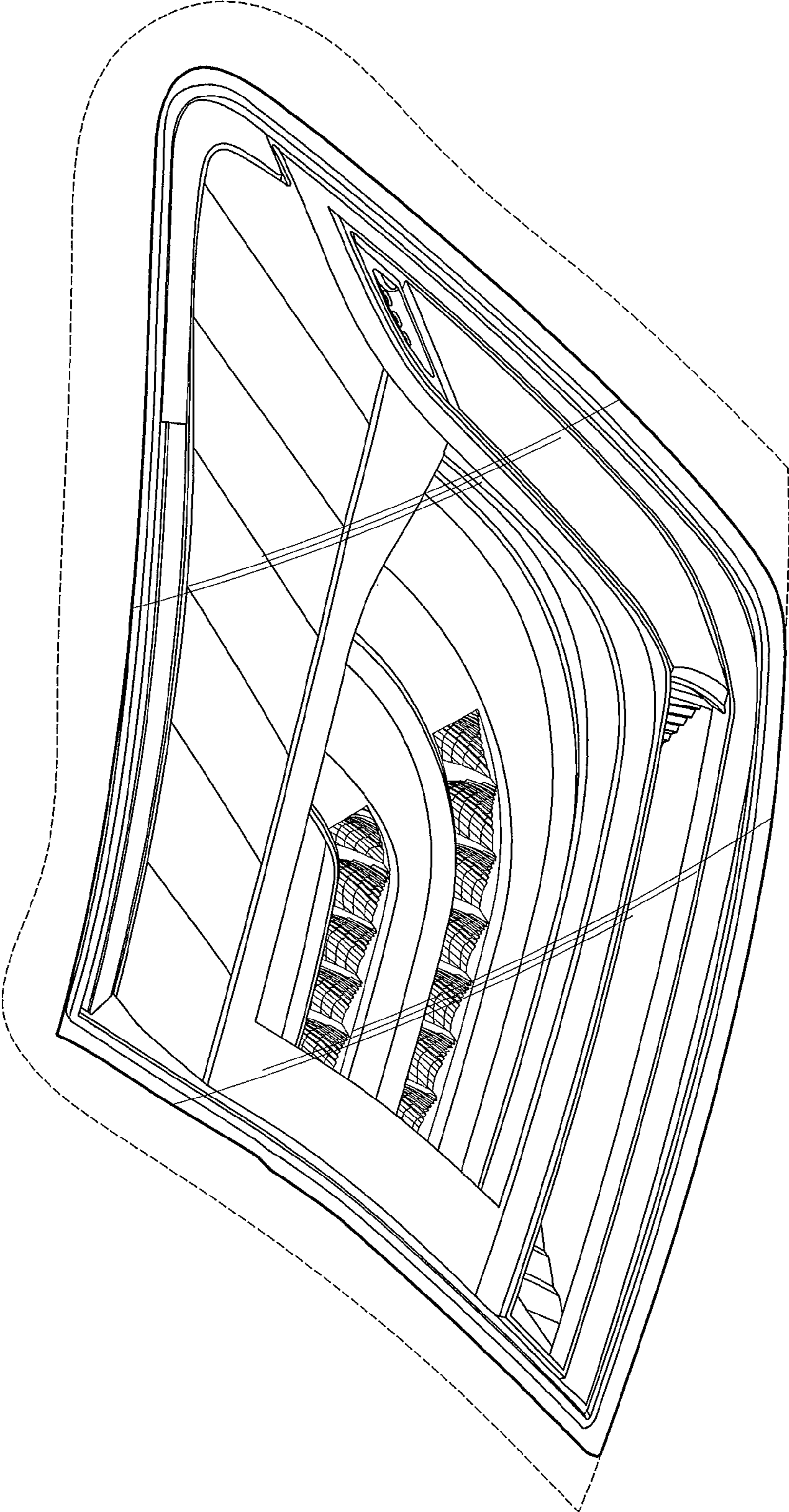


FIG. 1




FIG. 2

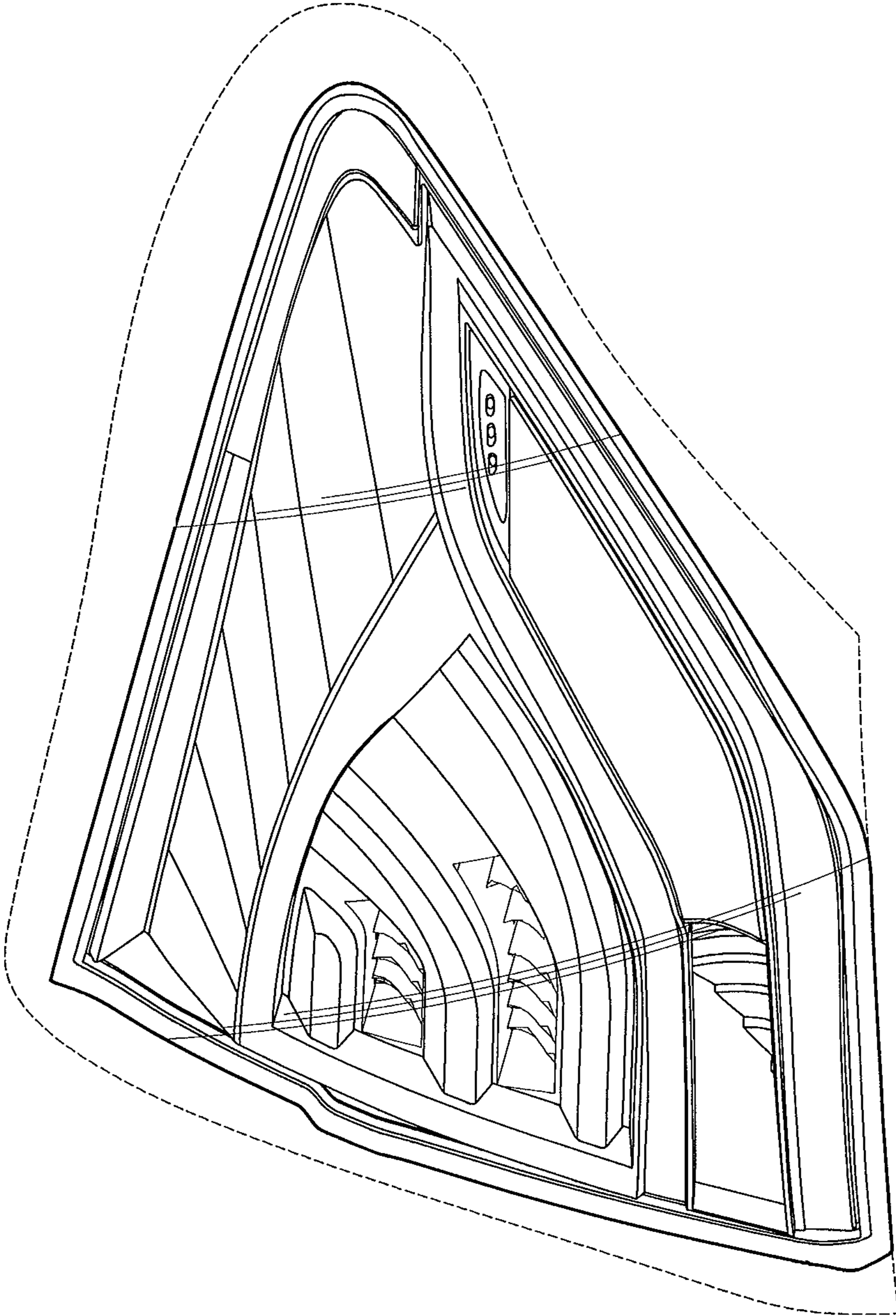


FIG. 3

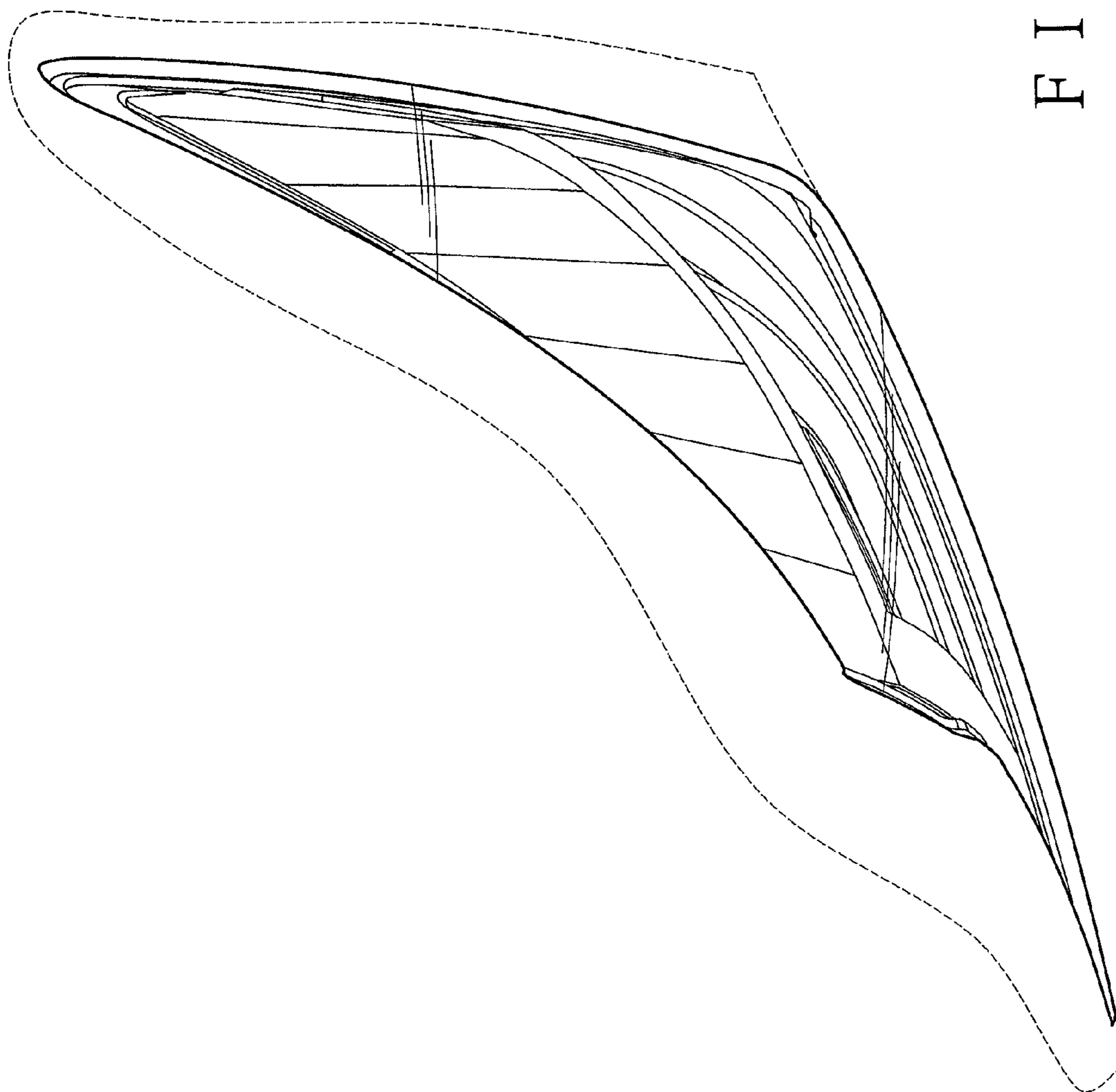


FIG. 4