



US00D714981S

(12) **United States Design Patent**  
**Lai**

(10) **Patent No.:** **US D714,981 S**

(45) **Date of Patent:** **\*\* Oct. 7, 2014**

(54) **VEHICLE TAILLIGHT**

(71) Applicant: **Litek Enterprise Co., Ltd**, Tainan (TW)

(72) Inventor: **Ching-Tsung Lai**, Tainan (TW)

(73) Assignee: **Litek Enterprise Co., Ltd.**, Tainan (TW)

(\*\*) Term: **14 Years**

(21) Appl. No.: **29/459,577**

(22) Filed: **Jul. 1, 2013**

(51) **LOC (10) Cl.** ..... **26-06**

(52) **U.S. Cl.**  
USPC ..... **D26/28**

(58) **Field of Classification Search**  
USPC ..... D26/28-36; 362/459-468, 475-478,  
362/485-487  
See application file for complete search history.

(56) **References Cited**

**U.S. PATENT DOCUMENTS**

D523,976 S \* 6/2006 Pfeiffer et al. .... D26/28  
D528,680 S \* 9/2006 Oda ..... D26/28

D538,452 S \* 3/2007 Pfeiffer ..... D26/28  
D539,450 S \* 3/2007 Pfeiffer ..... D26/28  
D540,480 S \* 4/2007 Pfeiffer ..... D26/28  
D552,769 S \* 10/2007 Leclercq ..... D26/28

\* cited by examiner

*Primary Examiner* — Marcus Jackson

(74) *Attorney, Agent, or Firm* — Muncy, Geissler, Olds & Lowe, P.C.

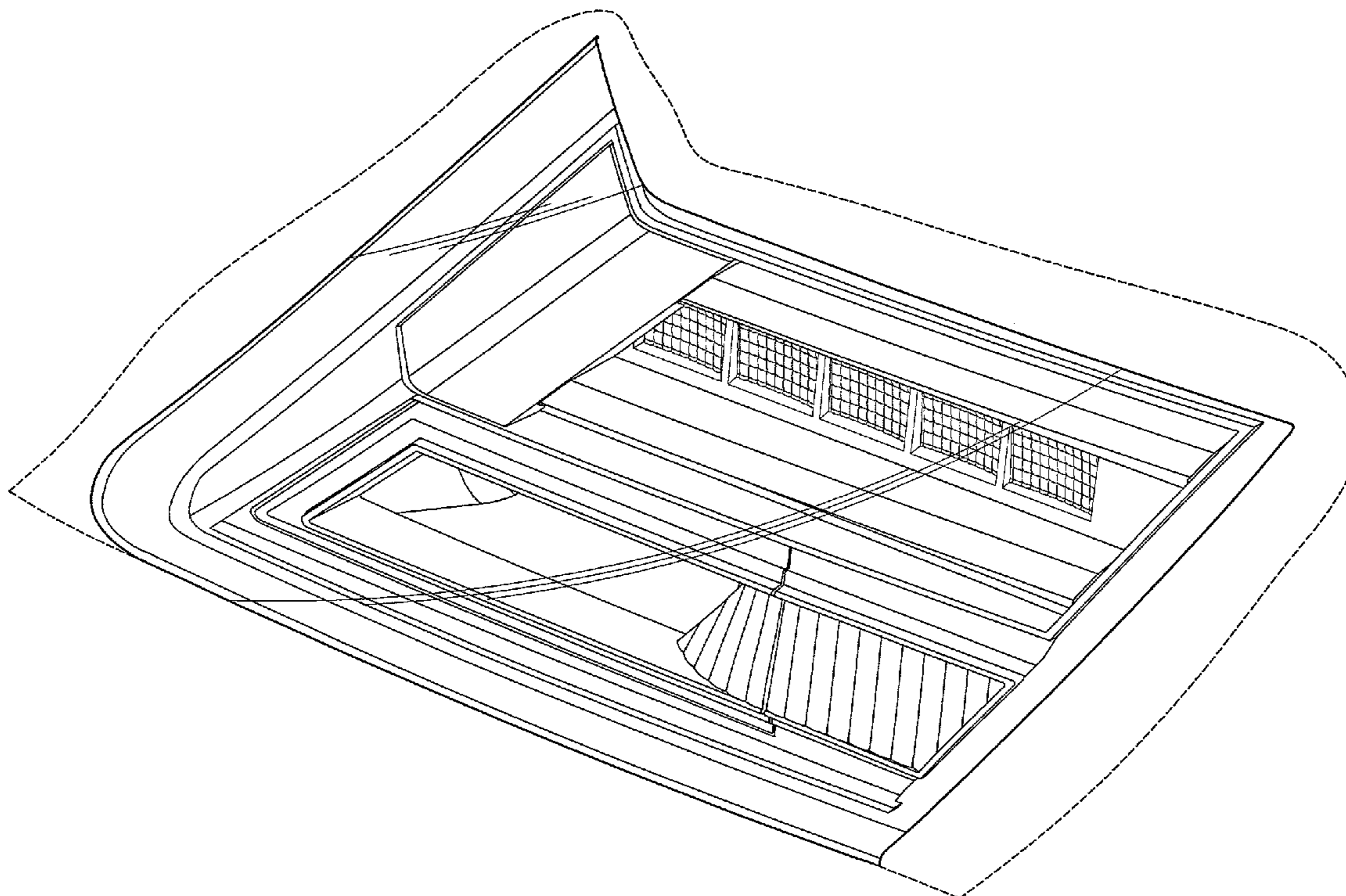
(57) **CLAIM**

I claim, the ornamental design for an vehicle taillight, as shown and described.

**DESCRIPTION**

FIG. 1 is a perspective view of an vehicle taillight showing my present design;  
FIG. 2 is a front view thereof;  
FIG. 3 is a right view thereof;  
FIG. 4 is a top plan view thereof; and,  
FIG. 5 is another perspective view thereof.  
The broken line showing of a portion of the vehicle is included for the purpose of illustrating only and forms no part of the claimed design.

**1 Claim, 5 Drawing Sheets**



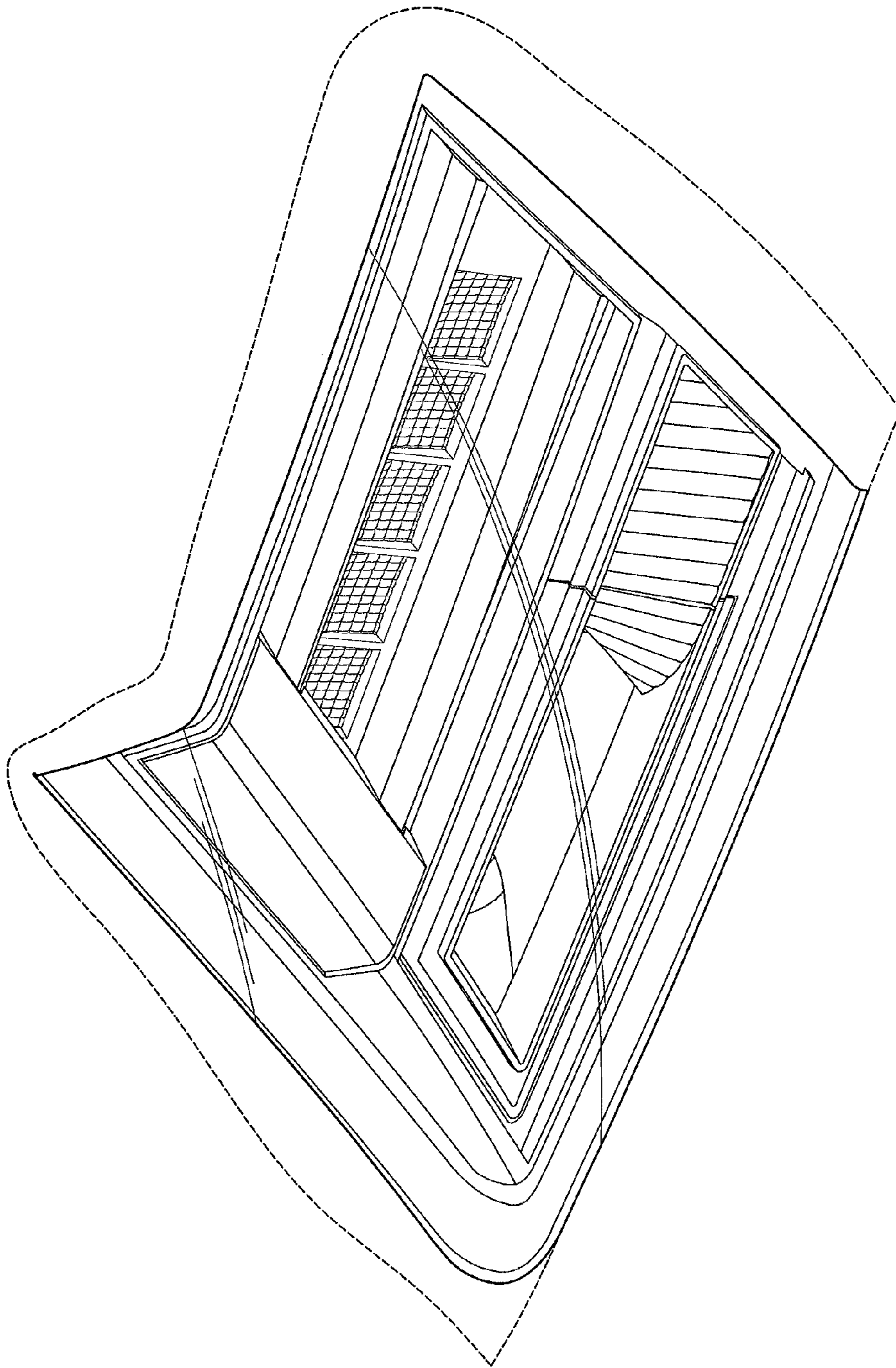


FIG. 1




FIG. 2

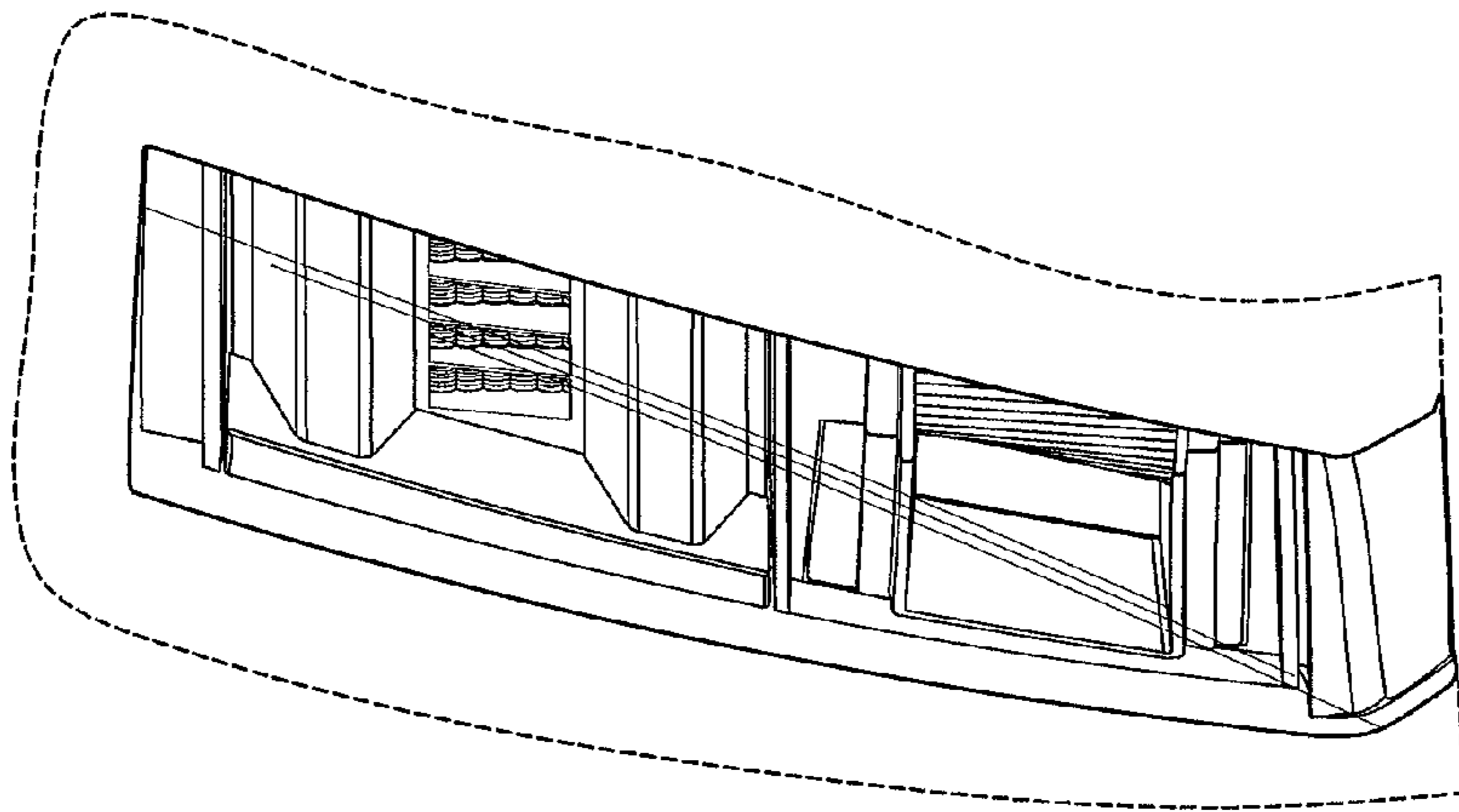


FIG. 3

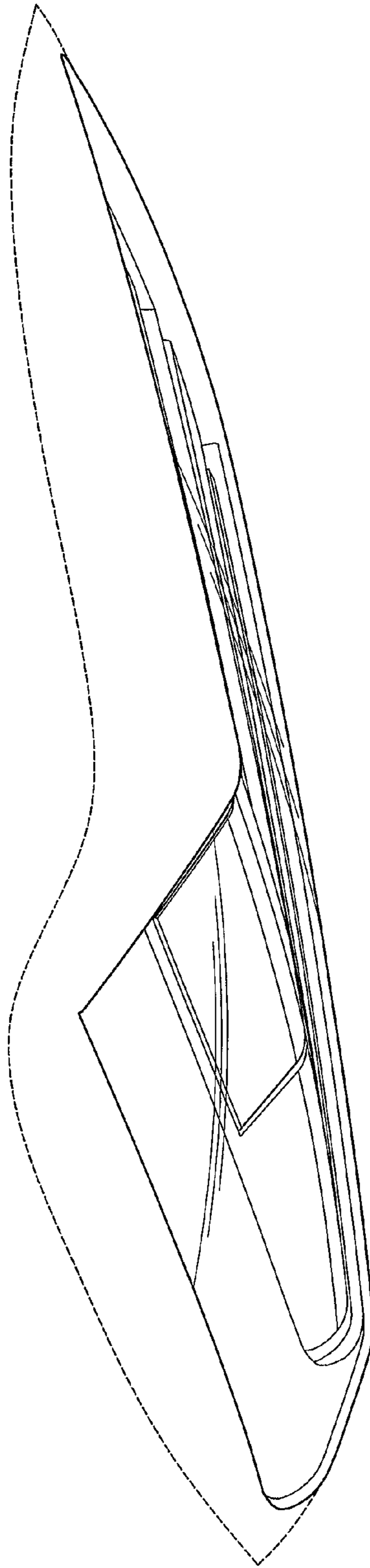


FIG. 4




FIG. 5