



US00D714963S

(12) **United States Design Patent**  
**Plummer et al.**

(10) **Patent No.:** **US D714,963 S**

(45) **Date of Patent:** **\*\* Oct. 7, 2014**

(54) **DOOR LIGHT FRAME**

(71) Applicants: **John B. Plummer**, Houston, TX (US);  
**Joseph Gene Denley**, Cypress, TX (US)

(72) Inventors: **John B. Plummer**, Houston, TX (US);  
**Joseph Gene Denley**, Cypress, TX (US)

(73) Assignee: **Glasscraft Door Company**, Houston,  
TX (US)

(\*\*) Term: **14 Years**

(21) Appl. No.: **29/445,008**

(22) Filed: **Feb. 6, 2013**

(51) **LOC (10) Cl.** ..... **25-02**

(52) **U.S. Cl.**  
USPC ..... **D25/60**

(58) **Field of Classification Search**  
USPC ..... D25/60; 52/204.1, 205, 206, 762,  
52/656.1, 656.2, 656.7, 656, 4, 717.01;  
49/DIG. 2  
See application file for complete search history.

(56) **References Cited**

**U.S. PATENT DOCUMENTS**

D251,804 S \* 5/1979 Balkany et al. .... D25/60  
6,619,005 B1 \* 9/2003 Chen ..... 52/455

D625,838 S 10/2010 Walsh et al.  
D631,172 S \* 1/2011 Pagryzinski et al. .... D25/60  
2004/0083678 A1 \* 5/2004 Tumlin et al. .... 52/717.01

\* cited by examiner

*Primary Examiner* — Doris Clark

(74) *Attorney, Agent, or Firm* — Buskop Law Group, PC;  
Wendy Buskop


(57) **CLAIM**

We claim the ornamental design for a door light frame, as shown and described.


**DESCRIPTION**

FIG. 1 is a front elevation view of a door light frame.  
FIG. 2 is a cross sectional view taken along line 2-2 of FIG. 1.  
FIG. 3 is an enlarged fragmented front perspective view of the top end illustrated in in FIG. 2.  
FIG. 4 is an enlarged fragmented front perspective view of the bottom end illustrated in FIG. 2.  
FIG. 5 is an enlarged fragmented front elevation view of the top end illustrated in FIG. 3.  
FIG. 6 is an enlarged fragmented front perspective view of the bottom end illustrated in FIG. 4.  
FIG. 7 is a bottom plan view of FIG. 5.  
FIG. 8 is a top plan view of FIG. 5.  
FIG. 9 is a left side view of FIG. 5; and,  
FIG. 10 is a right side view of FIG. 5.

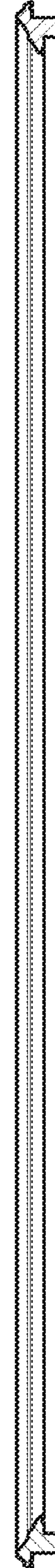
**1 Claim, 3 Drawing Sheets**



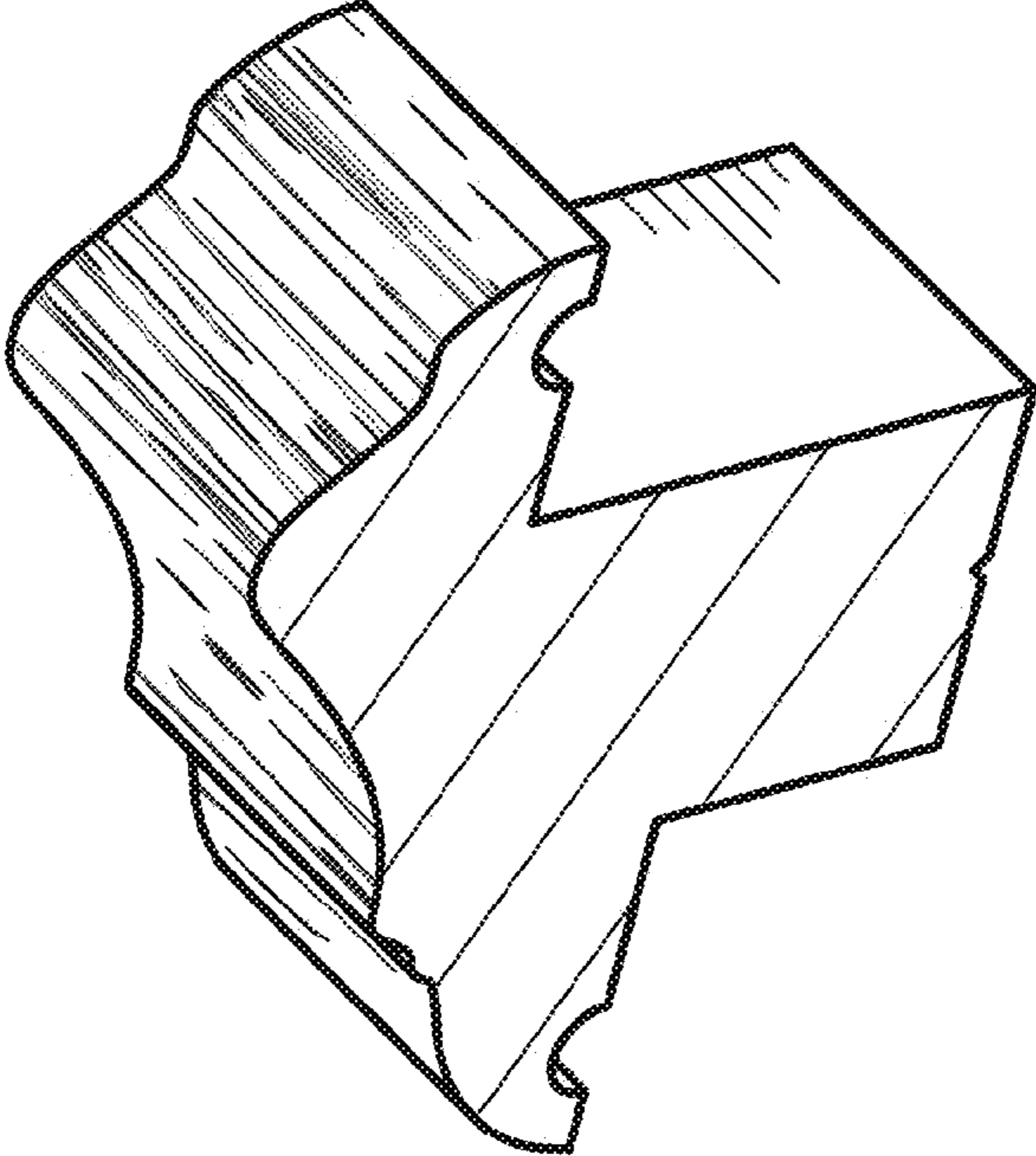
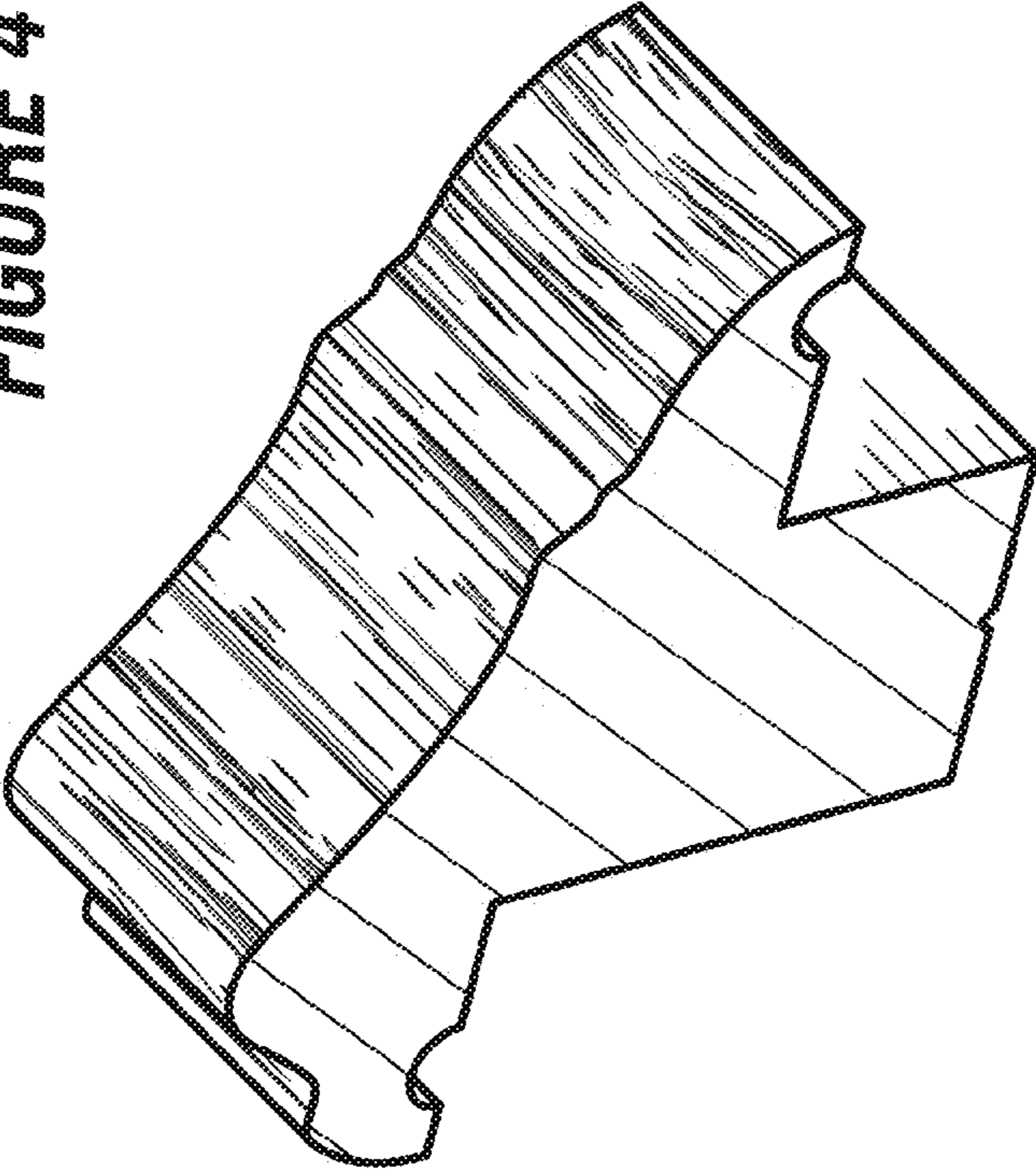
**FIGURE 1**



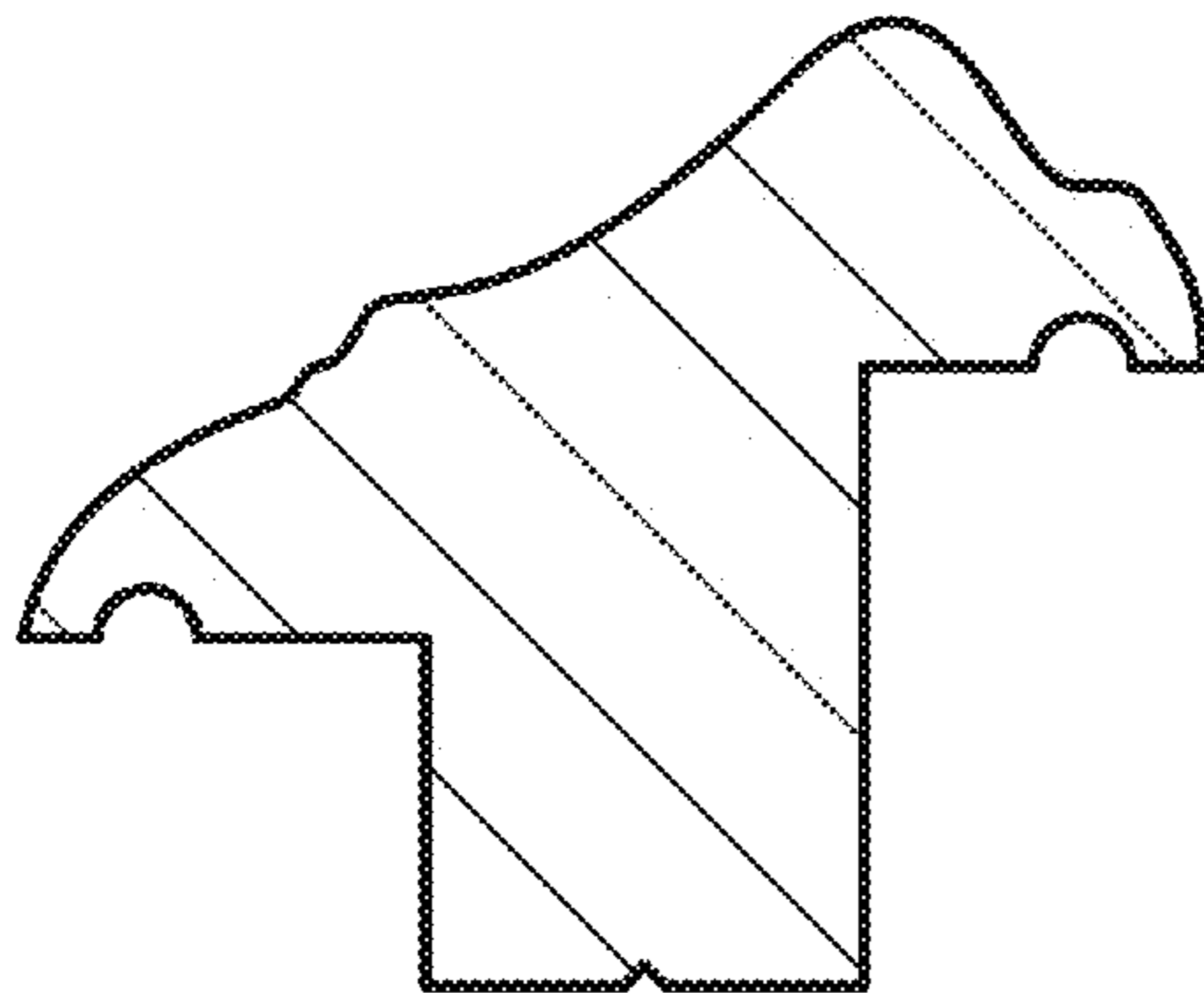
**FIGURE 2**



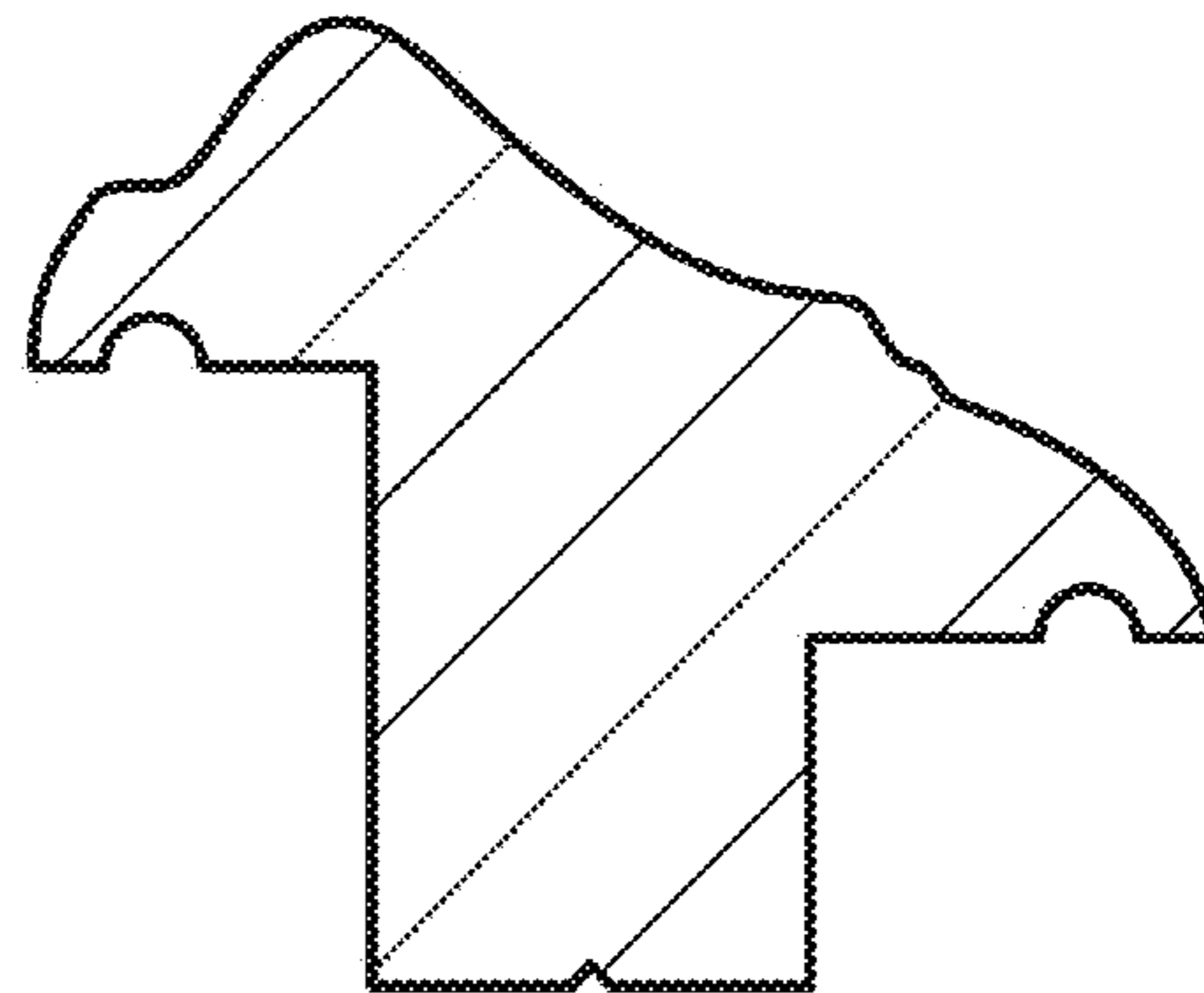
**FIGURE 4**



**FIGURE 3**




**FIGURE 5**




**FIGURE 6**


**FIGURE 7**



**FIGURE 8**



**FIGURE 9**



**FIGURE 10**

