



US00D714959S

(12) **United States Design Patent**
Muraca

(10) **Patent No.:** **US D714,959 S**
(45) **Date of Patent:** **** Oct. 7, 2014**

(54) **BEAM DUMP ASSEMBLY**

(71) Applicant: **Nuclea Biotechnologies, Inc.**, Pittsfield, MA (US)
(72) Inventor: **Patrick J. Muraca**, Pittsfield, MA (US)
(73) Assignee: **Nuclea Biotechnologies, Inc.**, Pittsfield, MA (US)

(**) Term: **14 Years**

(21) Appl. No.: **29/436,506**

(22) Filed: **Nov. 6, 2012**

(51) **LOC (10) Cl.** **24-03**

(52) **U.S. Cl.**
USPC **D24/232; D16/137**

(58) **Field of Classification Search**
USPC D24/231–233; D16/130–131, 136;
359/613–615; 250/396 R, 311;
273/402; 219/121.6, 121.61; D21/302
See application file for complete search history.

(56) **References Cited**

U.S. PATENT DOCUMENTS

5,631,767	A *	5/1997	Dodge et al.	359/328
6,792,017	B2 *	9/2004	Halpin	372/35
7,374,298	B2 *	5/2008	Gregoire	359/614
8,047,663	B2 *	11/2011	Pang et al.	359/614
8,324,590	B2 *	12/2012	Renftle et al.	250/396 R
2011/0075263	A1 *	3/2011	Liberman et al.	359/614

OTHER PUBLICATIONS

Beam dumps. OptoSigma, 2014 [retrieved on May 8, 2014]. Retrieved from the Internet: <URL: <http://www.optosigma.com/products/opto-mechanics/optic-holders/beam-dumps>>.*
Laser Beam dump products. Ophir-Spiricon, 2010 [retrieved on May 8, 2014]. Retrieved from the Internet: <URL: http://www.electrooptics.com/products/product_details.php?product_id=1697>.*

* cited by examiner

Primary Examiner — Wan Laymon

(74) *Attorney, Agent, or Firm* — DT Ward PC; Donna T. Ward; Lingyun Jia

(57) **CLAIM**

The ornamental design for a beam dump assembly, as shown and described.

DESCRIPTION

FIG. 1 is a front view of the beam dump assembly.
FIG. 2 is a back view of the beam dump assembly.
FIG. 3 is a left side view of the beam dump assembly.
FIG. 4 is a right side view of the beam dump assembly.
FIG. 5 is a top view of the beam dump assembly.
FIG. 6 is a bottom view of the beam dump assembly; and
FIG. 7 is a cross-section view of the beam dump assembly taken along line 7-7 of FIG. 3.

1 Claim, 4 Drawing Sheets




FIG. 1

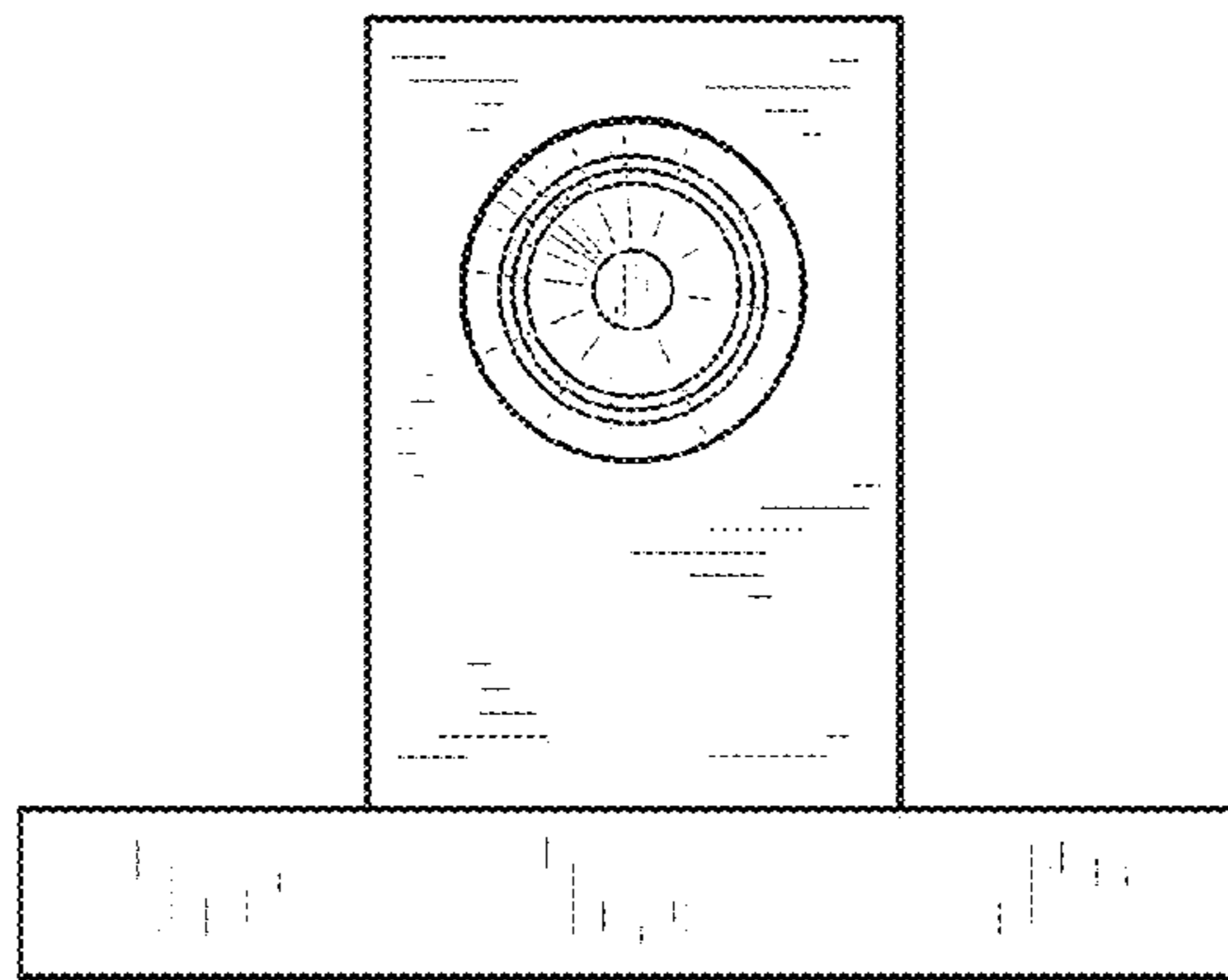


FIG. 2

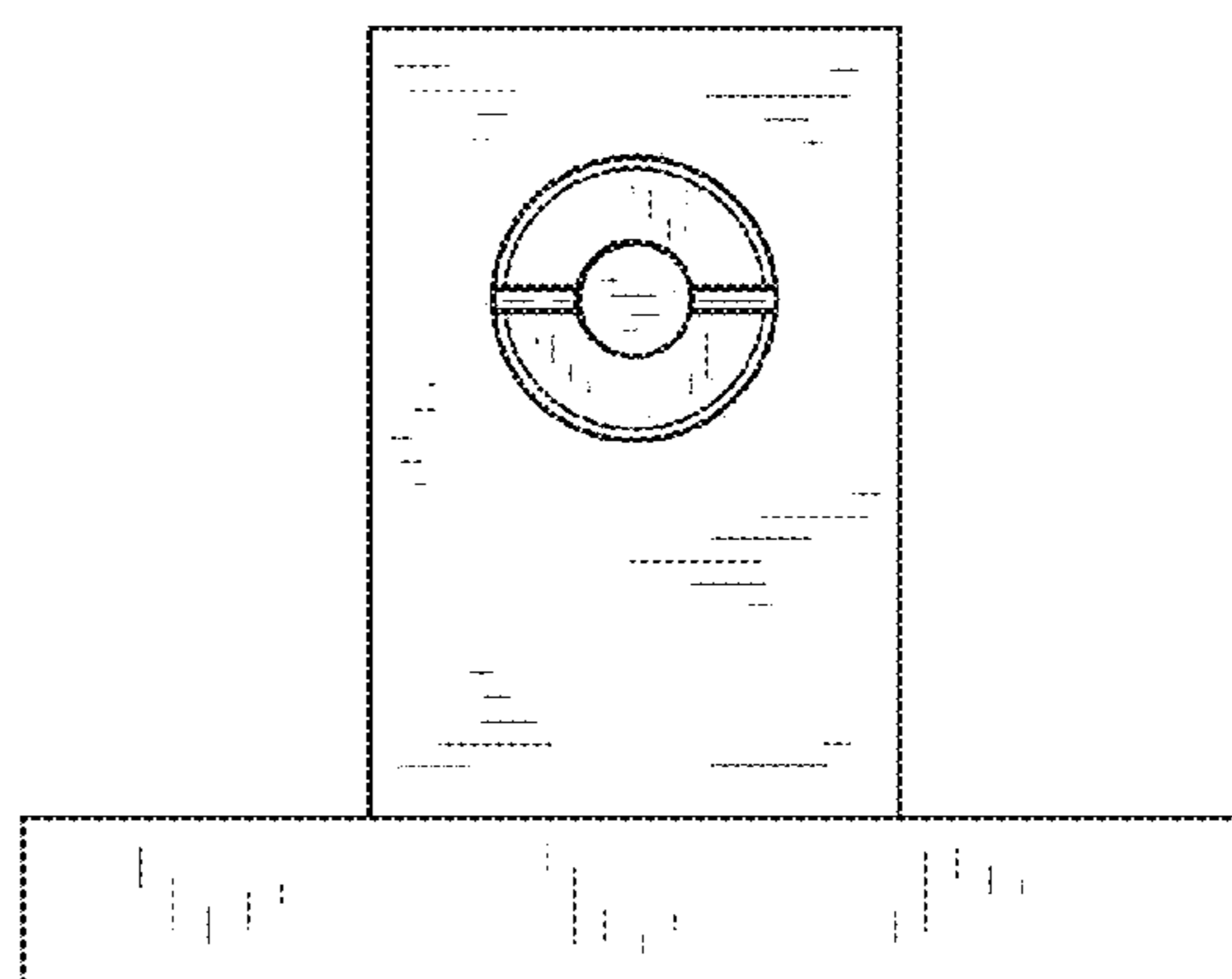


FIG. 3




FIG. 4




FIG. 5

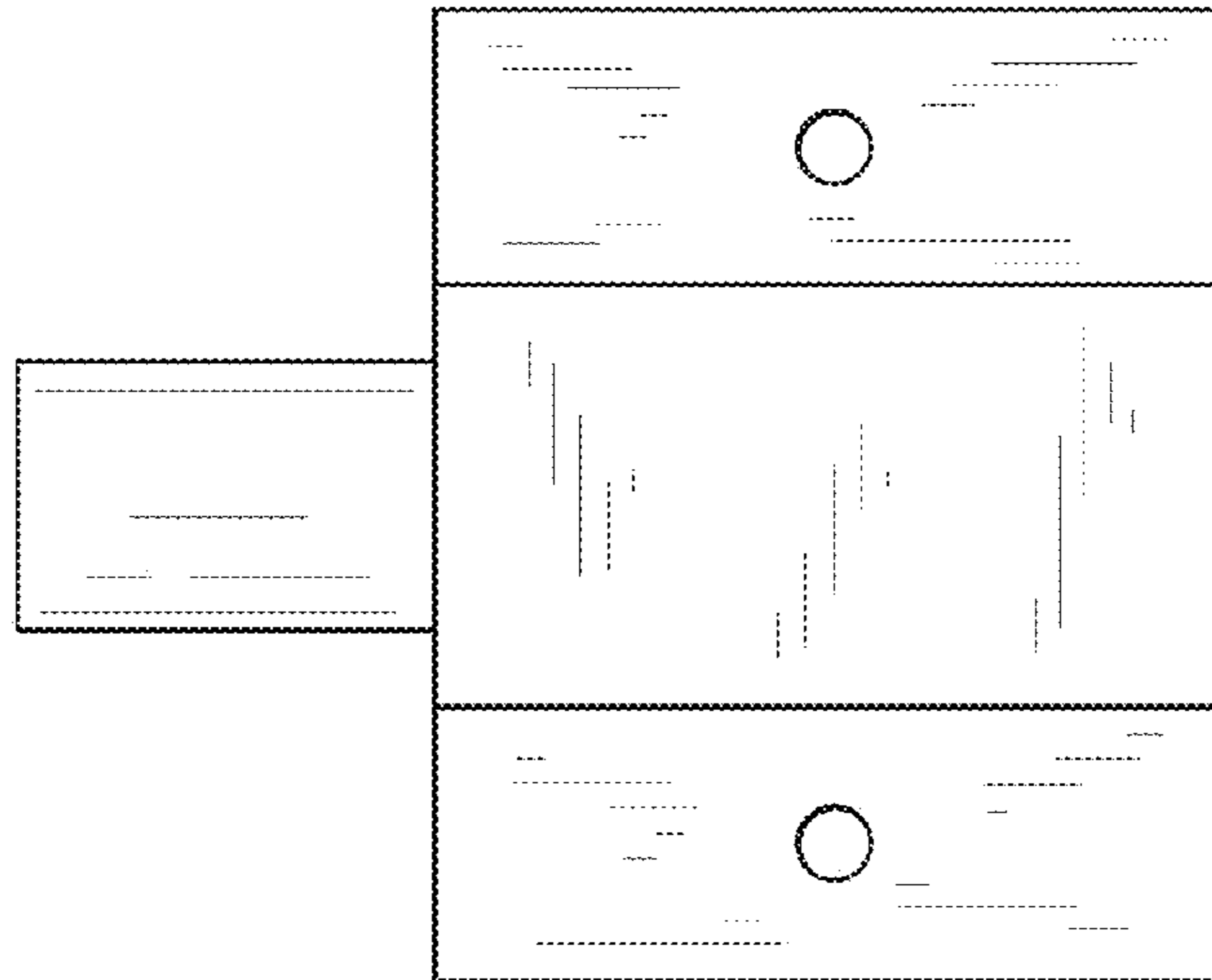


FIG. 6

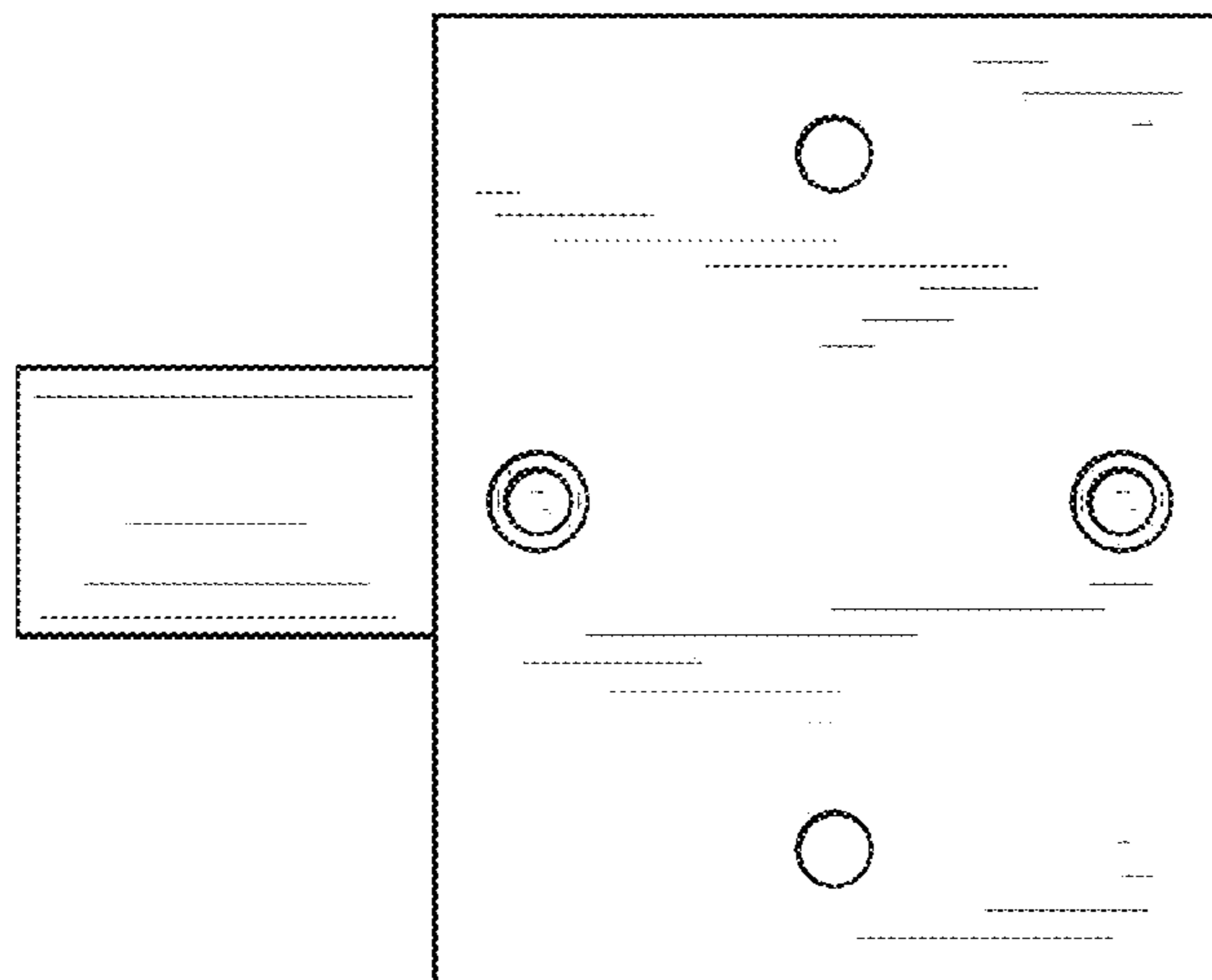


FIG. 7

