

US00D714913S

(12) **United States Design Patent**
Smith et al.

(10) **Patent No.:** **US D714,913 S**
(45) **Date of Patent:** **** Oct. 7, 2014**

- (54) **HANDLE**
- (71) Applicant: **Kohler Co.**, Kohler, WI (US)
- (72) Inventors: **Michael S. Smith**, Santa Monica, CA (US); **William C. McKeone**, Sheboygan, WI (US)
- (73) Assignee: **Kohler Co.**, Kohler, WI (US)
- (**) Term: **14 Years**
- (21) Appl. No.: **29/490,039**
- (22) Filed: **May 6, 2014**

- D468,810 S 1/2003 Smith
- D472,615 S 4/2003 Smith
- D478,374 S 8/2003 Smith
- D488,539 S 4/2004 McKeone
- D534,251 S 12/2006 Barry
- D540,142 S 4/2007 Rexach
- D540,910 S 4/2007 Blomstrom
- D679,978 S * 4/2013 Ramsland et al. D8/307

OTHER PUBLICATIONS

U.S. Appl. No. 29/452,525, filed Apr. 17, 2013, McKeone.

* cited by examiner

Primary Examiner — Robert Delehanty

(74) *Attorney, Agent, or Firm* — Foley & Lardner LLP

Related U.S. Application Data

- (62) Division of application No. 29/469,475, filed on Oct. 10, 2013.
- (51) **LOC (10) Cl.** **23-01**
- (52) **U.S. Cl.**
USPC **D23/250**
- (58) **Field of Classification Search**
USPC D23/238–243, 250–251, 254–255, 257;
4/675–678; 137/801; D8/300, 305,
D8/307, 310
See application file for complete search history.

(57) **CLAIM**

We claim the ornamental design for a handle, as shown and described.

DESCRIPTION

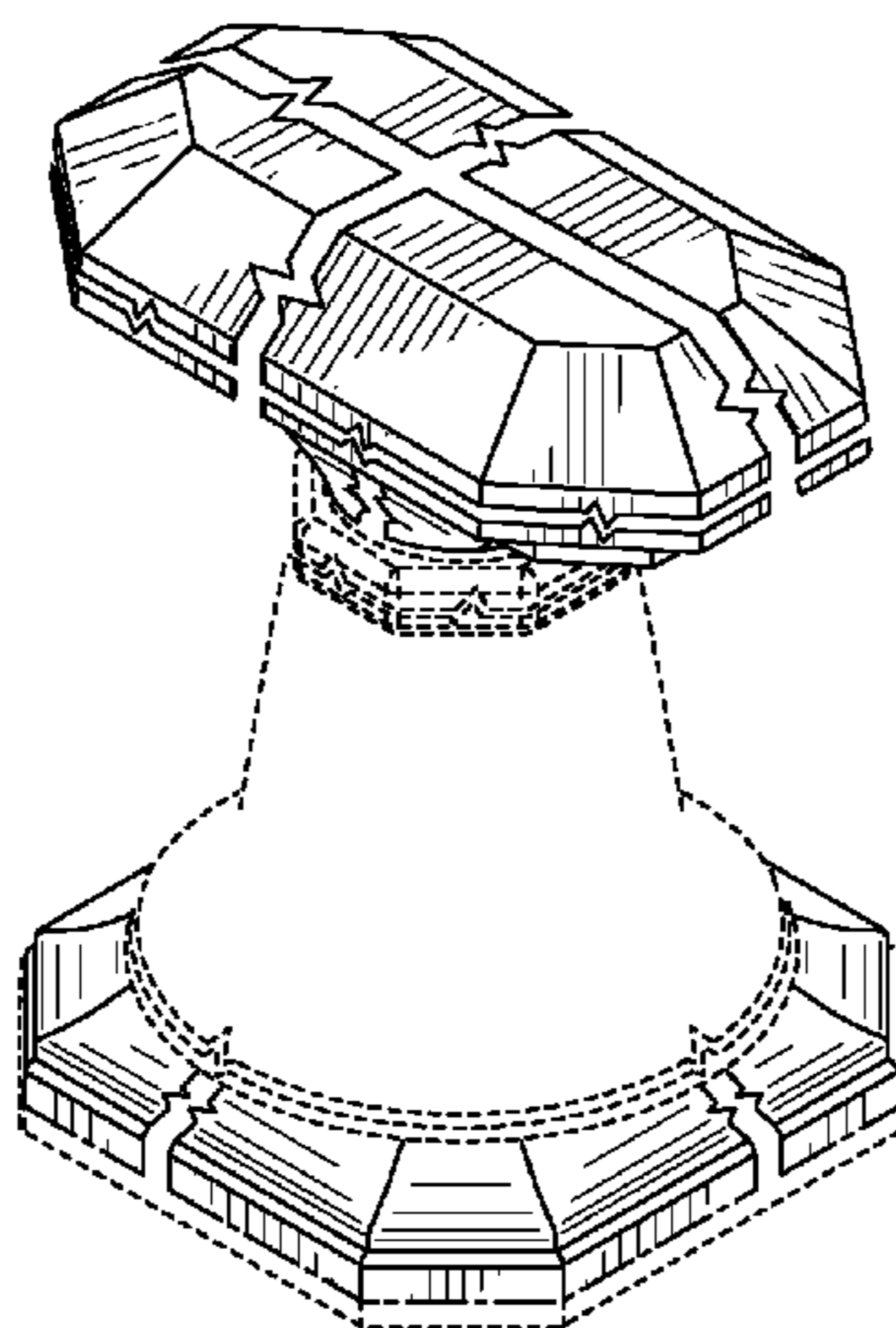
FIG. 1 is a top, front, right perspective view of an embodiment of the claimed design;
 FIG. 2 is a front elevation view thereof, the rear elevation view being a mirror image of the front elevation view;
 FIG. 3 is a top plan view thereof;
 FIG. 4 is a bottom plan view thereof; and,
 FIG. 5 is a right elevation view thereof, the left elevation view being a mirror image of the right elevation view.
 The ornamental design which is claimed is shown in solid lines in the drawings. The broken lines in the drawings are for illustrative purposes only and form no part of the claimed design. Broken lines formed by equal length dashes show unclaimed portions of the design. Broken lines formed of unequal length dashes (i.e., dash-dot) show boundaries between claimed and unclaimed portions of the design. Lines having a jagged element are not part of the claimed design and show that no particular length of the portion is claimed.

(56) **References Cited**

U.S. PATENT DOCUMENTS

- D203,148 S * 12/1965 Kaiser D23/250
- D274,690 S * 7/1984 Cesaroni D8/310
- D279,403 S 6/1985 Doman
- D322,659 S 12/1991 Reid et al.
- D338,388 S 8/1993 Bengtson
- D350,184 S 8/1994 Kohler, Jr.
- D353,653 S 12/1994 McKeone
- D354,548 S 1/1995 Bollenbacher et al.
- D394,701 S 5/1998 Kohler et al.
- D427,289 S 6/2000 Hundley
- D462,418 S 9/2002 Smith

1 Claim, 4 Drawing Sheets



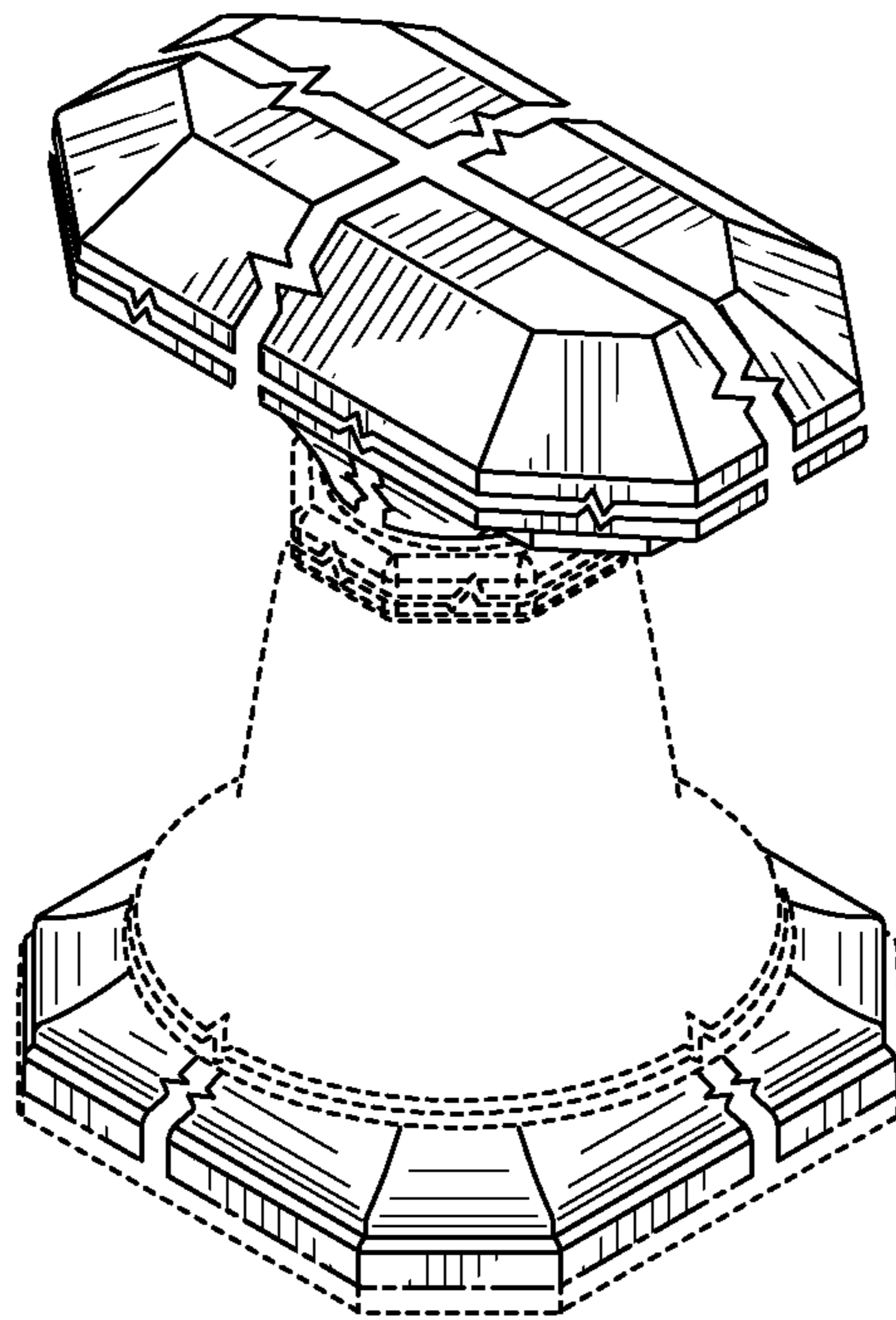


FIG. 1

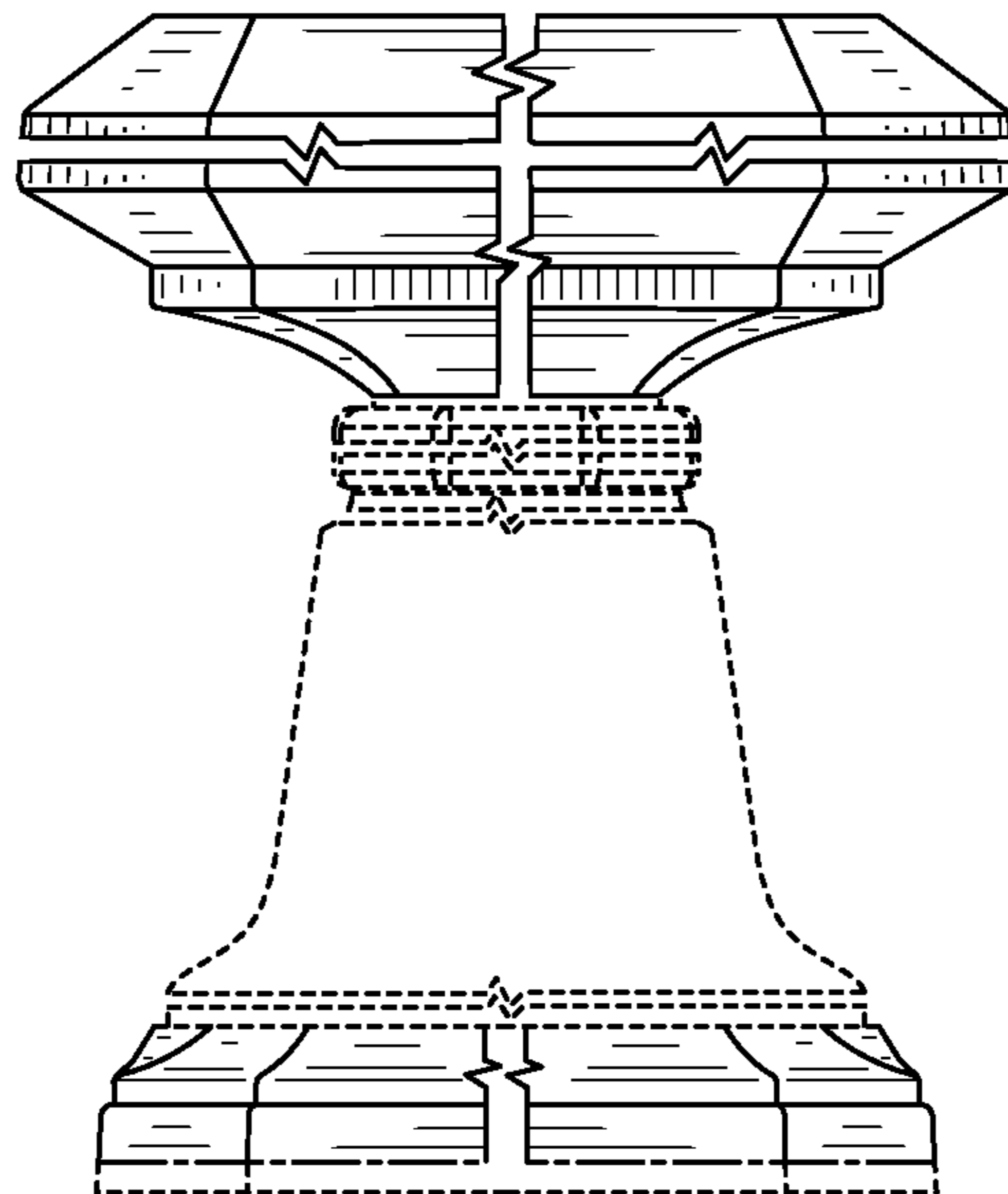


FIG. 2

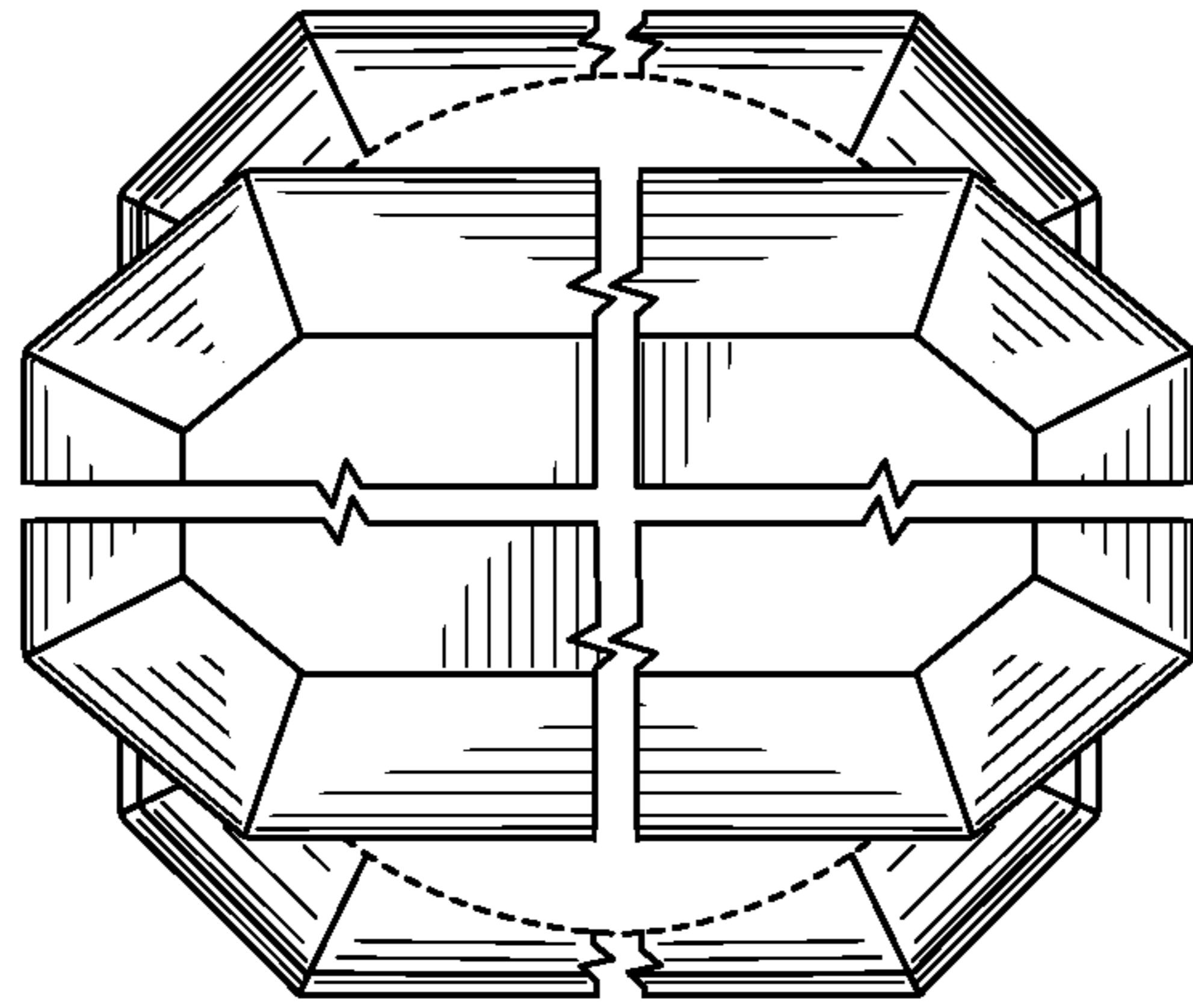


FIG. 3

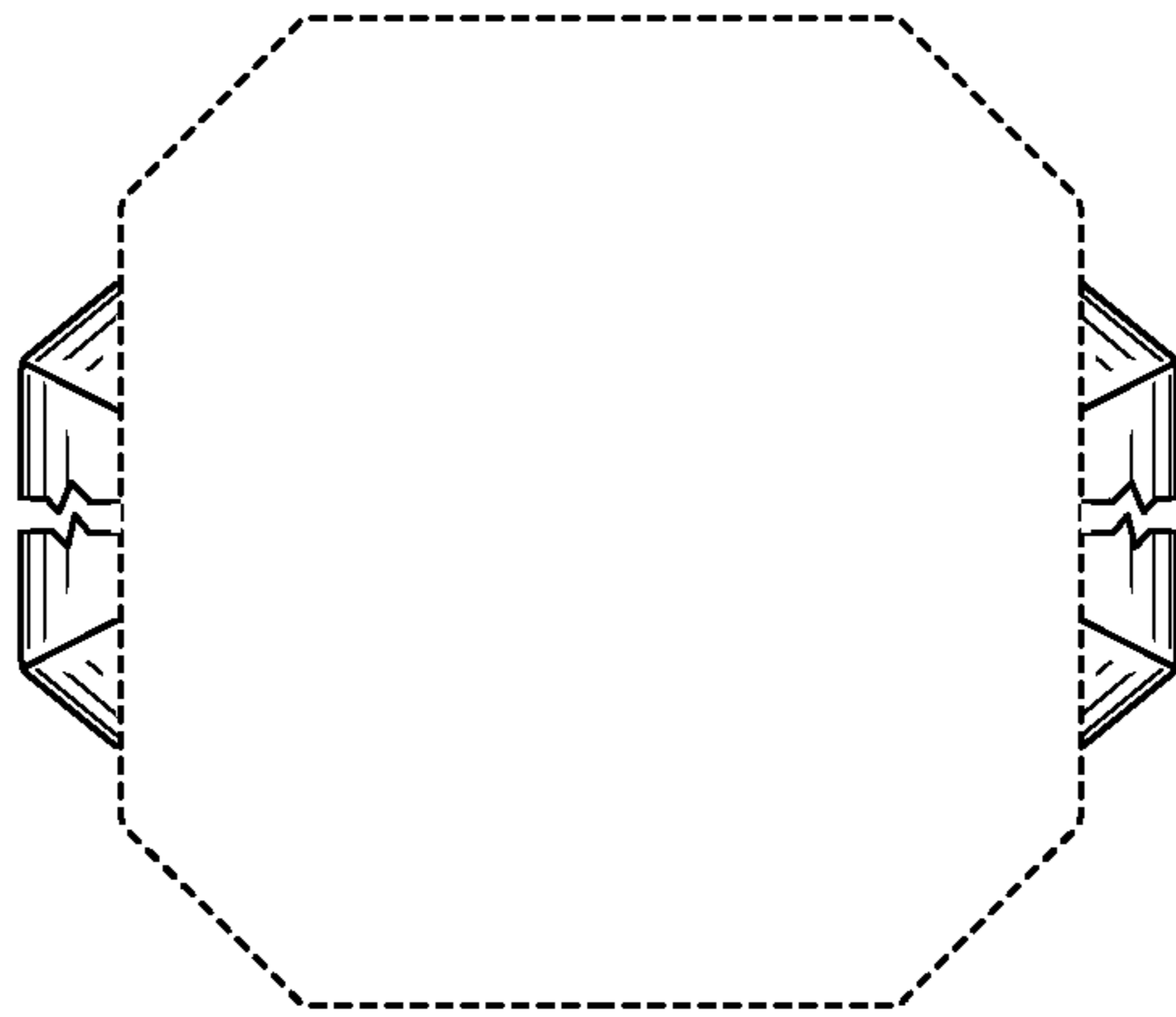


FIG. 4

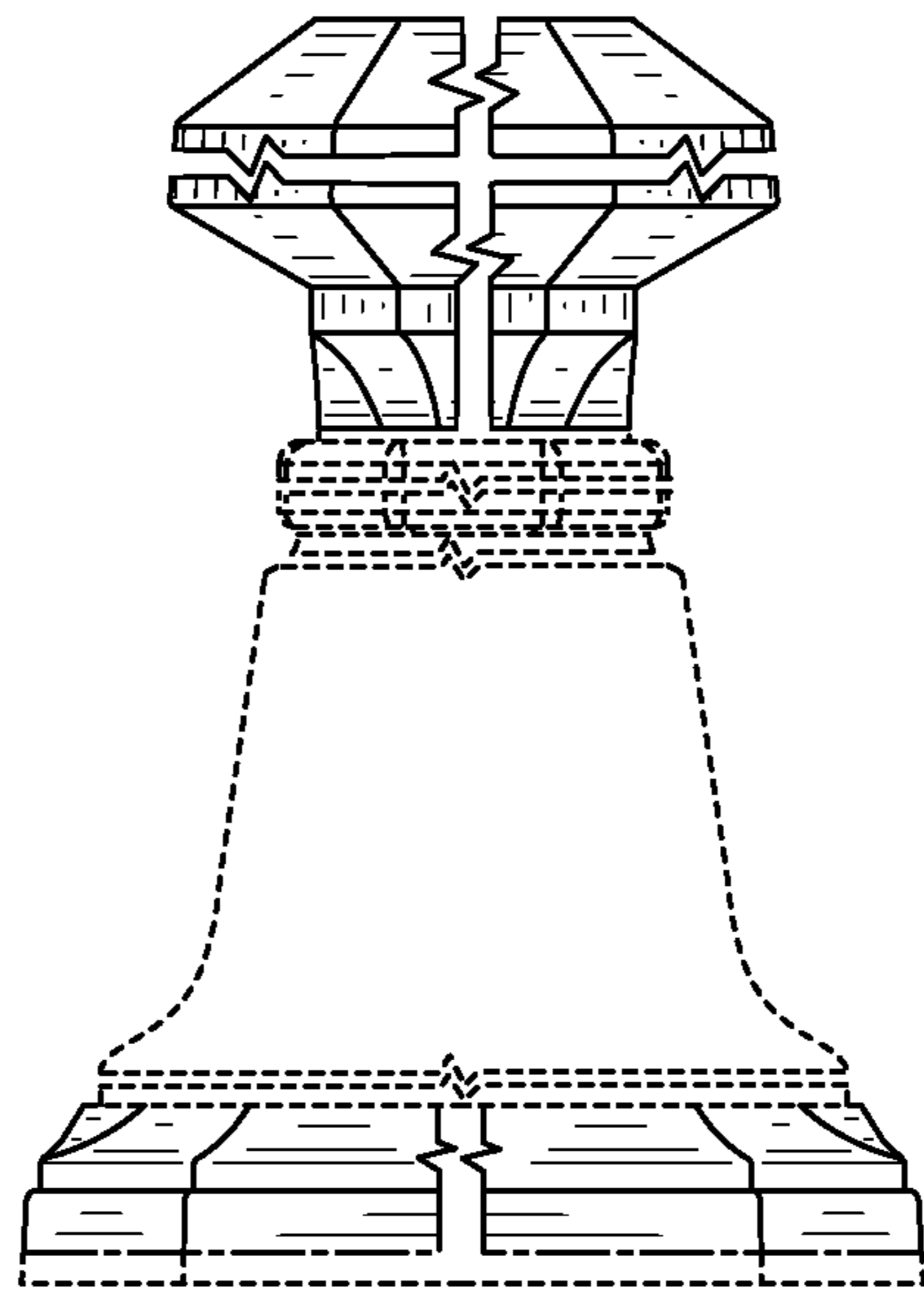


FIG. 5