



US00D714870S

(12) **United States Design Patent**
Briggl

(10) **Patent No.:** **US D714,870 S**

(45) **Date of Patent:** **** Oct. 7, 2014**

- (54) **PEN**
- (71) Applicant: **Klio-Eterna Schreibgerate GmbH & Co. KG**, Wolfach (DE)
- (72) Inventor: **Hariolf Briggl**, Schwabisch Hall (DE)
- (73) Assignee: **Klio-Eterna Schreibgerate GmbH & Co. KG**, Wolfach (DE)
- (**) Term: **14 Years**
- (21) Appl. No.: **29/459,771**
- (22) Filed: **Jul. 3, 2013**
- (30) **Foreign Application Priority Data**

Jan. 8, 2013 (WO) 712467301

- (51) **LOC (10) Cl.** **19-06**
- (52) **U.S. Cl.**
USPC **D19/170; D19/933**
- (58) **Field of Classification Search**
USPC D14/411; D19/115-186, 190-204, 933;
24/11 F, 11 P, 11 R; 401/52, 99, 192,
401/195, 196
See application file for complete search history.

(56) **References Cited**

U.S. PATENT DOCUMENTS

D317,625 S *	6/1991	Itoh	D19/57
D345,577 S *	3/1994	Hohner	D19/48
D485,300 S *	1/2004	Schung	D19/51
D486,858 S *	2/2004	Schung	D19/51
D488,509 S *	4/2004	Pellissa Beneyto	D19/51
D497,642 S *	10/2004	Lovell	D19/51
D499,141 S *	11/2004	Chevalier	D19/48
D499,448 S *	12/2004	Rommel	D19/50

D526,021 S *	8/2006	Lecce	D19/51
D536,034 S *	1/2007	Penno	D19/51
D546,883 S *	7/2007	Briggl	D19/51
D562,387 S *	2/2008	Qiu et al.	D19/44
D576,677 S *	9/2008	Jeon	D19/50
D590,883 S *	4/2009	Dong	D19/55
D591,348 S *	4/2009	Yu et al.	D19/49
D595,355 S *	6/2009	Li	D19/51
D598,955 S *	8/2009	Briggl	D19/50
D621,876 S *	8/2010	Gerules	D19/50
D626,997 S *	11/2010	Gerules	D19/50
D628,240 S *	11/2010	Rolion et al.	D19/47
D642,620 S *	8/2011	Allemeier	D19/50
D663,772 S *	7/2012	Losel	D19/50
D667,879 S *	9/2012	Li	D19/46
D672,393 S *	12/2012	Mao	D19/50
D672,810 S *	12/2012	Mao	D19/46
D688,305 S *	8/2013	Mao	D19/51
D690,359 S *	9/2013	Mao	D19/170
D694,327 S *	11/2013	Briggl	D19/183

* cited by examiner

Primary Examiner — Elizabeth Albert

(74) *Attorney, Agent, or Firm* — Volpe and Koenig, P.C.

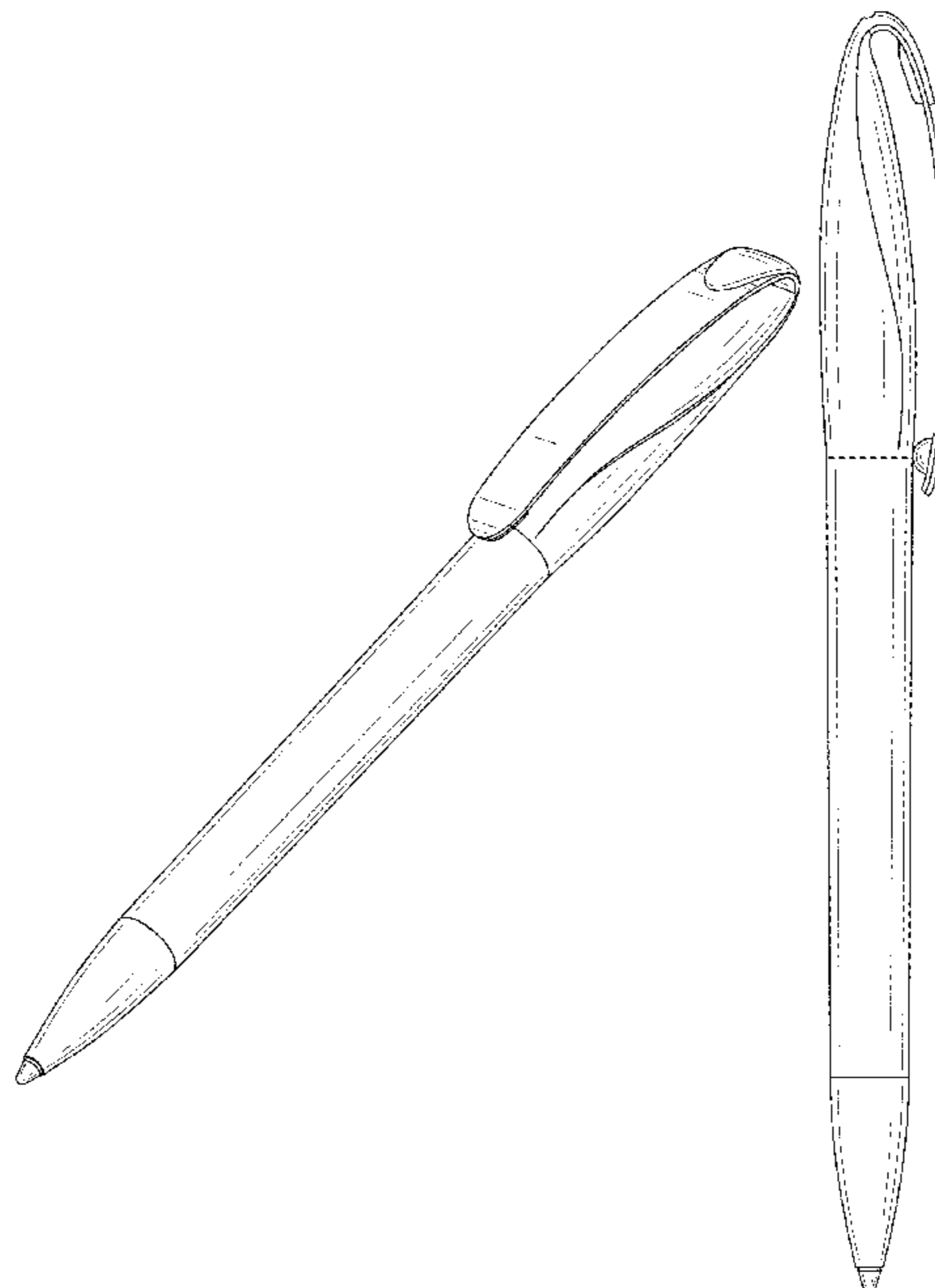
(57) **CLAIM**

The ornamental design for a pen, as shown and described.

DESCRIPTION

FIG. 1 is a bottom front right perspective view of a first embodiment of a pen in accordance with my design;
 FIG. 2 is a front elevational view thereof;
 FIG. 3 is a rear elevational view thereof;
 FIG. 4 is a right side elevational view thereof;
 FIG. 5 is a left side elevational view thereof;
 FIG. 6 is a top plan view thereof;
 FIG. 7 is a bottom view thereof; and,
 FIG. 8 is a top, left, rear perspective view thereof.

1 Claim, 5 Drawing Sheets



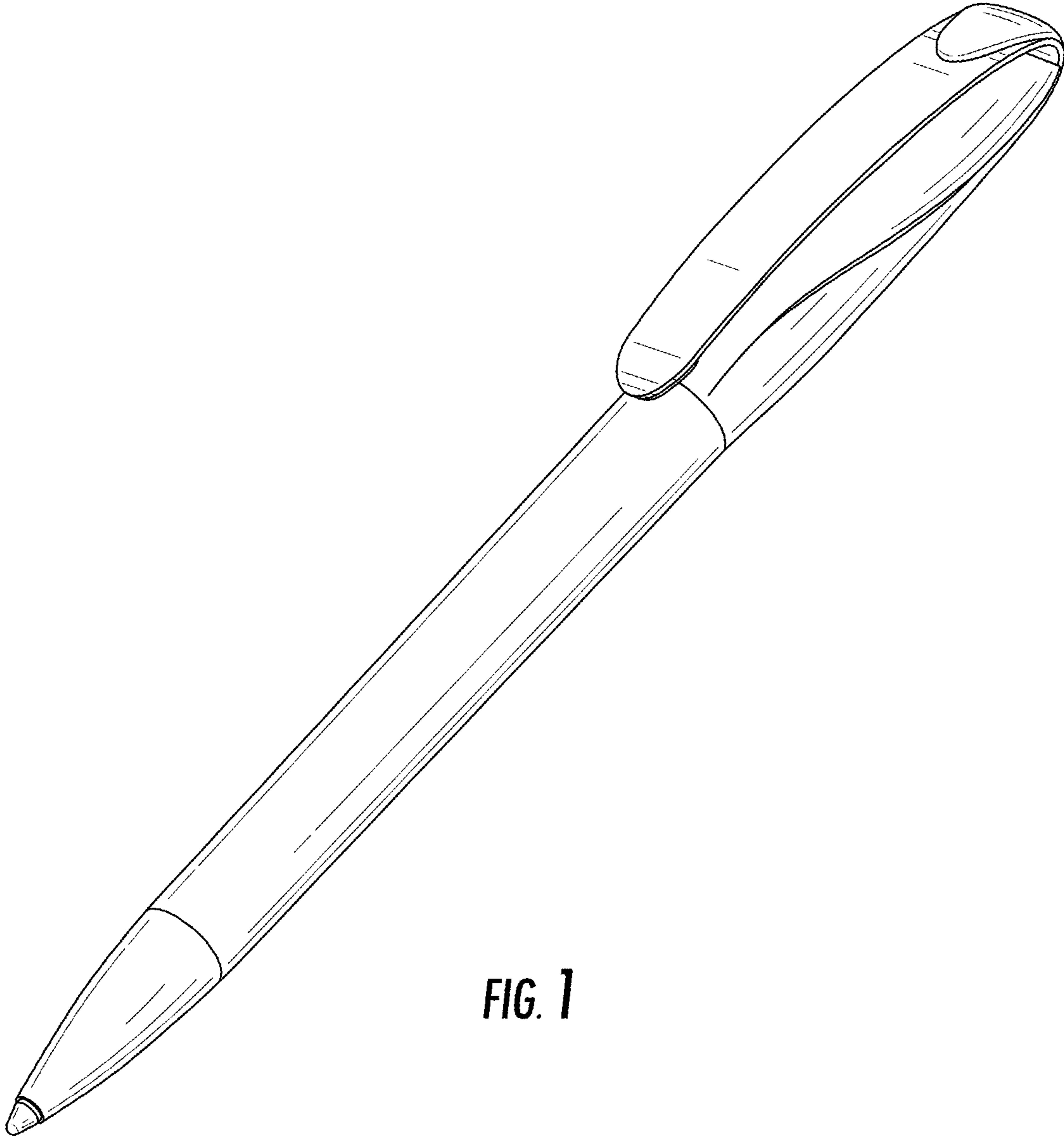


FIG. 1

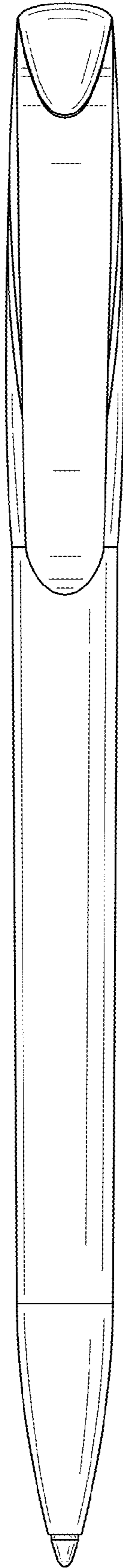


FIG. 2




FIG. 3

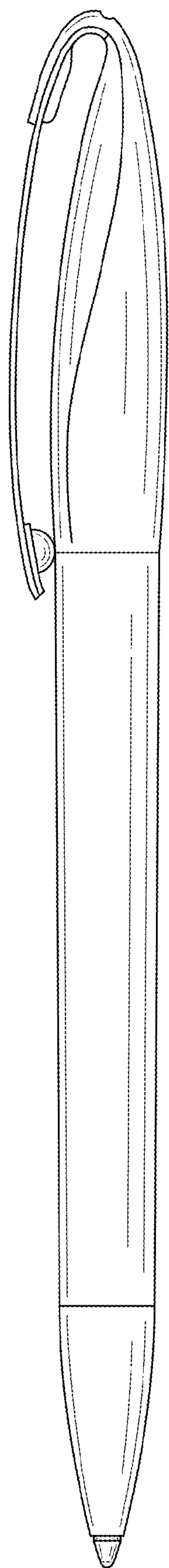


FIG. 4

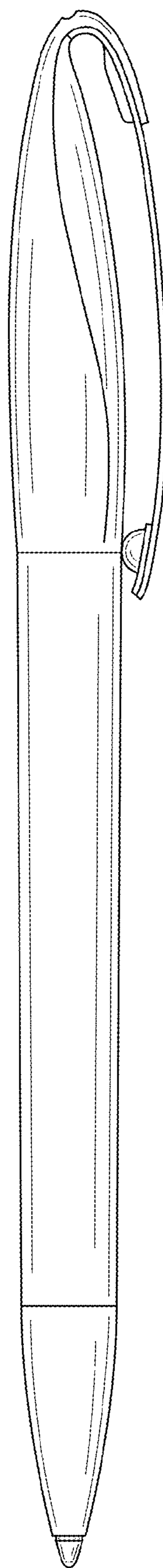


FIG. 5

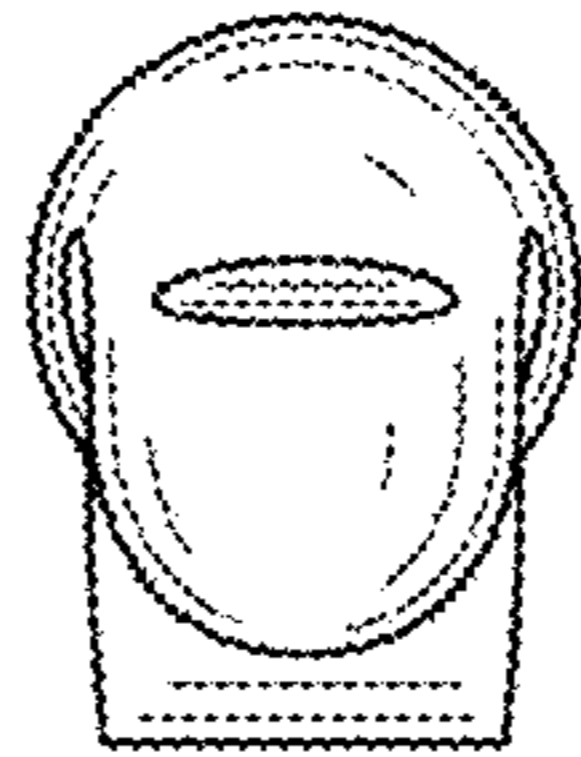


FIG. 6

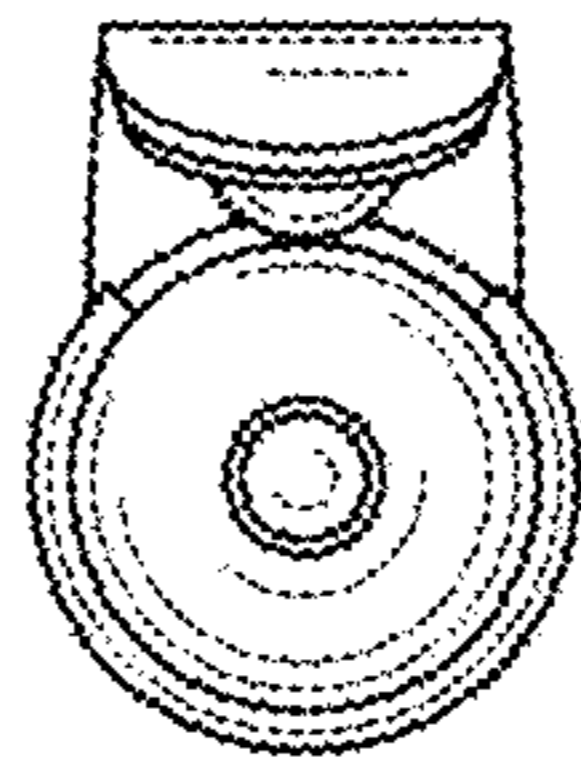


FIG. 7

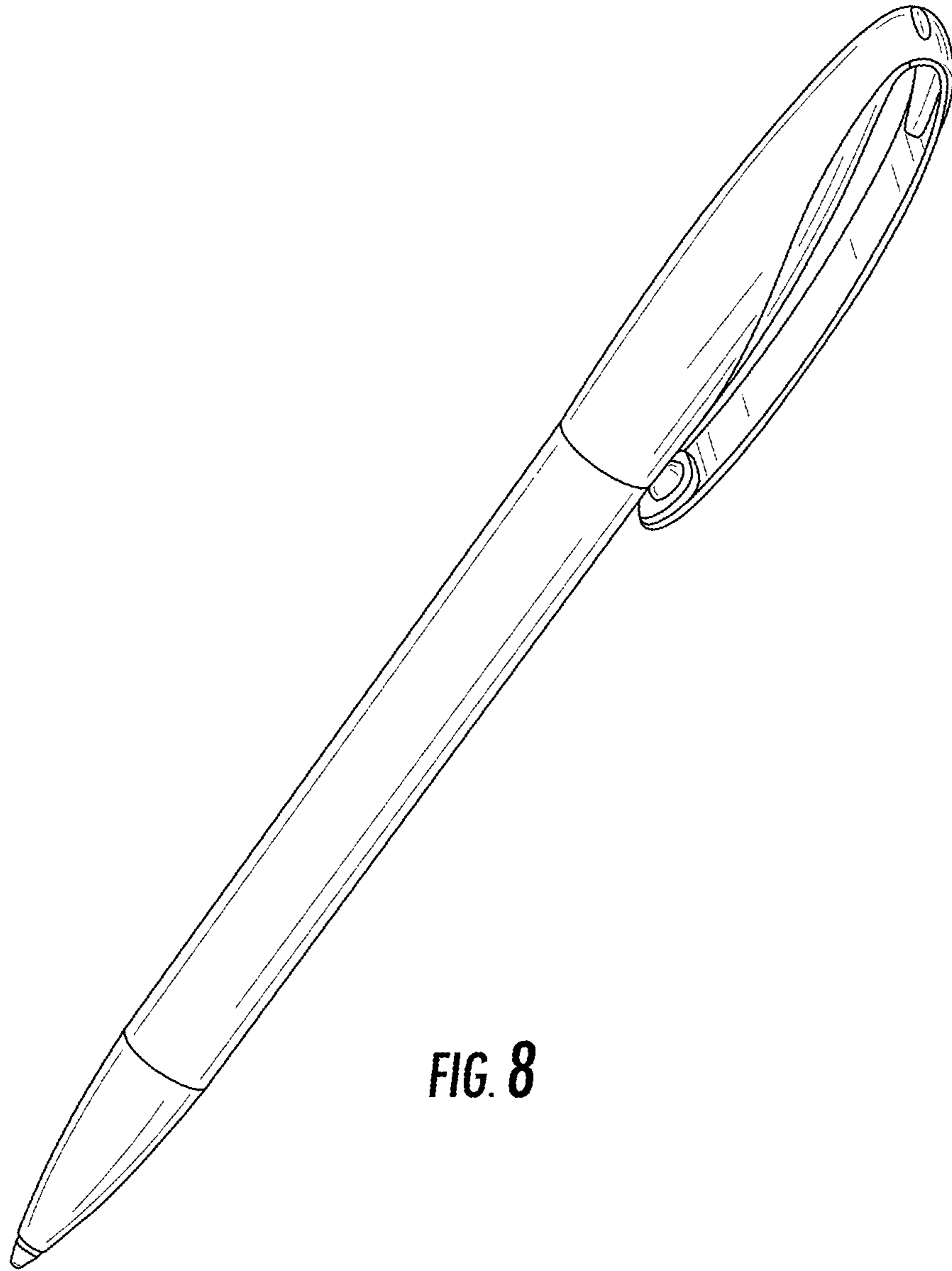


FIG. 8