



US00D714858S

(12) **United States Design Patent**
Thixton

(10) **Patent No.:** **US D714,858 S**
(45) **Date of Patent:** **** Oct. 7, 2014**

- (54) **EYEGLASS**
- (71) Applicant: **Oakley, Inc.**, Foothill Ranch, CA (US)
- (72) Inventor: **Lek Haagen Thixton**, Eastsound, WA (US)
- (73) Assignee: **Oakley, Inc.**, Foothill Ranch, CA (US)
- (**) Term: **14 Years**
- (21) Appl. No.: **29/477,323**
- (22) Filed: **Dec. 20, 2013**
- (51) **LOC (10) Cl.** **16-06**
- (52) **U.S. Cl.**
USPC **D16/326; D16/335**
- (58) **Field of Classification Search**
USPC D16/101, 300–342, 900; D29/109–110;
351/41, 44, 51–52, 62, 158, 92,
351/103–123, 140–153, 63, 59, 45–46;
2/426–432, 447–449, 441, 434–437,
2/13, 15; D21/483, 659–661; D14/372
See application file for complete search history.

D605,758 S	12/2009	Schwartz et al.
D607,040 S	12/2009	Rohrbach
D623,683 S	9/2010	Rohrbach
D648,771 S	11/2011	Rohrbach
D649,579 S	11/2011	Thixton
D650,825 S	12/2011	Yee et al.
D652,442 S	1/2012	Yee et al.
D653,699 S	2/2012	Shin
D654,947 S	2/2012	Shin et al.
D659,182 S	5/2012	Shin et al.
D662,124 S	6/2012	Shin
D662,967 S	7/2012	Shin
D675,665 S *	2/2013	Faber et al. D16/326

OTHER PUBLICATIONS

Design U.S. Appl. No. 29/427,769, filed Jul. 23, 2012.

* cited by examiner

Primary Examiner — Raphael Barkai

(74) *Attorney, Agent, or Firm* — Knobbe Martens Olson & Bear, LLP

(57) **CLAIM**

The ornamental design for an eyeglass, as shown and described.

(56) **References Cited**


U.S. PATENT DOCUMENTS

D352,300 S *	11/1994	Gales	D16/309
D427,622 S *	7/2000	Conway	D16/326
D478,114 S	8/2003	Yee		
D561,813 S	2/2008	Baden et al.		
D565,088 S	3/2008	Baden et al.		
D572,747 S	7/2008	Baden et al.		
D575,323 S	8/2008	Jannard et al.		
D577,759 S	9/2008	Yee		
D581,450 S *	11/2008	Moritz	D16/326
D599,838 S	9/2009	Rohrbach		
D599,839 S	9/2009	Rohrbach		
D604,757 S	11/2009	Yee		
D604,759 S	11/2009	Rohrbach		

DESCRIPTION

FIG. 1 is a front perspective view of an eyeglass showing my new design;
 FIG. 2 is a front elevational view thereof;
 FIG. 3 is a rear elevational view thereof;
 FIG. 4 is a left side elevational view thereof, the right side elevational view being a mirror image thereof;
 FIG. 5 is a top plan view thereof; and,
 FIG. 6 is a bottom plan view thereof.
 The broken lines in the Figures show portions of the eyeglass which form no part of the claimed design.

1 Claim, 5 Drawing Sheets



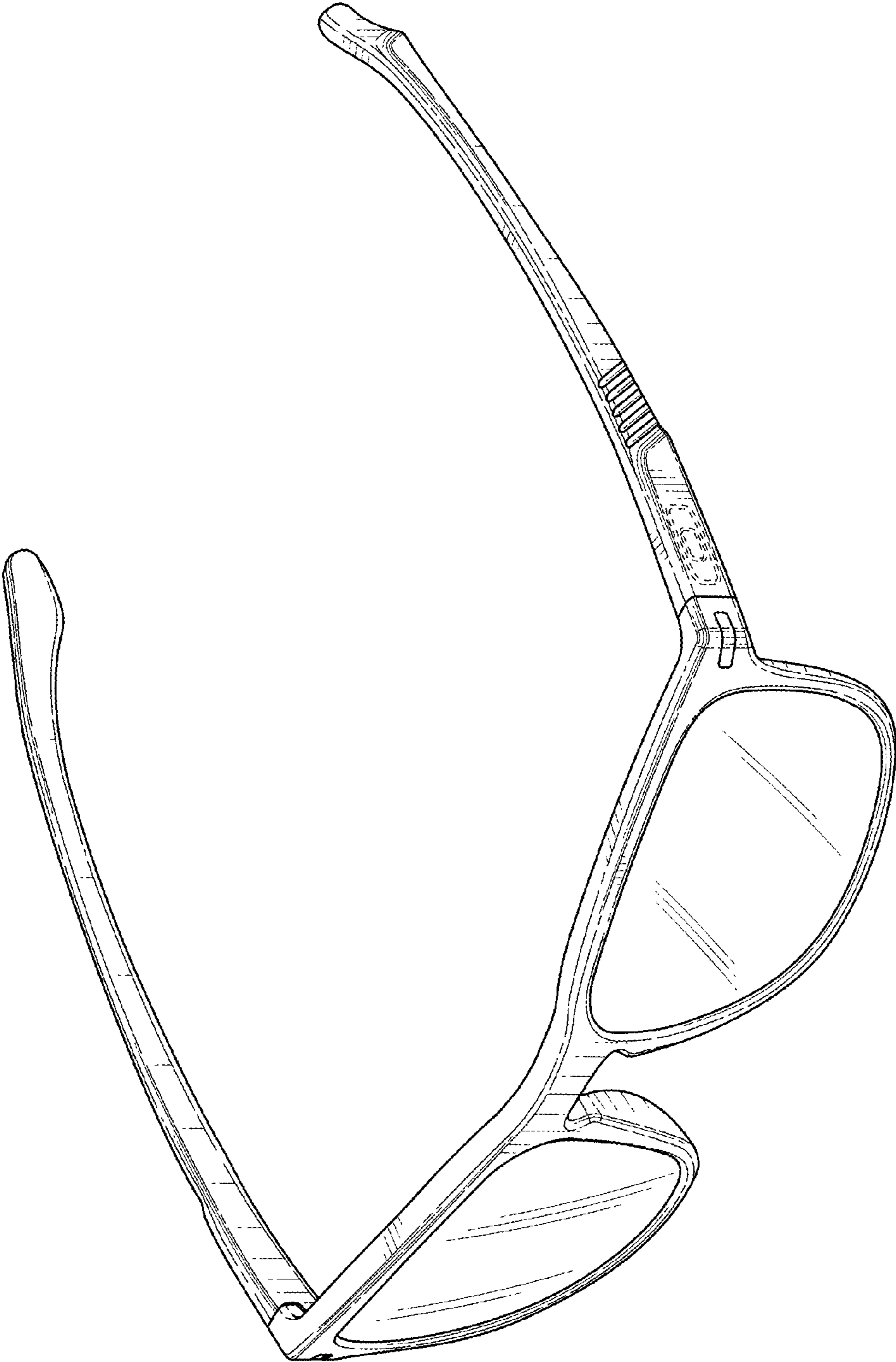


FIG. 1

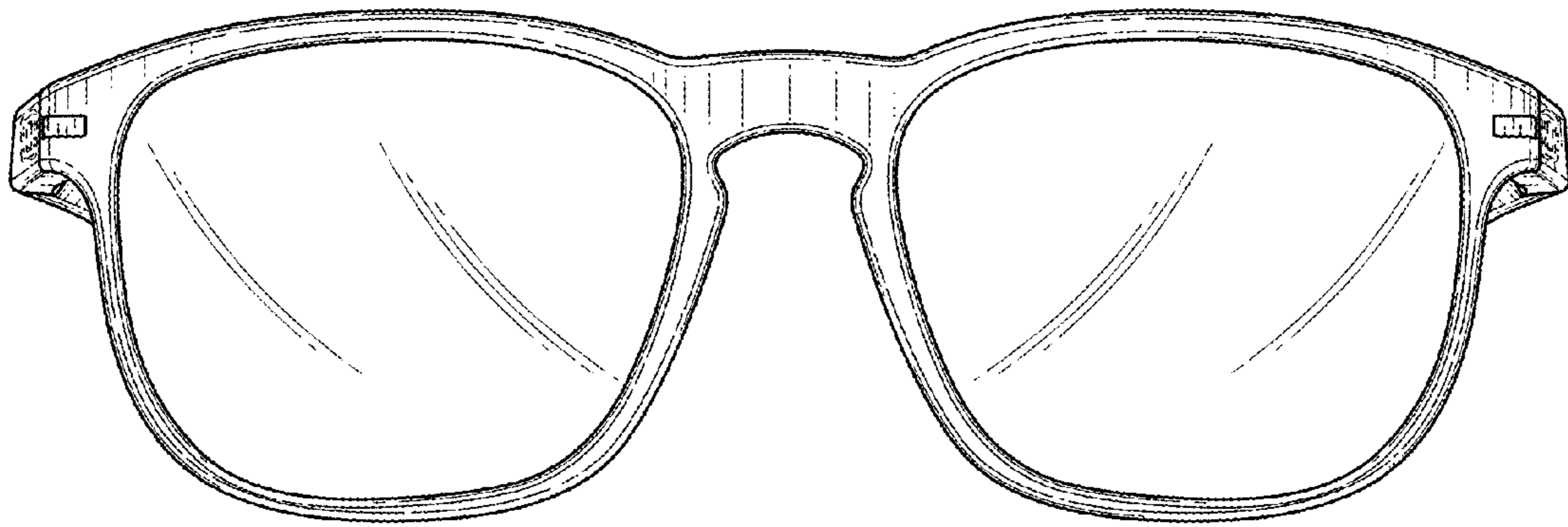


FIG. 2

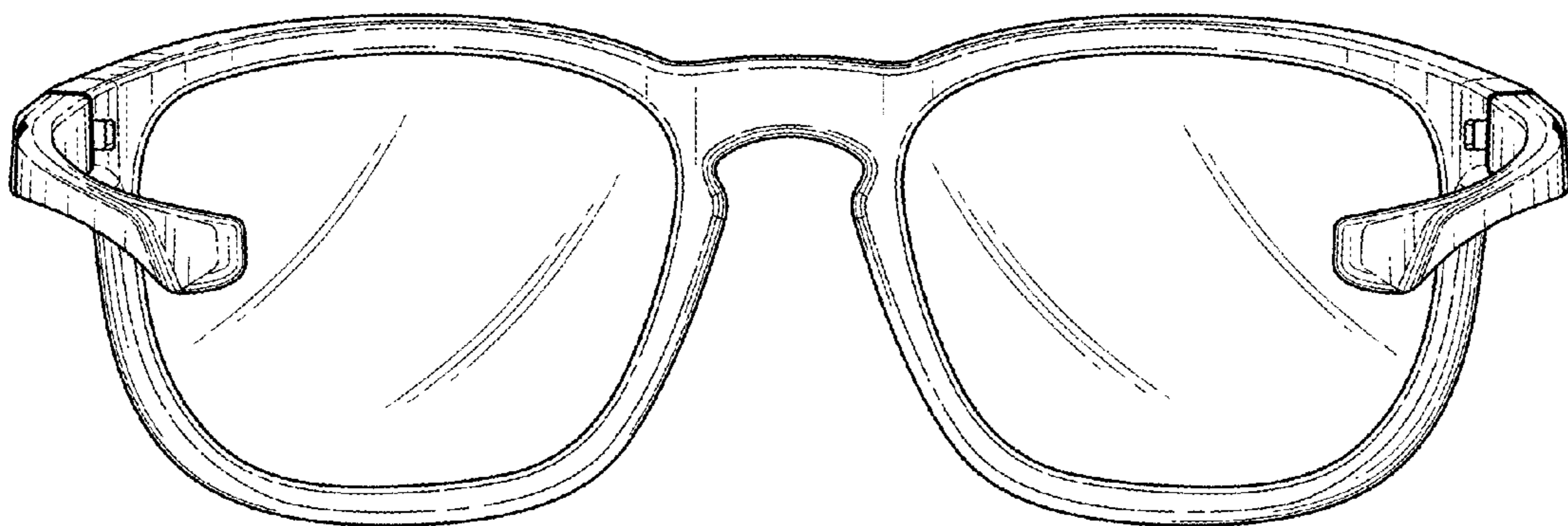


FIG. 3

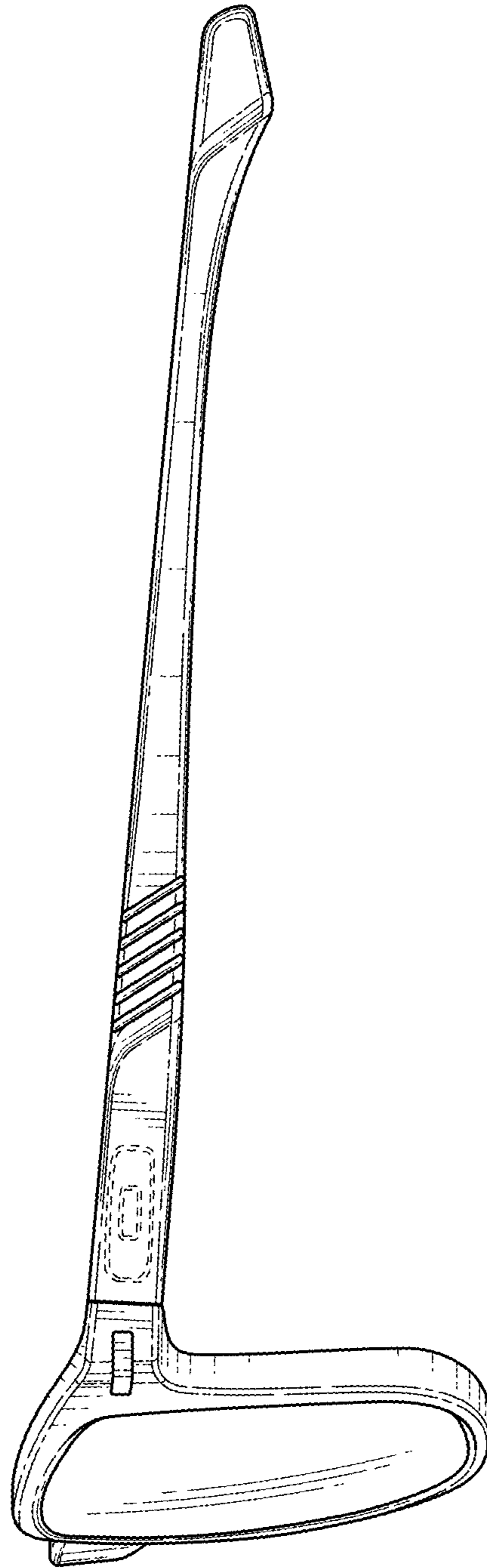


FIG. 4

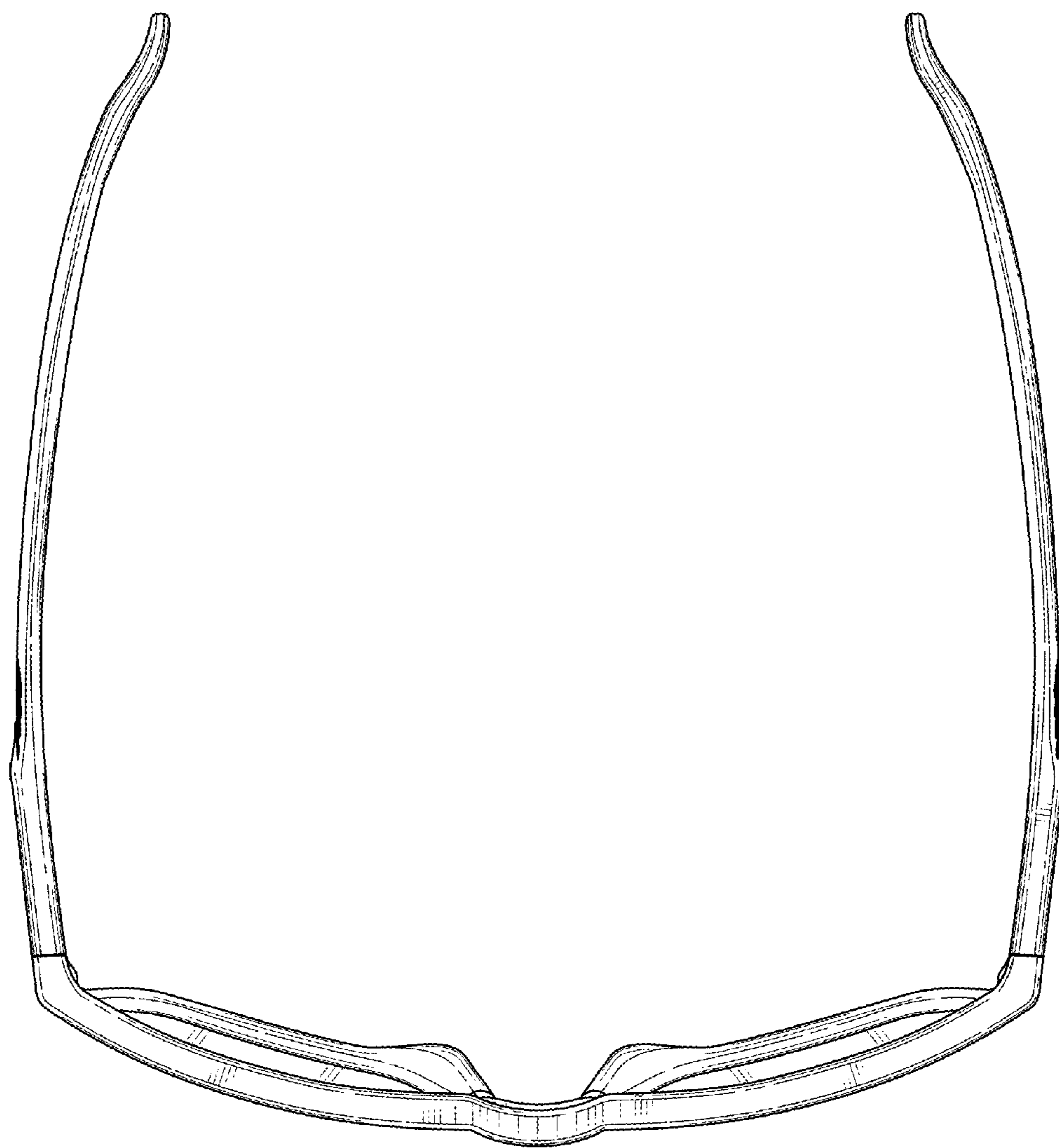


FIG. 5

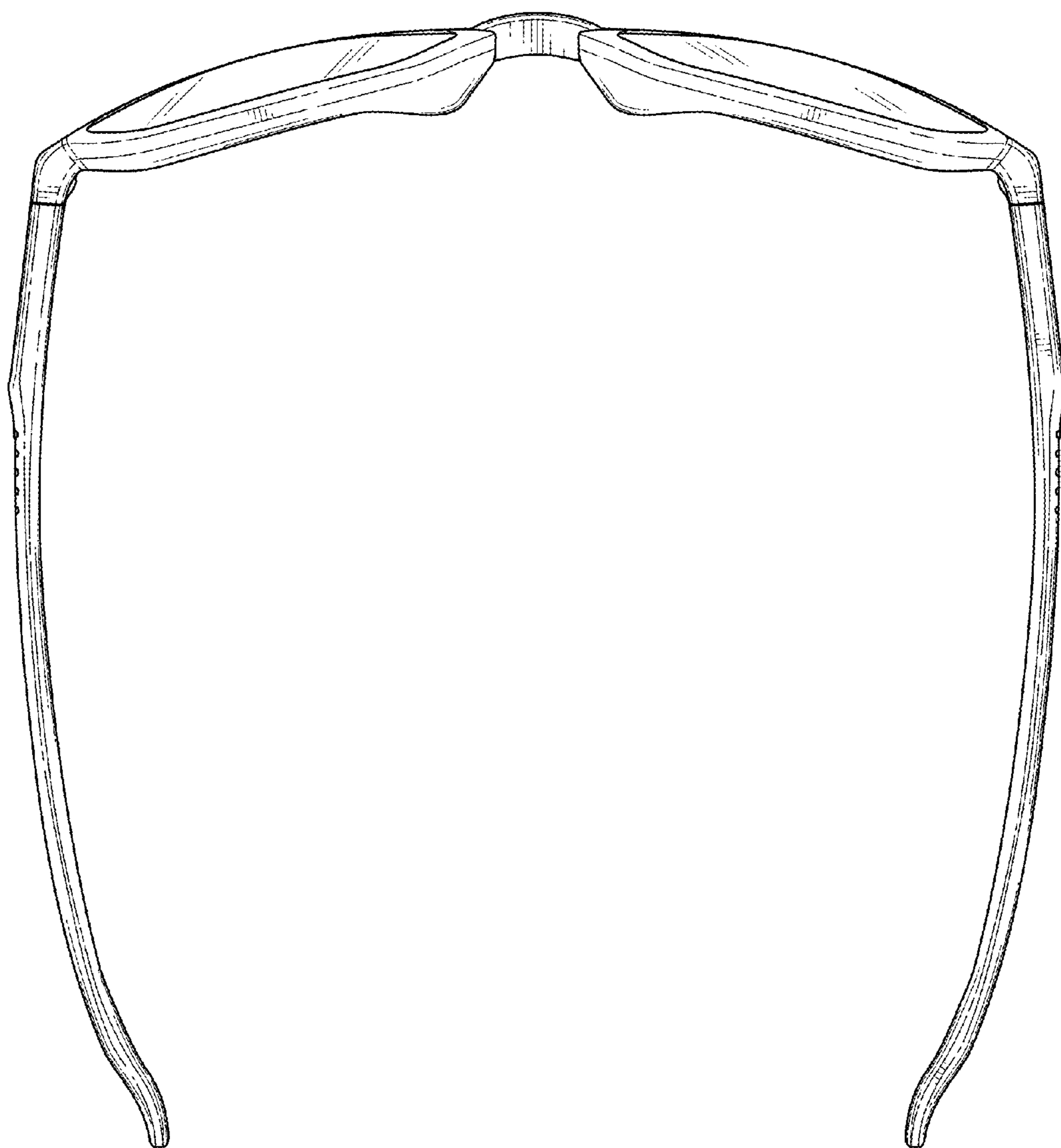


FIG. 6