



US00D714855S

(12) **United States Design Patent**
Porter

(10) **Patent No.:** **US D714,855 S**

(45) **Date of Patent:** **** Oct. 7, 2014**

(54) **EYEGLASSES**

D640,310 S * 6/2011 Suzuki et al. D16/315
D694,313 S * 11/2013 Mage D16/315

(71) Applicant: **VisOptical, LLC**, Fenton, MO (US)

* cited by examiner

(72) Inventor: **David R. Porter**, St. Louis, MO (US)

Primary Examiner — Raphael Barkai

(73) Assignee: **VisOptical, LLC**, Fenton, MO (US)

(74) *Attorney, Agent, or Firm* — Thompson Coburn, LLP

(**) Term: **14 Years**

(21) Appl. No.: **29/443,855**

(57) **CLAIM**

(22) Filed: **Jan. 23, 2013**

The ornamental design of the eyeglasses, as shown and described.

(51) **LOC (10) Cl.** **16-06**

(52) **U.S. Cl.**

USPC **D16/315**; D16/335

(58) **Field of Classification Search**

CPC G02C 1/04; G02C 2200/08; G02C 1/02;
G02C 1/06

USPC D16/101, 300–342, 900; D29/109–110;
351/41, 44, 51–52, 62, 158, 92,
351/103–123, 140–153, 63, 59, 45–46;
2/426–432, 447–449, 441, 434–437,
2/13, 15; D21/483, 659–661; D14/372

See application file for complete search history.

DESCRIPTION

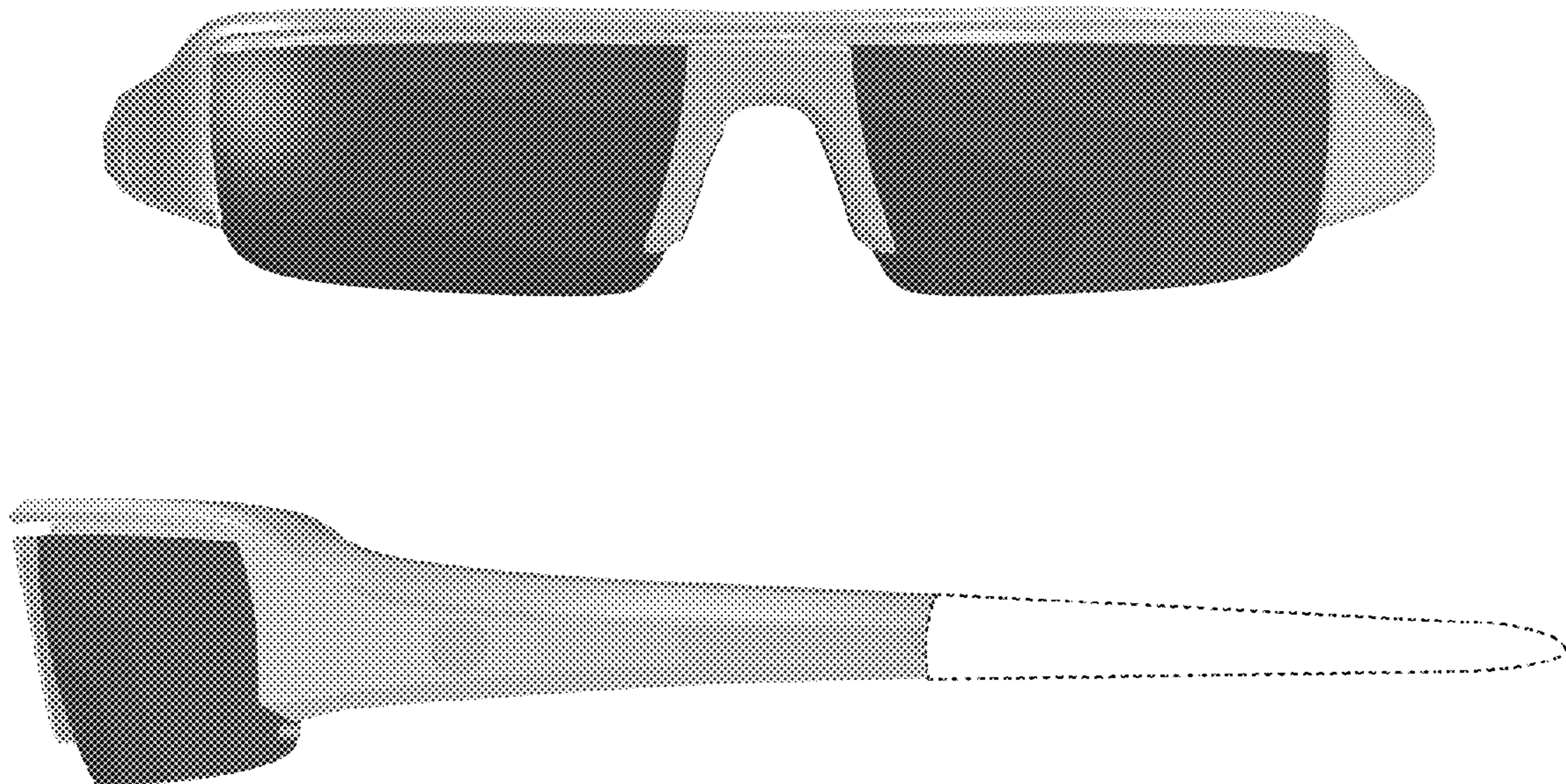
FIG. 1 is a front view of the eyeglasses design.
FIG. 2 is a top view of the eyeglasses design.
FIG. 3 is a right view of the eyeglasses design, the left view being a mirror image thereof.
FIG. 4 is a bottom view of the eyeglasses design.
FIG. 5 is a rear view of the eyeglasses design; and,
FIG. 6 is an isometric view of the eyeglasses design showing the front, top and right sides thereof.
The regions shown within dashed lines show portions of the eyeglasses that form no part of the claimed design.
No claim to particular colors or relative shades of the shading shown in the figures is made herein.

(56) **References Cited**

U.S. PATENT DOCUMENTS

D616,013 S * 5/2010 Reed D16/315
D628,229 S * 11/2010 Fuchs D16/315

1 Claim, 3 Drawing Sheets






FIG. 1



FIG. 2




FIG. 3



FIG. 4




FIG. 5

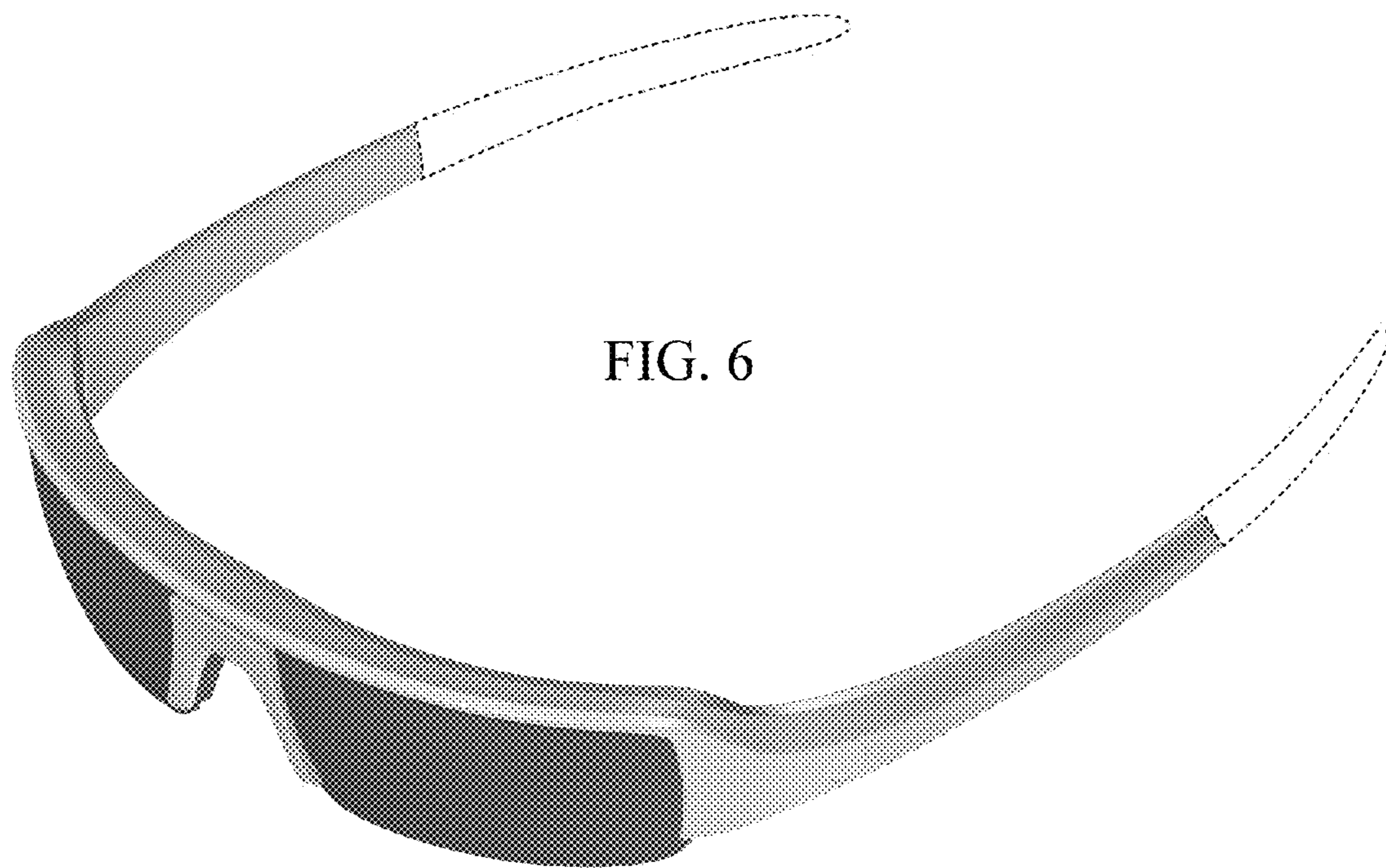


FIG. 6