



US00D714842S

(12) **United States Design Patent**
Jeon et al.

(10) **Patent No.:** **US D714,842 S**

(45) **Date of Patent:** **** Oct. 7, 2014**

(54) **REFRIGERATOR DISPENSER**

(71) Applicant: **Samsung Electronics Co., Ltd.**,
Suwon-si (KR)

(72) Inventors: **Sang-Woon Jeon**, Namyangju-si (KR);
Min-Hyong Boo, Seoul (KR);
Jae-Moon Lee, Seoul (KR)

(73) Assignee: **Samsung Electronics Co., Ltd.** (KR)

(**) Term: **14 Years**

(21) Appl. No.: **29/460,384**

(22) Filed: **Jul. 10, 2013**

(30) **Foreign Application Priority Data**

Jan. 11, 2013 (KR) 30-2013-0001818

(51) **LOC (10) Cl.** **15-07**

(52) **U.S. Cl.**
USPC **D15/89**

(58) **Field of Classification Search**
USPC D15/79–89, 91; 62/98, 344, 389;
141/351, 86, 361, 362; 222/108, 146.6
See application file for complete search history.

(56) **References Cited**

U.S. PATENT DOCUMENTS

5,033,273	A *	7/1991	Buchser et al.	62/344
5,269,154	A *	12/1993	Schmidt	62/275
D365,579	S *	12/1995	Baker et al.	D15/89
5,474,213	A *	12/1995	Unger	222/108
D367,659	S *	3/1996	Baker et al.	D15/89
5,526,854	A *	6/1996	Unger	141/351
6,595,021	B2 *	7/2003	Skinner	62/344
6,651,449	B2 *	11/2003	Heims et al.	62/98
D511,534	S *	11/2005	Ertz et al.	D15/89
D514,139	S *	1/2006	Ertz et al.	D15/89
D518,076	S *	3/2006	Quinlan et al.	D15/89
D523,878	S *	6/2006	Quinlan et al.	D15/89

D544,287	S *	6/2007	Joss et al.	D7/306
D568,913	S *	5/2008	Suh et al.	D15/89
D569,399	S *	5/2008	Crookshanks et al.	D15/89
D569,400	S *	5/2008	Crookshanks	D15/91
D577,373	S *	9/2008	Crookshanks	D15/91
D582,443	S *	12/2008	Kim et al.	D15/89
D589,988	S *	4/2009	Martin et al.	D15/89
D615,566	S *	5/2010	Curtis et al.	D15/89
D623,203	S *	9/2010	Martin et al.	D15/91
D666,868	S *	9/2012	Bertucci et al.	D7/397
D672,376	S *	12/2012	Ringemann et al.	D15/89
8,584,716	B2 *	11/2013	Bertucci et al.	141/104
D697,537	S *	1/2014	Seo et al.	D15/89

* cited by examiner

Primary Examiner — Mitchell Siegel

(74) *Attorney, Agent, or Firm* — Cantor Colburn LLP

(57) **CLAIM**

We claim, the ornamental design for a refrigerator dispenser, as shown and described.

DESCRIPTION

FIG. 1 is a perspective view of a refrigerator dispenser, showing our new design in an exemplary embodiment;
 FIG. 2 is a front elevation view thereof;
 FIG. 3 is a rear elevation view thereof;
 FIG. 4 is a side elevation view thereof;
 FIG. 5 is a another side elevation view thereof;
 FIG. 6 is a top plan view thereof;
 FIG. 7 is a bottom plan view thereof;
 FIG. 8 is a perspective view thereof shown in a partial refrigerator environment; and,
 FIG. 9 is a perspective view thereof shown in a refrigerator environment.

The broken-line disclosure in the views is generally understood to form part of the environment in which the claimed design is embodied and to form no part of the claimed design. The dot-dash broken lines encircle portions of the claimed design that are illustrated in partial refrigerator environment.

1 Claim, 9 Drawing Sheets

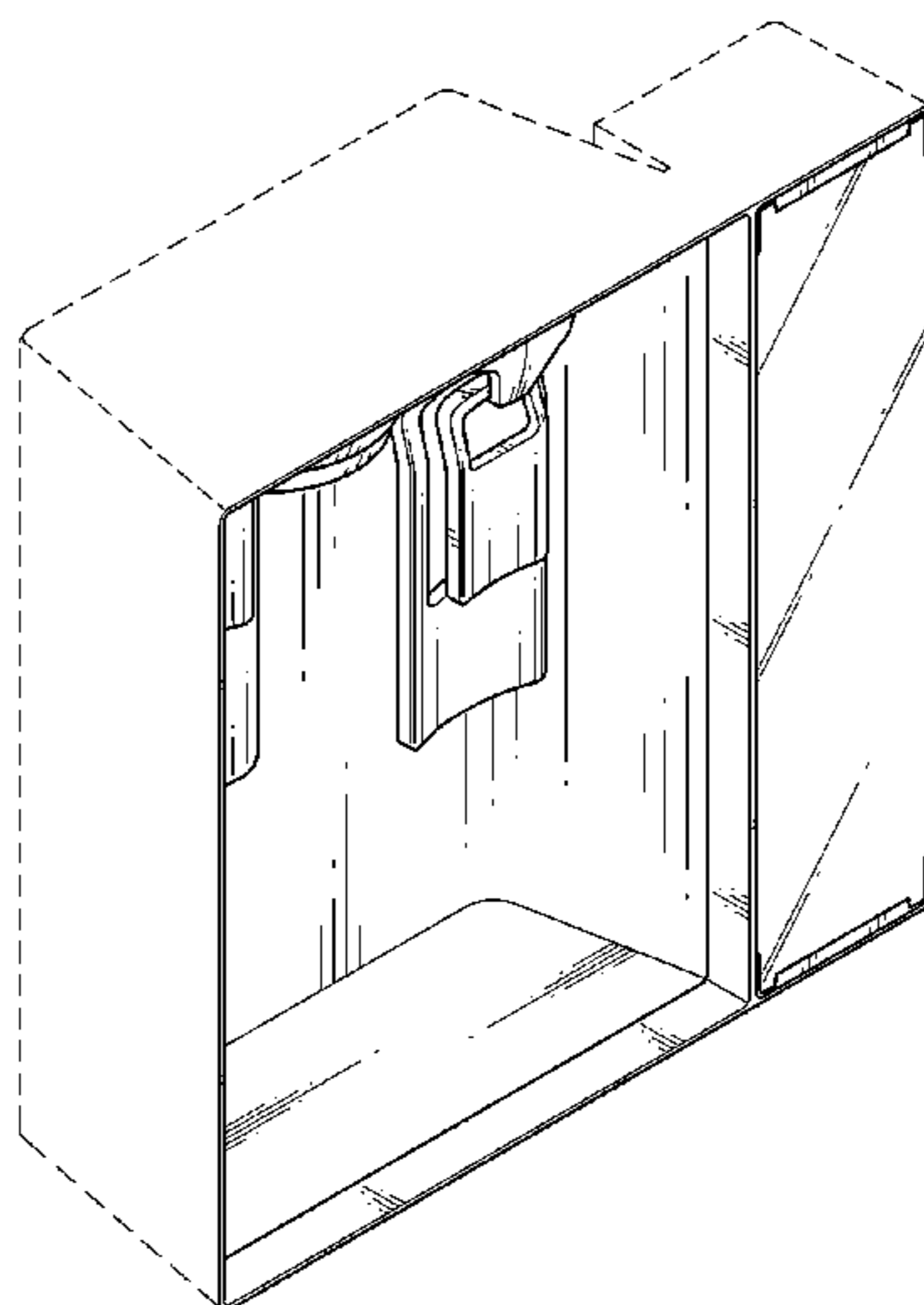


FIG. 1

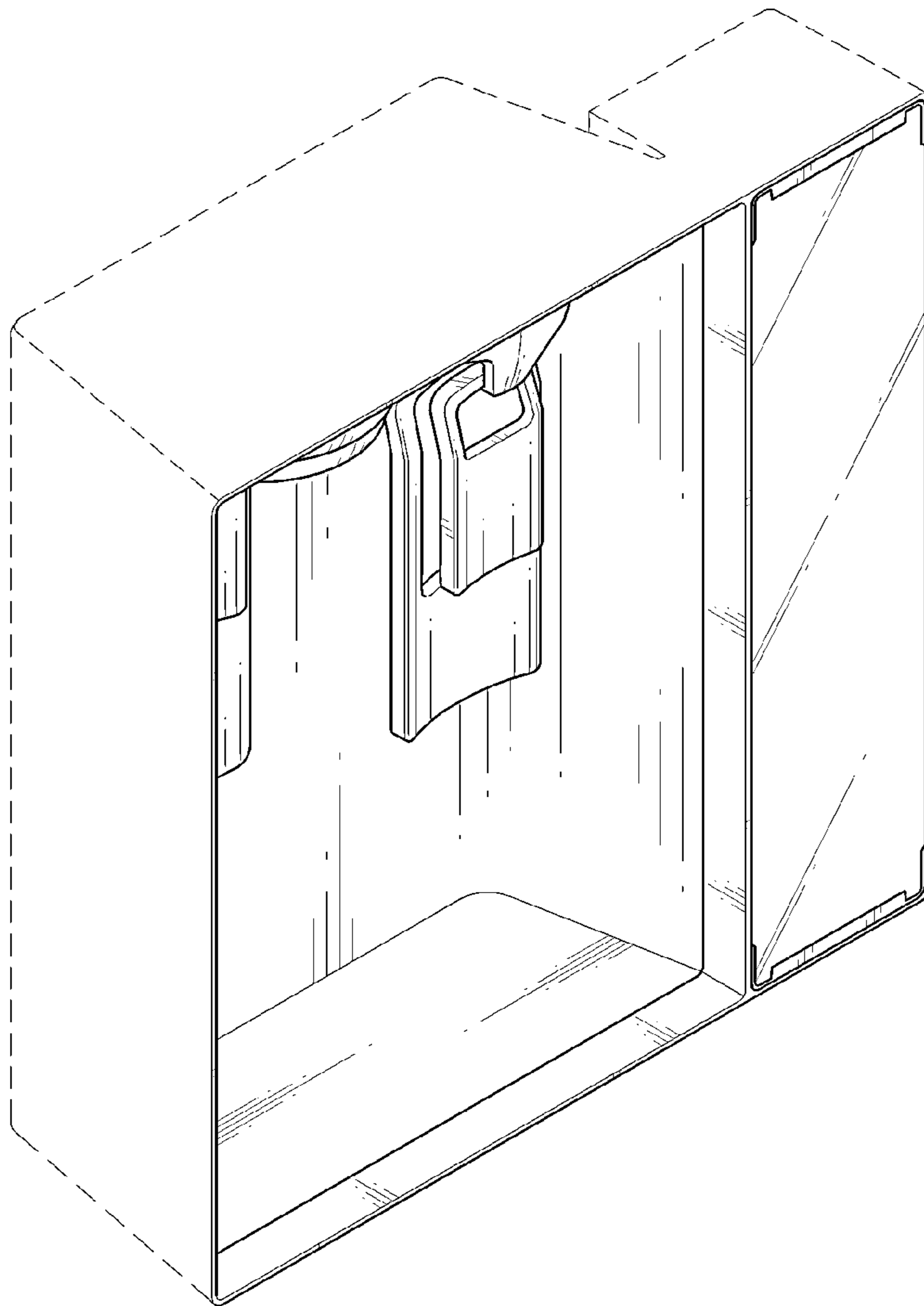


FIG. 2

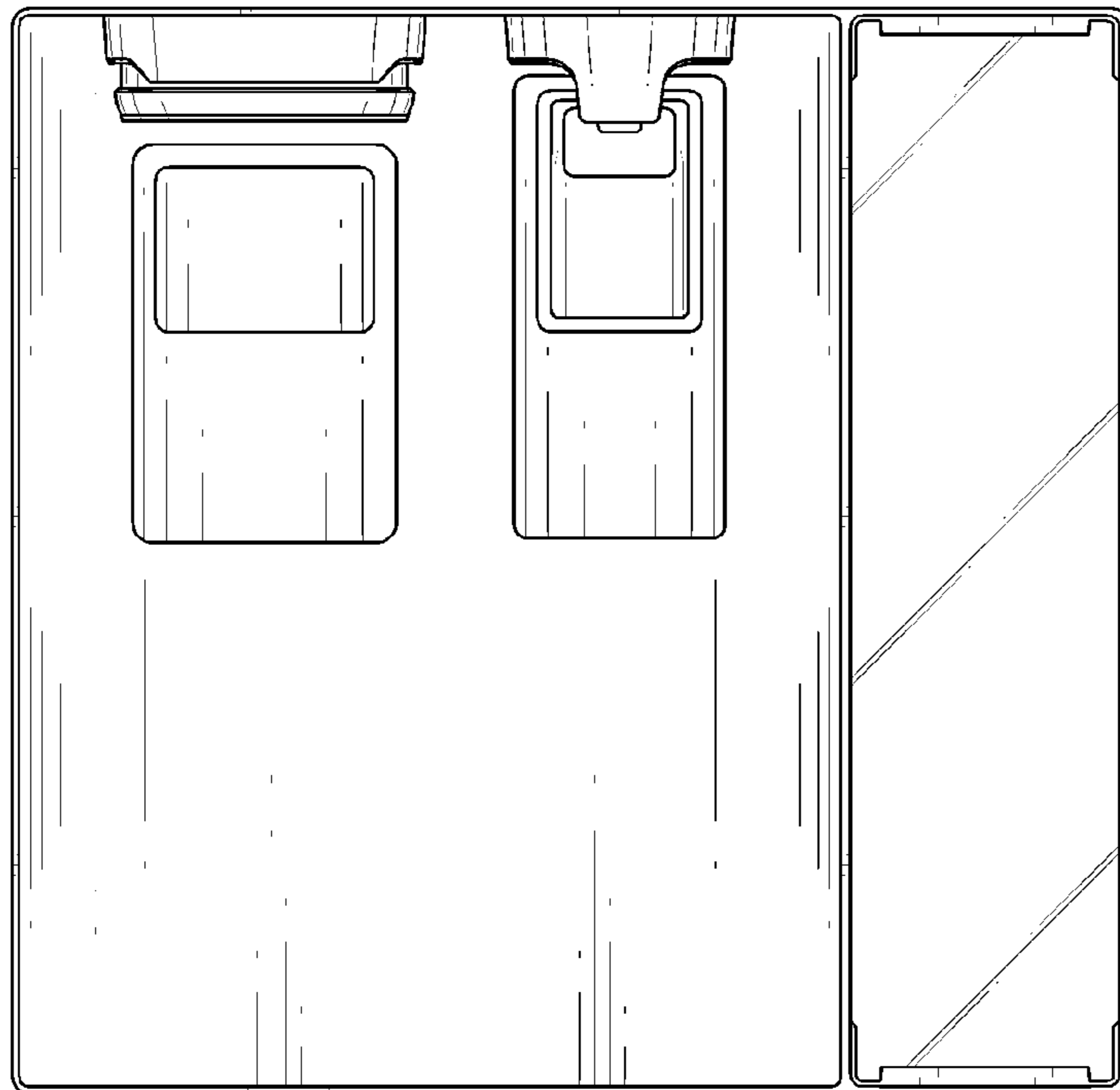


FIG. 3




FIG. 4




FIG. 5

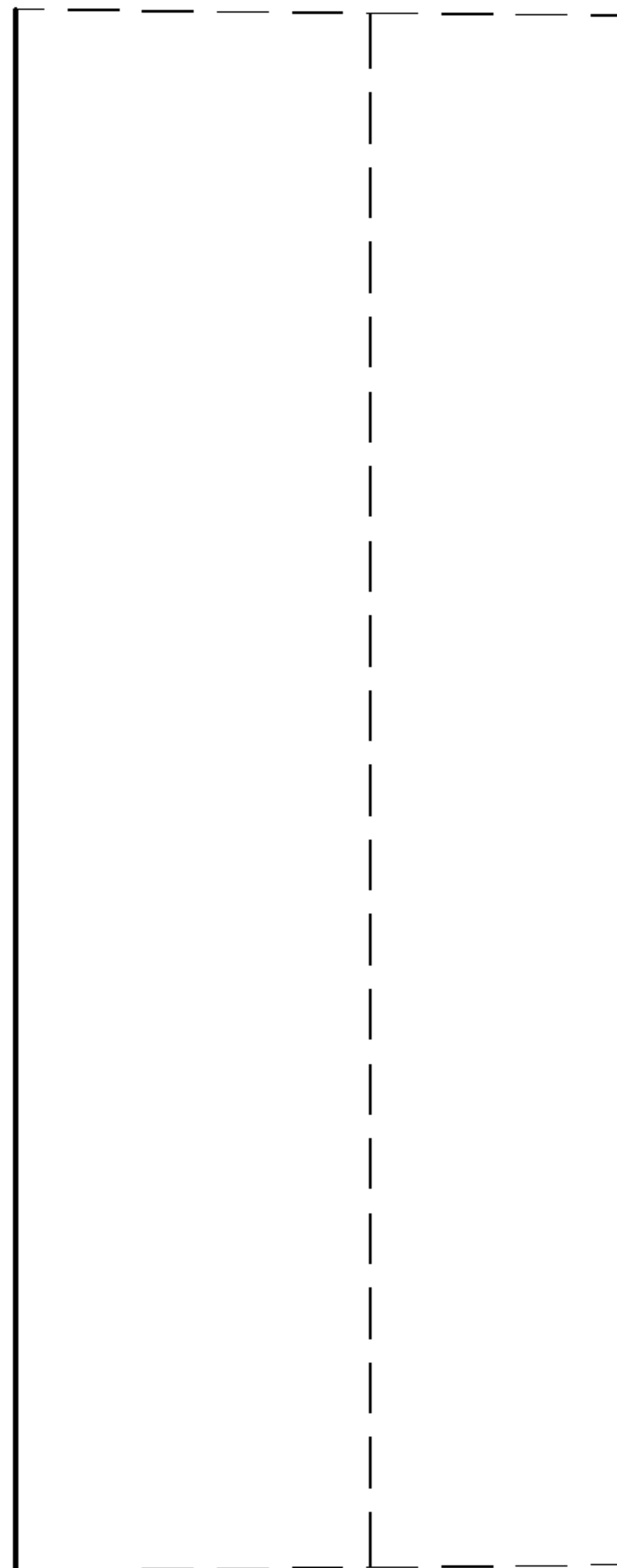


FIG. 6



FIG. 7




FIG. 8

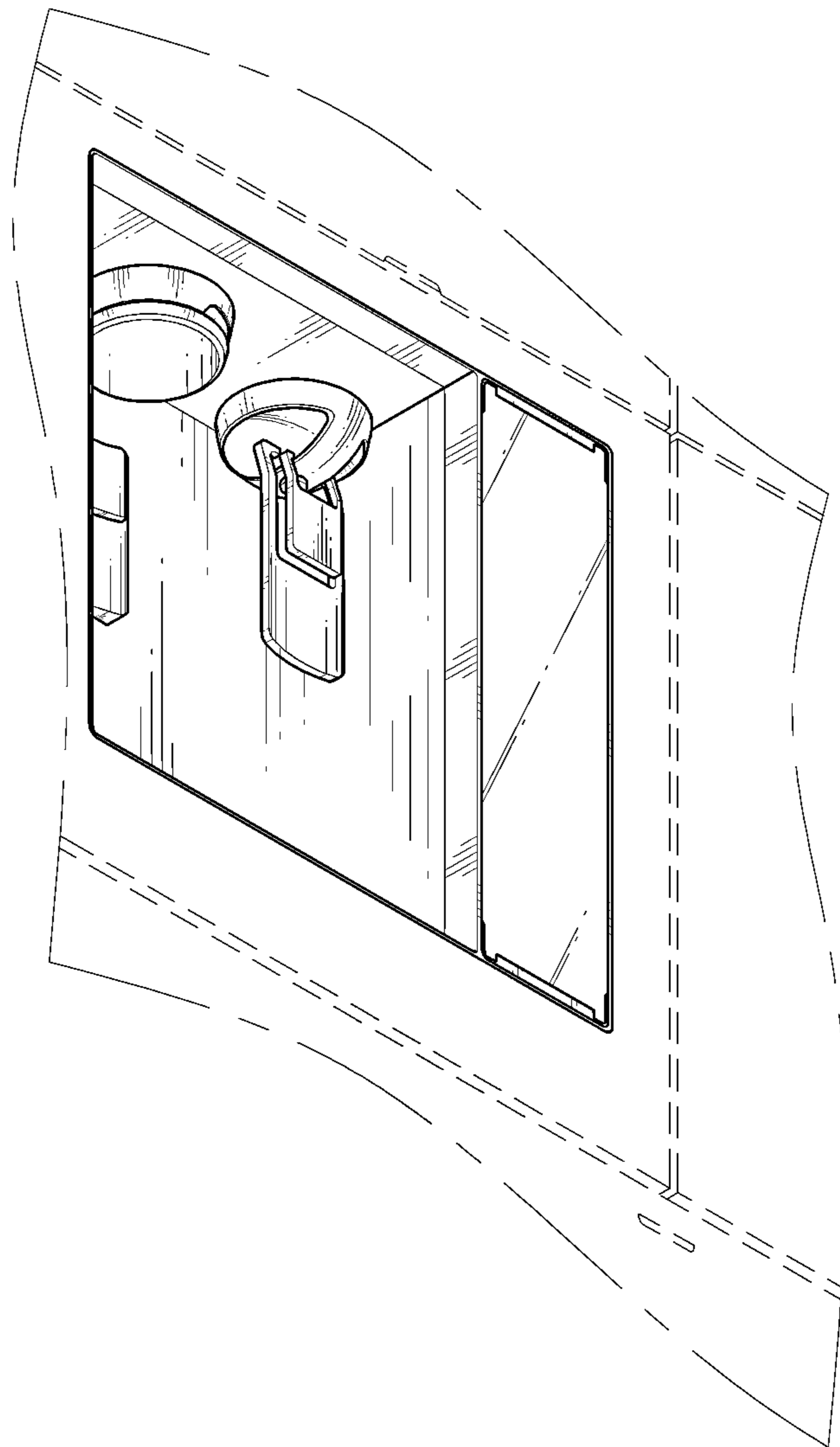


FIG. 9

